

## CISCO FMC Endpoint Update App Installation Guide

[Home](#) » [Cisco](#) » CISCO FMC Endpoint Update App Installation Guide 



### Contents

- [1 Install or Upgrade the FMC Endpoint Update App](#)
- [2 Procedure](#)
- [3 Documents / Resources](#)
  - [3.1 References](#)
- [4 Related Posts](#)

## Install or Upgrade the FMC Endpoint Update App

This chapter discusses how to install or upgrade and enable the FMC endpoint update app.



- [Install or Upgrade the FMC Endpoint Update App](#), on page 1

To download, install, and enable the FMC endpoint update app, complete the following procedure:

### Procedure



**Step 1** Log in to APIC.

**Step 2** Install the FMC endpoint update app:

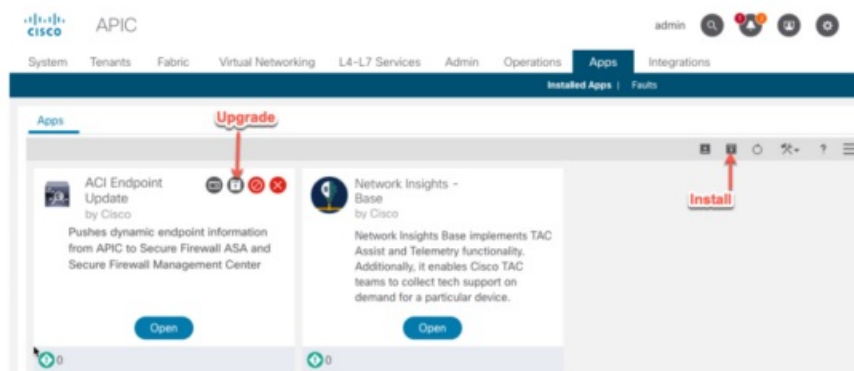
- a) Click Apps.
- b) Click Download Application (  ). ([link to the download](#))
- c) Search for FMC Endpoint Update.
- d) When you locate it, click Download (  ).
- e) Follow the prompts on your screen to complete the download.
- f) Click the APIC tab page in your browser.

**Step 3** Click Apps > Apps.

**Step 4** Do any of the following:

- Install: Click Add Application (  ) in the toolbar.
- Upgrade: Upgrade (  ) next to FMC endpoint update app.

The following figure shows both options.



**Step 5** Follow the prompts on your screen to upload the app.

**Step 6** Wait for the app to be installed or upgraded.


**Step 7** Click Enable.

**Step 8** When prompted, click all from the Security Domain list.

**Step 9** Click Enable to enable the app.



**Documents / Resources**



# CISCO FMC Endpoint Update App [pdf] Installation Guide

## FMC Endpoint Update App, Endpoint Update App, Update App, App

## References

- [User Manual](#)

[Manuals+](#), [Privacy Policy](#)

This website is an independent publication and is neither affiliated with nor endorsed by any of the trademark owners. The "Bluetooth®" word mark and logos are registered trademarks owned by Bluetooth SIG, Inc. The "Wi-Fi®" word mark and logos are registered trademarks owned by the Wi-Fi Alliance. Any use of these marks on this website does not imply any affiliation with or endorsement.