



CISCO CATALYST CX Dual Channel Amplifiers User Guide

[Home](#) » [Cisco](#) » CISCO CATALYST CX Dual Channel Amplifiers User Guide 

Contents

- [1 CATALYST CX Dual Channel Amplifiers](#)
- [2 CATALYST CX Dual Channel Amplifiers](#)
- [3 EFFECT MODELS](#)
- [4 SPECIFICATIONS](#)
- [5 Documents / Resources](#)
 - [5.1 References](#)

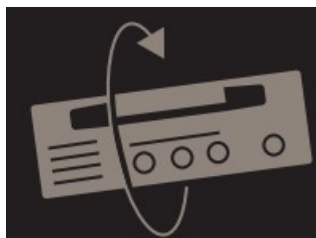
CATALYST CX Dual Channel Amplifiers



CATALYST CX Dual Channel Amplifiers User Guide

CATALYST CX Dual Channel Amplifiers

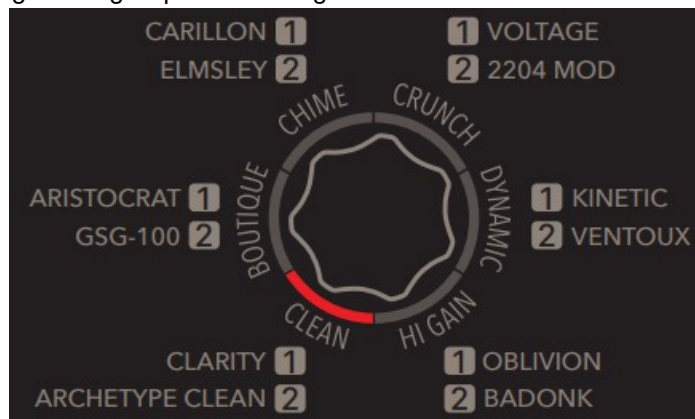
Factory Reset: Press and hold B and MANUAL while powering on
NEW 2.0 UPDATE



Turn over to see the feature specifications

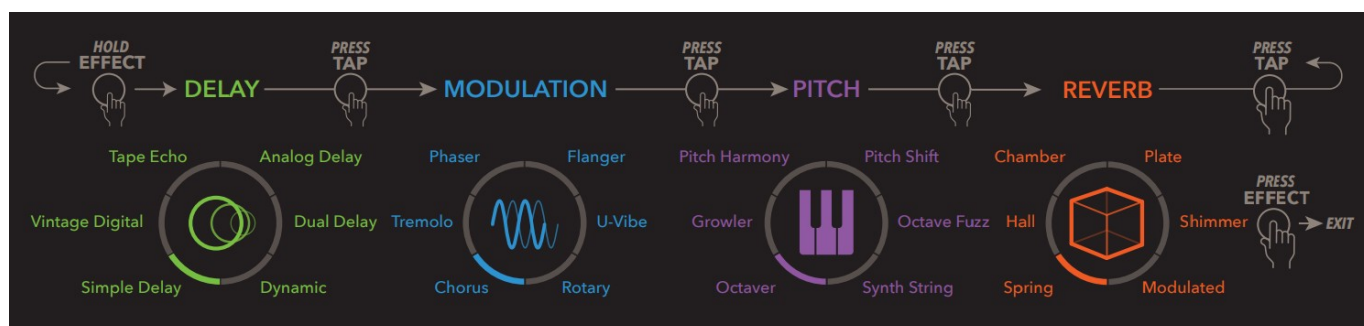
AMP MODELS

Select one of six amp voicings from group 1 or 2 using the SELECTOR knob



EFFECT MODELS

1. Press TAP button to switch categories
2. Press and hold EFFECT 1 or 2 button to enter selection mode
3. Turn the SELECTOR knob to select the desired effect model
4. Press EFFECT 1 or 2 button again to lock selection and exit



AMP GROUP SELECTION



Press A and B simultaneously to switch between Amp Groups 1 and 2

SAVE CHANNEL



Hold either channel button A or B until you see the lights blink to save

MANUAL MODE



Press MANUAL to use manual mode – what you see is what you get

BANK SELECTION








Press and hold MANUAL and use the SELECTOR knob to access six banks of preset channels

SOFTWARE



The Catalyst Edit free software lets you adjust deep edit parameters and save/organize your presets







SPECIFICATIONS

	12 Amp Voicings Models taken from the Helix® family of products
	Boost Custom matched to each amp design
	Built-In Effects 24 effects taken from the Helix® family of products
	Traditional Controls Primary controls immediately recognizable
	Tap Tempo/Tuner Set time-based effects or activate the onboard tuner
	Optional LFS2 Footswitch Change channels, effects, banks, and more

CATALYST

DUAL-CHANNEL AMPLIFIERS FEATURING 12 AMP VOICINGS TAKEN FROM THE HELIX® FAMILY OF PRODUCTS



	XLR Output Pro connection for stage and recording
	Effects Loop Insert external effects
	Power Amp In Connect your favorite modeler
	Power Level Control Consistent tone at any volume
	USB Interface Connect to Catalyst Edit app or record direct
	MIDI* Receive channel/preset and CC messages *USB MIDI only on Catalyst CX 60

© 2023 Yamaha Guitar Group, Inc.

All rights reserved. Line 6, the Line 6 logo, HELIX, CATALYST, and the CATALYST logo are registered trademarks of Yamaha Guitar Group, Inc. in the U.S. and/or other jurisdictions.



Documents / Resources



[CISCO CATALYST CX Dual Channel Amplifiers](#) [pdf] User Guide
CATALYST CX Dual Channel Amplifiers, CATALYST CX, Dual Channel Amplifiers, Channel Amplifiers, Amplifiers

References

- [User Manual](#)

[Manuals+](#), [Privacy Policy](#)

This website is an independent publication and is neither affiliated with nor endorsed by any of the trademark owners. The "Bluetooth®" word mark and logos are registered trademarks owned by Bluetooth SIG, Inc. The "Wi-Fi®" word mark and logos are registered trademarks owned by the Wi-Fi Alliance. Any use of these marks on this website does not imply any affiliation with or endorsement.