



# 55/75 Microsoft Teams Rooms with Cisco Devices Instructions

[Home](#) » [Cisco](#) » 55/75 Microsoft Teams Rooms with Cisco Devices Instructions 



## Contents

- [1 55/75 Microsoft Teams Rooms with Cisco Devices](#)
- [2 Joining a meeting via 'Join with an ID'](#)
- [3 Documents / Resources](#)
  - [3.1 References](#)

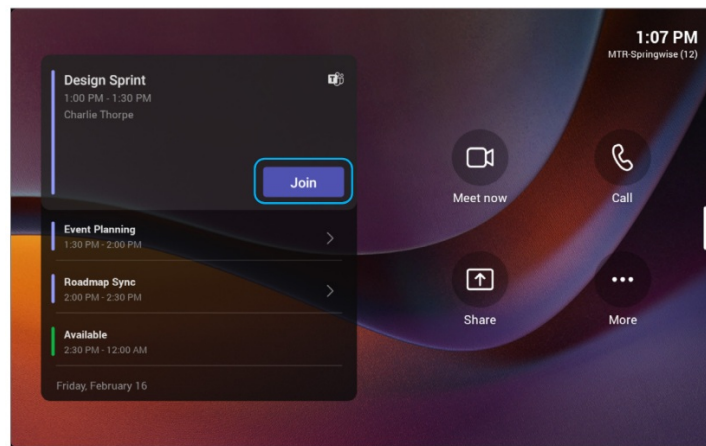
## 55/75 Microsoft Teams Rooms with Cisco Devices

### How to join a Microsoft Teams Rooms meeting with a Cisco Device

Dive into a seamless meeting experience with Microsoft Teams Rooms. This guide ensures smooth entry into meetings, whether via invite or meeting ID.

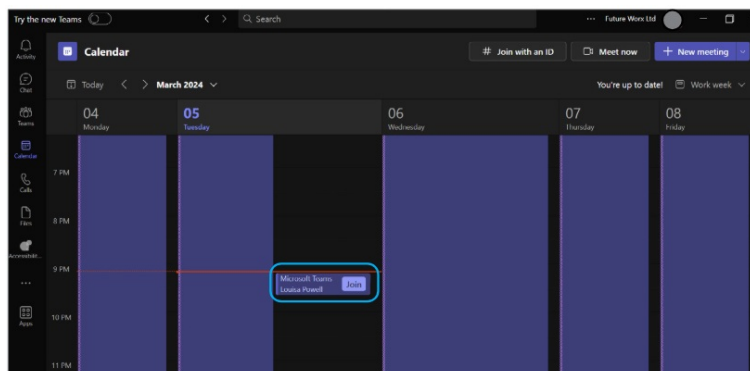
#### Joining a meeting from your navigator

1. To join a meeting from your navigator simply locate the 'Join' option next to the meeting you wish to attend.
2. Tap the 'Join' option.
3. You will then join the meeting.
4. If the meeting hasn't been started yet you will see the message 'When the meeting starts, we'll let people know you're waiting in the lobby'.  
Once the meeting starts you will join the meeting.

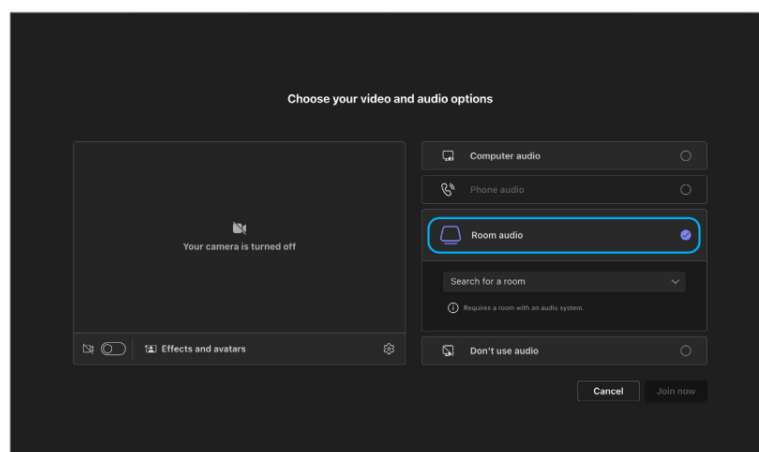


## Joining a meeting from your Teams app calendar

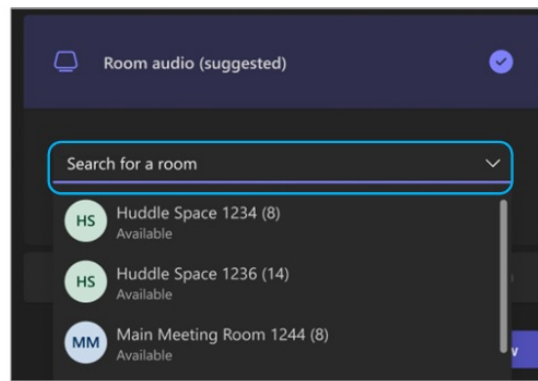
1. To join a meeting from your Teams app calendar simply locate the 'Join' option next to the meeting you wish to attend.
2. Tap the 'Join' option.



3. When you're choosing your audio and video settings, you'll have the option to add a room and use that room's audio and video equipment. Your personal device may even detect a nearby room using Bluetooth. If it does, you'll see 'suggested' next to Room audio. If the nearby room has already joined the meeting, just select Audio off to join with your audio off and avoid disrupting the meeting.

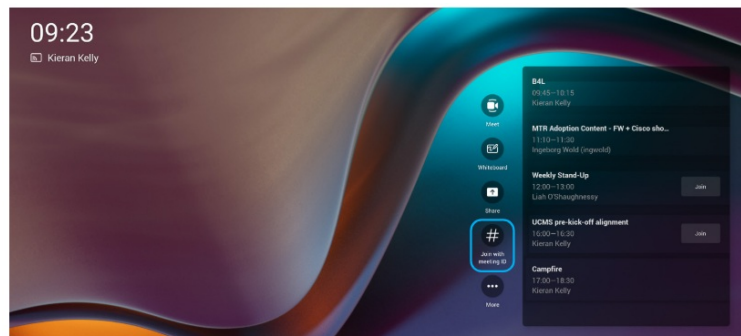


4. If your device doesn't detect the room nearby, select the 'Room audio' option, search for a room.
5. Then, the room will ring. To join the meeting, select 'Accept' on the room console.

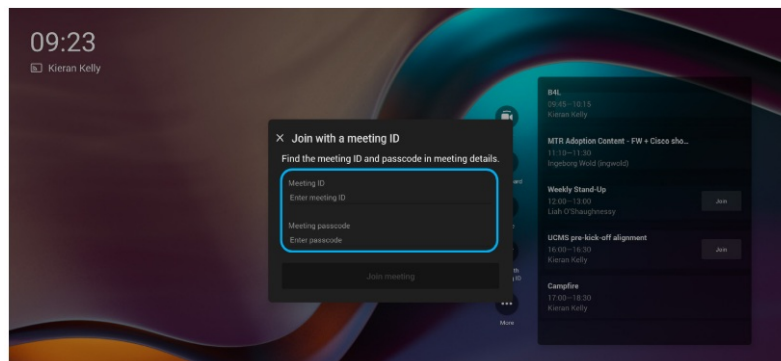


## Joining a meeting via 'Join with an ID'

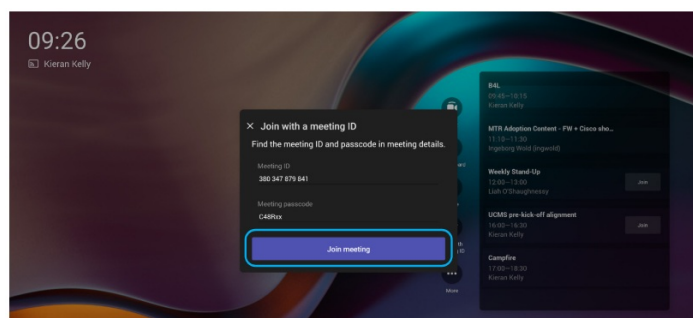
1. If you haven't been invited to a meeting but wish to join tap 'Join with meeting ID' on your navigator. If you don't have Join with meeting ID tap 'More' and then tap the 'Join with meeting ID' icon.



2. You will then be prompted to input your details.
3. Enter your credentials into the 'Meeting ID' and 'Passcode' fields when they appear.



4. Review your details to ensure they are correct and confirm by tapping the 'Join Meeting' option.
5. You will then join the meeting.



Your journey to effortless and impactful meetings begins and ends with Microsoft Teams Rooms.



Documents / Resources

	<a href="#">CISCO 55/75 Microsoft Teams Rooms with Cisco Devices</a> [pdf] Instructions 5575 Microsoft Teams Rooms with Cisco Devices, 5575, Microsoft Teams Rooms with Cisco Devices, Teams Rooms with Cisco Devices, with Cisco Devices, Cisco Devices, Devices
---	--

References

- [User Manual](#)

Manuals+. [Privacy Policy](#)

This website is an independent publication and is neither affiliated with nor endorsed by any of the trademark owners. The "Bluetooth®" word mark and logos are registered trademarks owned by Bluetooth SIG, Inc. The "Wi-Fi®" word mark and logos are registered trademarks owned by the Wi-Fi Alliance. Any use of these marks on this website does not imply any affiliation with or endorsement.