



CinBell Fioptics Recording Setup Instructions

[Home](#) » [CinBell](#) » CinBell Fioptics Recording Setup Instructions 

Contents

- 1 CinBell Fioptics Recording Setup Instructions
- 2 How do I set up a recording?
- 3 Read More About This Manual & Download PDF:
- 4 Documents / Resources
- 5 Related Posts

CinBell Fioptics Recording Setup Instructions



How do I set up a recording?

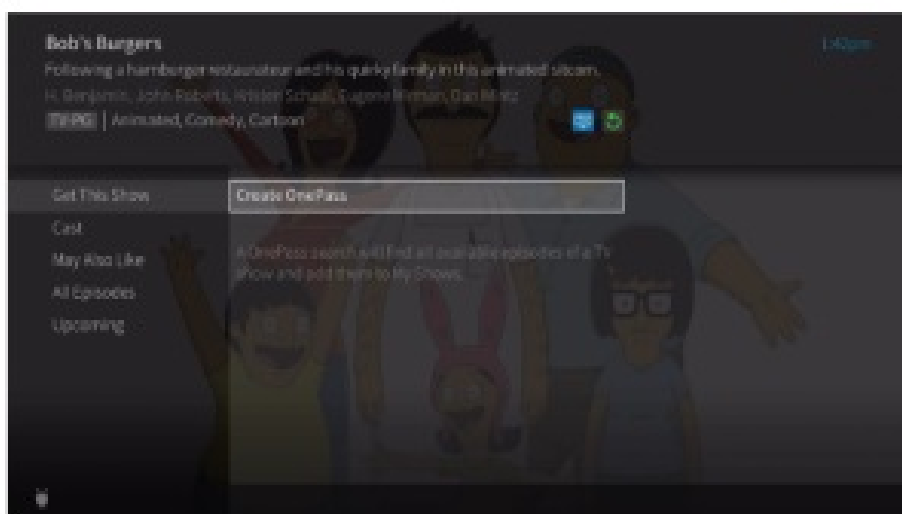
- One Pass Search

A OnePass search gathers every available episode of a series (whether streaming, broadcast TV, or on demand), every game or match from a specific team, or every sporting event in a league and adds them right to My Shows to watch instantly.

Think of ONEPASS as your DVR that can record linear TV or Bookmark episodes that appear on OTT apps like Netflix. ONEPASS will link you to those OTT app sources for episodes available there rather than fill your DVR. If an episode isn't available on TV or FiOptics + On Demand, One Pass fills in the gaps with episodes from video apps like Netflix, Hulu, Prime Video, and more. Forget about knowing when a show will be airing or wondering which streaming video service has it available: the TiVo Service does it for you, so you can start watching right away.

For sports, your One Pass search will find matches whether you search by full team or league name, location (e.g., Argentina, Brazil), nickname (e.g., Giants, Bears), or abbreviation (e.g., FIFA, NFL, NCAA, UCLA). To create a One Pass, find a series you want to watch, then choose Create a One Pass. The show will be instantly added to My Shows and all available episodes will be added.

Note: One Pass works best when your video app list is up to date, with as many apps as possible selected.



• ONEPASS OPTIONS

When you create a OnePass, you can choose options that will give you exactly the results you

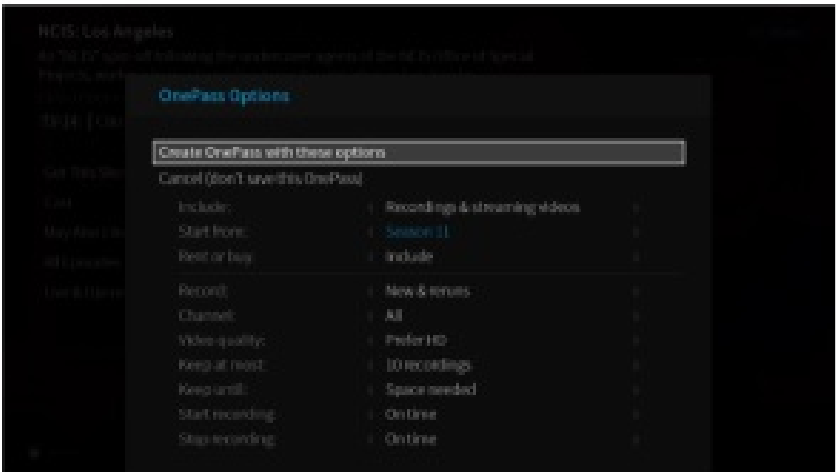
want. You can also change the options of any existing OnePass by going to the OnePass Manager. See OnePass Manager for more information. Options include:

- Include: If Cloud DVR is enabled, choose to include recordings, streaming videos (from sources like Netflix), or both in your OnePass results.
- Start from: Want to watch from the beginning? Choose Season 1. Just need to catch up? Choose a different season. Only want new episodes? Choose New episodes only.
- Rent or buy: Decide whether to include episodes that need to be purchased before viewing. (The TiVo Service will not purchase the items for you; you will have the option to purchase them at the time of viewing.)

If your OnePass includes recordings, the following options are also available:


- Record: Skip reruns or watch them all? Choose New only to avoid reruns, or New & repeats to get every episode.
- Channel Choose the channel on which to record the show, when more than one channel is available.
- Video Quality: When you set the Channel setting (above) to All, you can choose how often to get the HD version of a show: always, never, or if possible. Note that if you choose Only HD and a show is not available in HD, it won't be recorded. Likewise, if you choose Only SD and a show is only available in HD, it won't be recorded.

- Keep At Most: Set the maximum number of recordings to be saved.
- Keep Until: Choose how long to keep a recording (or each episode of a repeating recording). Space Needed is the default setting, or choose As Long as Possible and your TiVo device wont delete this episode to record something new. Note that shows will be deleted automatically when they expire, regardless of this setting.
- Start Recording: Start recording up to ten minutes before a show is scheduled to begin. (This option is available only before recording starts.)
- Stop Recording: Some shows consistently run past their scheduled end times. Use the Stop Recording option to choose when the TiVo device stops recording: at the shows scheduled end time, a few minutes after its scheduled end time, or even hours after its scheduled end time. You can change this setting when you set up the recording, or while the recording is in progress.



Read More About This Manual & Download PDF:

Documents / Resources



[CinBell Fioptics Recording Setup](#) [pdf] Instructions
CinBell, Fioptics, Recording, Setup