



# CIDOO V75 Multi Functional Monochrome Dual System Keyboard Installation Guide

[Home](#) » [CIDOO](#) » CIDOO V75 Multi Functional Monochrome Dual System Keyboard Installation Guide 

CIDOO V75 Multi Functional Monochrome Dual System  
Keyboard Installation Guide



# V75

Multi functional monochrome dual system keyboard

## Operation Guide

### Contents

- 1 1 Scope of product application:
- 2 2 Hardware requirements:
- 3 3 Multifunctional knob and system switching quick close indicator:
- 4 4 Product attributes:
- 5 5 Button composite function:
- 6 6 Light effect description:
- 7 7 Connection method:
- 8 8 List of items:
- 9 Documents / Resources
  - 9.1 References

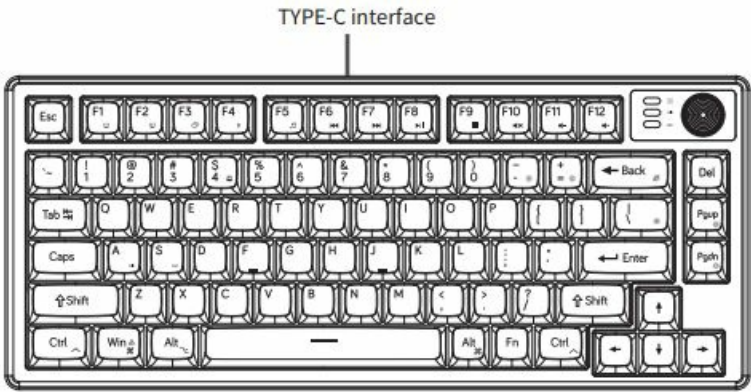
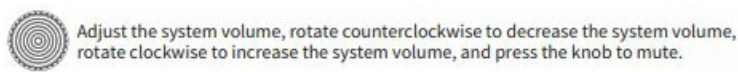
## 1 Scope of product application:

The keyboard operates in a wired connection mode and is connected to related devices for control. The product can run on a computer's Win/MAC system.

## 2 Hardware requirements:

The computer has a USb port available for connecting devices.

3 Multifunctional knob and system switching quick close indicator:



4 Product attributes:

Two stage foot brace; Multi functional knob; Anti slip foot patches; Keyline separation; Dual system control;

5 Button composite function:

WIN system

Combination buttons	Function	Combination buttons	Function
FN+F1	Screen brightness-	FN+F8	Play/Pause
FN+F2	Screen brightness+	FN+F9	Cease
FN+F3	Convert Window	FN+F10	Mute
FN+F4	microphone	FN+F11	Vol -
FN+F5	player	FN+F12	Vol +
FN+F6	Previous song	FN+Win	Lock WIN
FN+F7	Next song	FN+W	WASD D irection key exchange

MAC system

按键	Function	按键	Function
F1	Screen brightness-	F7	Previous song
F2	Screen brightness+	F8	Play/Pause
F3	Multi task control	F9	Next song
F4	Focus on search	F10	Mute
F5	Exhale Siri	F11	Vol -
F6	screenshot	F12	Vol +

6 Light effect description:

**FN+Backspace** Backlight on or off.

**FN+|** Always on, cycle between breathing backlight modes.

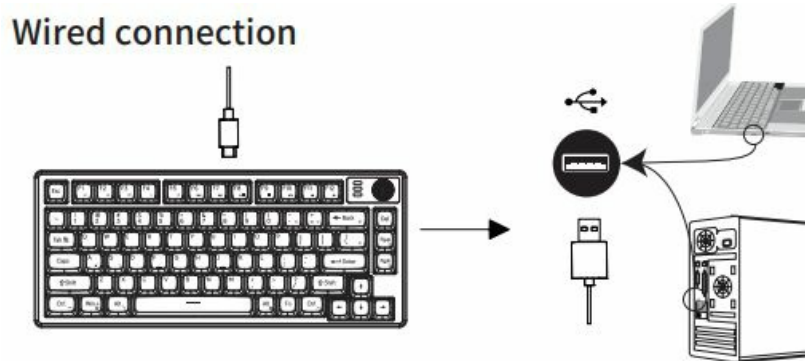
**FN+PGUP** Brightness increase, **FN+PGDN** Brightness decreases.

4-level adjustable, default to brightest.

**FN+ - \_** Slow down the light speed,

**FN+ = +** Accelerate lighting speed, adjustable at level 5.

## 7 Connection method:



Use the matching TYPE-C cable to connect the keyboard and computer, and the keyboard can be used normally

## 8 List of items:

1. A keyboard
2. One connecting line
3. One manual warranty card



V75 keyboard



TYPE-C Connection line

## Quality assurance card

Thank you for purchasing the products of our EWEADN. Thank you very much! To ensure that you can use this product with peace of mind and better To protect your rights, our company strictly implements the joint information product department of the General Administration of Quality Supervision, Inspection and Quarantine of the People's Republic of China And the "Repair, Replacement, and Return of Microcomputer Products" jointly issued by the State Administration for Industry and Commerce On the basis of the Goods Liability Regulations, we implement after-sales service and hereby make the following commitments:

### 1 Service validity period:

Effective from the date of purchase, the date recorded in this certificate shall prevail.

### 2 Service content:

From the date of purchase, any product malfunctions caused by poor electrical performance will be free of charge during the warranty period Perform repairs. (The specific maintenance matters shall be handled by the provincial representative or the former product headquarters in the region)

### 3 Not within the scope of services:

1. Those who have exceeded the effective service or free repair period.

2. Failure to use, maintain, or store according to the correct instructions, resulting in malfunction or damage.
3. Malfunctions or damages caused by unauthorized repair agencies for products that are not EWEADN.
4. Products without dealer registration information and seal on the three guarantee certificate.
5. Unauthorized alteration of the content of the three guarantees certificate. .
6. Consumers can remove the QC PASS sticker at the bottom of the product themselves.
7. Defective products caused by force majeure (such as earthquakes, fires, floods).
8. Product defects caused by human factors (such as operational errors, handling damage, bumps, input discrepancies) Suitable voltage, etc.
9. Other malfunctions or damages caused by non product design, technology, manufacturing, quality, and other issues.

Customer information	
User's Name:	Tel.NO:
E-mail:	
Model No:	Date of Purchase:

This certificate is an important basis for the after-sales service of the products of the EWEADN. Please keep it safe!

Note: Please fill in his each item clearly, do not make unauthorized changes, and keep t warranty service card properly, To safeguard your legitimate rights and interests. If you need service or have any questions, please consult your local dealer or Contact us.



Yuandao Industrial (Shenzhen) Co., Ltd., Room 1610, 16th Floor, Jinhao Building,  
No. 109, Fuyong Section, Guangshen Road, Bao'an District, Shenzhen

Jiangxi Jichi Technology Co., Ltd. Building 3, Godfrey Industrial  
Park, Lvobao Avenue, Qingyuan District, Ji'an City, Jiangxi Province

Contact number: 0755-23089616

Website: [www.eweadn.cn](http://www.eweadn.cn)

Product execution standard number: Mouse GB/T 26245-2010

Keyboard: GB/T 14081-2010 Attention: The product images are for reference only and may differ from the actual product. Please refer to the actual product. We apologize for any inconvenience caused!

FCC Caution:

This device complies with part 15 of the FCC Rules. Operation is subject to the following two conditions: (1) This device may not cause harmful interference, and (2) this device must accept any interference received, including interference that may cause undesired operation.

Any changes or modifications not expressly approved by the party responsible for compliance could void the user's authority to operate the equipment.

NOTE: This equipment has been tested and found to comply with the limits for a Class B digital device, pursuant to Part 15 of the FCC Rules. These limits are designed to provide reasonable protection against harmful interference in a residential installation. This equipment generates, uses and can radiate radio frequency energy and, if not installed and used in accordance with the instructions, may cause harmful interference to radio communications. However, there is no guarantee that interference will not occur in a particular installation. If this equipment does cause harmful interference to radio or television reception, which can be determined by turning the equipment off and on, the user is encouraged to try to correct the interference by one or more of the following measures:

- Reorient or relocate the receiving antenna.
- Increase the separation between the equipment and receiver.
- Connect the equipment into an outlet on a circuit different from that to which the receiver is connected.
- Consult the dealer or an experienced radio/TV technician for help.

The device has been evaluated to meet general RF exposure requirement. The device can be used in portable exposure condition without restriction.



<https://www.eweadn.cn/>

Authorized by: Yuandao Industrial (Shenzhen) Co., Ltd  
Room 1610, 16th Floor, Jinhao Building, No. 109, Fuyong Section, Guangshen Road,  
Bao'an District, Shenzhen

Manufacturer: Jiangxi Jichi Technology Co., Ltd  
Building 3, Godfrey Industrial Park, Lvba Avenue, Qingyuan District, Ji'an City, Jiangxi Province  
Contact phone number 0755-23089616

Website: [www.eweadn.cn](http://www.eweadn.cn)

Product execution standard number: keyboard GB/T 14041-2010

Attention: The product images are for reference only and may differ from the actual product.

Please refer to the actual product. We apologize for any inconvenience caused!

## Documents / Resources

	<b><a href="#">CIDOO V75 Multi Functional Monochrome Dual System Keyboard</a></b> [pdf] Installation Guide V75 Multi Functional Monochrome Dual System Keyboard, V75, Multi Functional Monochrome Dual System Keyboard, Functional Monochrome Dual System Keyboard, Monochrome Dual System Keyboard, Dual System Keyboard, Keyboard
--	--

## References

- [EWEADN/](http://www.eweadn.cn)
- [User Manual](#)

## **Manuals+. Privacy Policy**

This website is an independent publication and is neither affiliated with nor endorsed by any of the trademark owners. The "Bluetooth®" word mark and logos are registered trademarks owned by Bluetooth SIG, Inc. The "Wi-Fi®" word mark and logos are registered trademarks owned by the Wi-Fi Alliance. Any use of these marks on this website does not imply any affiliation with or endorsement.