

CHYUHSIN
**P4-21001 Bluetooth
Controller**



CHYUHSIN P4-21001 Bluetooth Controller User Manual

[Home](#) » [CHYUHSIN](#) » CHYUHSIN P4-21001 Bluetooth Controller User Manual 

Contents

- 1 CHYUHSIN P4-21001 Bluetooth Controller
- 2 PRODUCT BRIEF
- 3 PRODUCT FEATURES
- 4 Product diagrams
- 5 Disassembly method of fabric support
- 6 Instructions for use
- 7 Specification parameters
- 8 Product maintenance and precautions
- 9 FCC Statement
- 10 Product Usage Instructions
- 11 FAQs
- 12 Documents / Resources
 - 12.1 References

CHYUHSIN

CHYUHSIN P4-21001 Bluetooth Controller



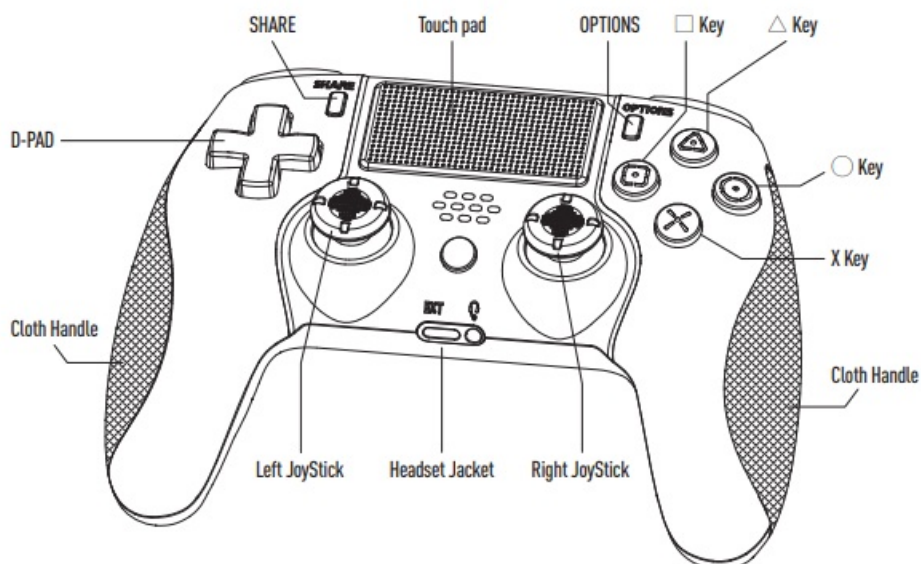
PRODUCT BRIEF

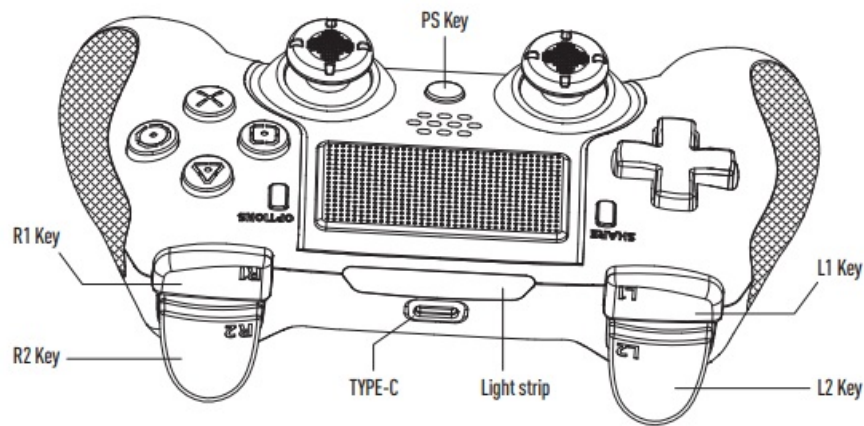
This product is a Bluetooth controller suitable for PS4 console games, It has innovative designs and reliable quality. the controller matching code with PS console by Type-C cable. After the code matching, it can be operated wirelessly. It supports various versions of PS4 console, designed with dual motor vibration function, 6-axis induction, and ultra-clear audio output function.

PRODUCT FEATURES

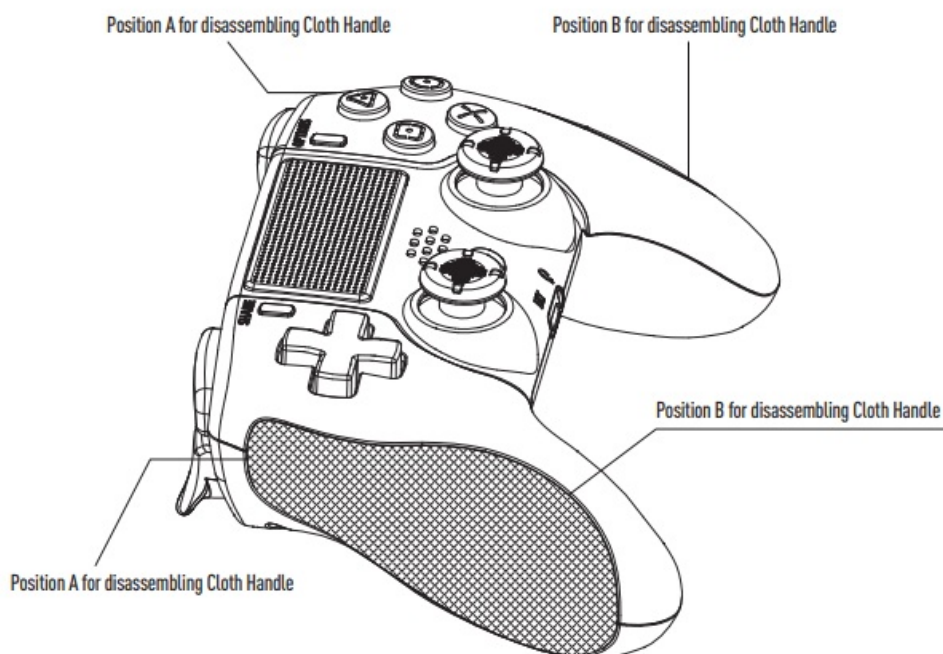
The left and right grips of the controller surpass traditional plastic or rubber material technology, it uses fabric materials and crafts that are more compatible with the skin, which has anti-aging, sweat-proof, winter-proof, detachable and washable advantages, and has obtained national utility model patent and the appearance patent.

Product diagrams





Disassembly method of fabric support



When the fabric surface is dirty, the fabric support can be disassembled and cleaned with water, it can be easily disassembled from position A or position B indicated in the above figure. After the fabric surface is cleaned and dried, buckle on the fabric support and the main body.

Instructions for use

1. Turn on the console power, start up the console, and access the normal standby interface.
2. Connect the controller to the console by the type-C cable in the package, and press the HOME key on the controller for code matching and connection.
3. When the light strip on the front of the controller lights up, press the function key on the controller, the game console can be controlled, this indicates that the controller is successfully connected.
4. In normal game operation, the controller will vibrate according to the rules of the game. The controller uses a dual motor, and the vibration on the left hand is stronger than that on the right hand.

Specification parameters

1. Charging input voltage: DC5V;
2. Working voltage: DC3.4V~DC4.2V ($\pm 0.1V$);
3. Minimum working current (without vibration): ≤ 70 mA (DC 3.7V);
4. Maximum working current (dual motor vibration): ≤ 400 mA (DC 3.7V);
5. Quiescent current: ≤ 40 uA.

Product maintenance and precautions

1. Please read these instructions carefully before use!
2. If the product is dusty or dirty, please wipe up with wet cloths, do not wipe with chemical solvents!
3. Do not store this product in places with heavy moisture, high temperature or direct sunlight.
4. Dust and heavy pressure shall be avoided when using or storing the product, so as not to affect its service life.
5. If the product is immersed in water, crashed or broken due to improper use, or if there is any electrical performance problem, please stop using it.
6. Do not use a microwave oven or other external heating equipment to dry the product.
7. If there is any damage, please send it to the maintenance service for handling, but do not disassemble it by yourself.
8. Children users shall use this product reasonably under the guidance of their parents, don't be obsessed with games.
9. The company reserves the right to change the design or specification without prior notice.

Shenzhen Chengyuxin Intelligent Technology Co., Ltd.

FCC Statement

Note: This equipment has been tested and found to comply with the limits for a Class B digital device, pursuant to part 15 of the FCC Rules. These limits are designed to provide reasonable protection against harmful interference in a residential installation. This equipment generates, uses, and can radiate radio frequency energy and, if not installed and used in accordance with the instructions, may cause harmful interference to radio communications. However, there is no guarantee that interference will not occur in a particular installation. If this equipment does cause harmful interference to radio or television reception, which can be determined by turning the equipment off and on, the user is encouraged to try to correct the interference by one or more of the following measures:

- Reorient or relocate the receiving antenna.
- Increase the separation between the equipment and the receiver.
- Connect the equipment into an outlet on a circuit different from that to which the receiver is connected.
- Consult the dealer or an experienced radio/TV technician for help.

This device complies with part 15 of the FCC Rules. Operation is subject to the following two conditions: (1) This device may not cause harmful interference, and (2) this device must accept any interference received, including interference that may cause undesired operation. Any changes or modifications not expressly approved by the party responsible for compliance could void the user's authority to operate the equipment. The device has evaluated to meet general RF exposure requirement. The device can be used in portable exposure without restriction.

Product Usage Instructions

Code Matching with PS4 Console

Connect the controller to the PS4 console using the Type-C cable to perform the initial code matching.

Wireless Operation

After successful code matching, the controller can be operated wirelessly with the PS4 console.

Cleaning and Maintenance

To clean the fabric surface of the controller:

1. Disassemble the fabric support from either Position A or Position B as indicated in the diagram.
2. Clean the fabric surface with water, and dry it thoroughly.
3. Reattach the fabric support to the main body.

FAQS


Q: How do I charge the controller?

A: The controller can be charged using a standard USB cable connected to a power source or the PS4 console.

Q: Can this controller be used with other devices?

A: The PS4 Bluetooth controller is specifically designed for use with PS4 consoles and may not be compatible with other devices.

Documents / Resources

	CHYUHSIN P4-21001 Bluetooth Controller [pdf] User Manual P4-21001, P4-21001 Bluetooth Controller, Bluetooth Controller, Controller
---	--

References

- [User Manual](#)

[Manuals+](#), [Privacy Policy](#)

This website is an independent publication and is neither affiliated with nor endorsed by any of the trademark owners. The "Bluetooth®" word mark and logos are registered trademarks owned by Bluetooth SIG, Inc. The "Wi-Fi®" word mark and logos are registered trademarks owned by the Wi-Fi Alliance. Any use of these marks on this website does not imply any affiliation with or endorsement.