



CHUANGO RT-101 Plug-In Wireless Signal Repeater User Manual

[Home](#) » [CHUANGO](#) » **CHUANGO RT-101 Plug-In Wireless Signal Repeater User Manual** 

Contents

- [1 CHUANGO RT-101 Plug-In Wireless Signal Repeater](#)
- [2 Introduction](#)
- [3 Product Overview](#)
- [4 LED Indication](#)
- [5 Adding and Deleting Accessories](#)
- [6 Specifications](#)
- [7 Documents / Resources](#)
- [8 Related Posts](#)

CHUANGO®

CHUANGO RT-101 Plug-In Wireless Signal Repeater

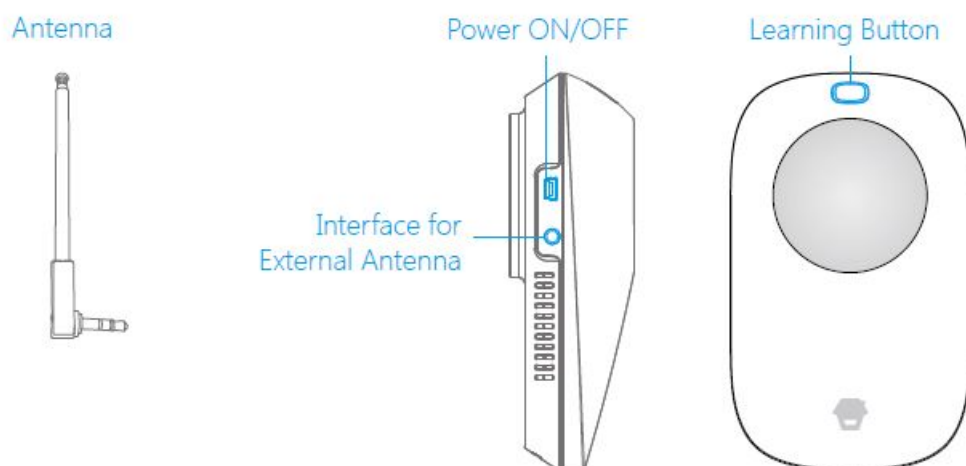


Introduction

The repeater is a wireless signal relay transmission device.

With MCU technology, it can decode the signal in the air and strengthen the transmitting power to extend the transmission distance range. Failure to receive signal to panel from wireless accessories is frequently happened due to the long distance range when the remote controlling or wireless alarm systems are applied to large scale of commercial tall buildings, villa, and industrial areas. This wireless signal repeater could solve this problem and further distance range signal transmitting could be achieved.

Product Overview



Note: Please pull out the antenna for optimal performance.

LED Indication

Green LED on: working status

Blue LED flashes once: signal transmitting

Green and blue LEDs flash alternatively: in connect status

Adding and Deleting Accessories

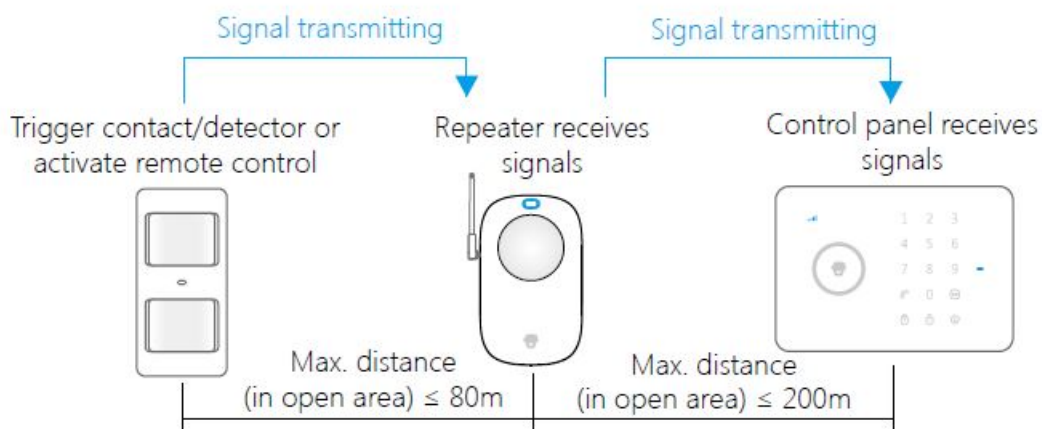
Before adding and deleting accessories, make sure the repeater has been activated to 'connect status'. To activate connect status, you need to turn 'power' button to 'ON'; if it is already in 'ON' mode, reboot the repeater from 'OFF' to 'ON'. Indicator light will then alternately flash between green and blue. Choose following options to add or delete accessories:

Extend Transmission Distance between Accessories and Control Panel

First, press the 'Learning Button' upon the repeater, you will hear a short beep. After that, you can trigger any accessory you wish to pair to the repeater, for example, separates two components of door/window contact; if the repeater is successfully paired, a two-second length "beep" will sound with blue light on, and light will alternately shining between blue and green. You may add more accessories by repeating the steps above.

Note: If the repeater does not receive any signal within one minute, the pairing process will be canceled, it would sound beep twice meanwhile. If the repeater exits the connect status, switch off and then switch on the repeater to re-enter the connect status. Then repeat the above operation to add more accessories.

Workflow:

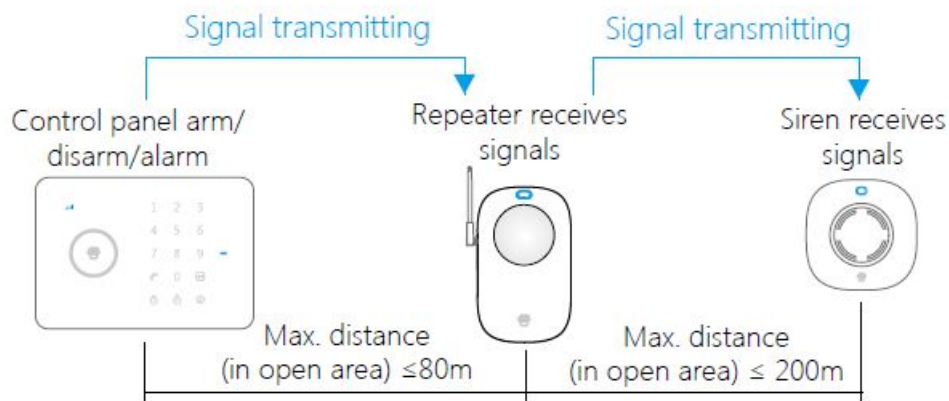


Extend Transmission Distance between Control Panel and Siren

First, press the 'Learning Button' upon the repeater, you will hear a short beep. After that, 'Arm' the control panel on the App if it is successfully paired, a two-second length 'beep' will sound with blue light on, and light will alternately shining between blue and green. Transmission distance between control panel and siren is therefore extended.

If the repeater does not receive any signal within 1 minute, the pairing process will be canceled, it would sound beep twice meanwhile.

Workflow:



Deleting Accessories

To remove all paired accessories, you only need to press and hold 'Learning Button' upon the repeater for five seconds; indicator light would turn blue, wait two seconds until the light turns green with three times beeps, then you would successfully remove all accessories.

Specifications

- Power Supply: AC 110V-240V, 50/60Hz
- Wireless Transmitting Range: < 200m
- Wireless Receiving Range: < 80m
- Radio Frequency: 433 MHz ($\pm 75\text{KHz}$)
- Static Current: < 15.5mA
- Transmitting Current: < 1.1A
- Maximum Accessories Supportable: 40 PCS
- Back-up Battery: 3.7V 600mAh Lithium Battery, 2.22Wh Housing Material: ABS plastic
- ERP(dBm) Max.: -14.81
- Operating Condition:
- Temperature: $0^{\circ}\text{C} \sim +55^{\circ}\text{C}$
- Relative Humidity: < 80% (non-condensing) Dimension (L x W x H): 140 x 86 x 87mm

Documents / Resources

	CHUANGO RT-101 Plug-In Wireless Signal Repeater [pdf] User Manual RT-101, Plug-In Wireless Signal Repeater
---	---