




Choetech HUB-U02 USB-C HUB with Ethernet and USB 3.0 x 3 User Manual

[Home](#) » [CHOETECH](#) » Choetech HUB-U02 USB-C HUB with Ethernet and USB 3.0 x 3 User Manual 

CHOETECH

POWER TO THE BEST

HUB-U02 USB-C HUB with Ethernet and USB 3.0 x 3
User Manual



USB-C HUB with Ethernet & USB 3.0 x 3
Model: HUB-U02

Contents

- [1 HUB-U02 USB-C HUB with Ethernet and USB 3.0 x 3](#)
- [2 Package contents](#)
- [3 Specifications](#)
- [4 Important safety instructions](#)
- [5 Warranty Conditions](#)
- [6 Documents / Resources](#)
- [7 Related Posts](#)

HUB-U02 USB-C HUB with Ethernet and USB 3.0 x 3

FCC Compliance statement

This device complies with Part 15 of the FCC Rules. Operation is subject to the following two conditions:

- 1) This device may not cause harmful interference.
- 2) This device must accept any interference received, including interference that may cause undesired operation.

WARNING: Changes or modifications not expressly approved by the party responsible for compliance could void the user's authority to operate the equipment.

NOTE: This equipment has been tested and found to comply with the limits for a Class B digital device, pursuant to Part 15 of the FCC Rules. These limits are designed to provide reasonable protection against harmful interference in a residential installation.

This equipment generates, uses, and can radiate radio frequency energy and if it's not installed and used in accordance with the instructions, may cause harmful interference to radio communications. However, there is no guarantee that interference will not occur in a particular installation.

If this equipment does cause harmful interference to radio or television reception, which can be determined by turning the equipment off and on the user is encouraged to try to correct the interference by one or more of the following measures:

1. Reorient or relocate the receiving antenna.
2. Increase the separation between the equipment and receiver.
3. Connect the equipment into and outlet on a circuit different from that to which the receiver is connected.
4. Consult the dealer or an experienced radio / TV technician for help.

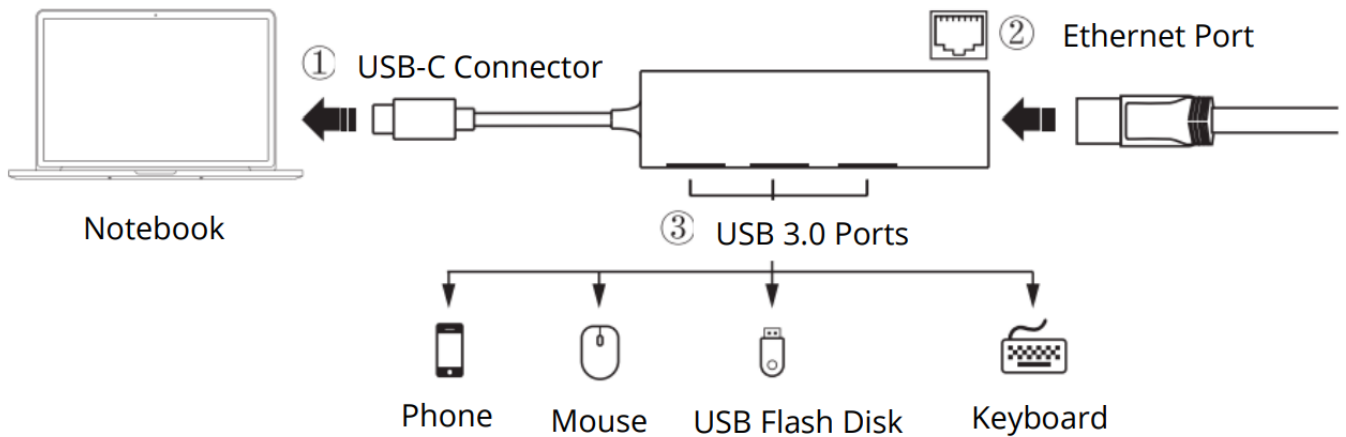
Package contents

- 1 x USB-C HUB with Ethernet & USB 3.0 x 3
- 1 x User Manual
- 1 x After-sale Card

Specifications

Interface	1 x USB-C, 1 x Ethernet, 3 x USB 3.0
USB 3.0 Transfer Speed	5 Gbps (Max)
Network Speed	1 Gbps (Max)

Connection guides



1. Connect the USB-C Connector to your USB-C device.
2. Connect the Ethernet Cable (not included) to Gigabit Ethernet Port.
3. Connect the Phone / USB Flash Disk / Mouse / Keyboard to the USB 3.0 Ports.

Usage tips

This HUB is designed for computers only, not for USB-C tablets and smartphones.
 To transfer data at super-fast speed, your computer, peripherals, cables, and software must all support USB 3.0.
 USB 3.0 ports are not recommended for charging due to lower output.
 For a stable connection, don't use this HUB with high power-consumption devices, such as external hard drives.

Important safety instructions

WARNING – When using this product, basic precautions should always be followed, including the following:

- a) Please read all the instructions before using the product.
- b) To reduce the risk of injury, close supervision is necessary when the product is used near children.
- c) Please do not insert the fingers or hands into the product.
- d) Please do not expose the power bank to water (ex. rain) or cold temperature (snow).
- e) Using a wall charger not recommended or sold by a power bank manufacturer may pose a risk of fire or injury.
- f) Please do not use the power bank in excess of its output rating. Overload outputs above rating may result in a risk of injury to persons.
- g) Please do not use the power bank if it is damaged or altered. Damaged or altered batteries may exhibit unpredictable behavior resulting in fire, explosion, or risk of injury.
- h) Please don't disassemble the power bank. Please seek only authorized service providers when going to service or repair it required. Incorrect reassembly may result in a risk or injury to persons.
- i) Please do not expose a power bank to fire or excessive temperature. Exposure to fire or temperature above 100°C (212°F) may cause an explosion.
- j) To ensure product safety, please have the product serviced by a qualified repair person using the original manufacturer's replacement parts.
- k) Please be sure to switch off the power bank when it is not in use.

Warranty Conditions

A new product purchased in the Alza.cz sales network is guaranteed for 2 years. If you need repair or other services during the warranty period, contact the product seller directly, you must provide the original proof of purchase with the date of purchase.

The following are considered to be a conflict with the warranty conditions, for which the claimed claim may not be recognized:

- Using the product for any purpose other than that for which the product is intended or failing to follow the instructions for maintenance, operation and service of the product.
- Damage to the product by a natural disaster, the intervention of an unauthorized person or mechanically through the fault of the buyer (e.g. during transport, cleaning by inappropriate means, etc.).
- Natural wear and aging of consumables or components during use (such as batteries, etc.).
- Exposure to adverse external influences, such as sunlight and other radiation or electromagnetic fields, fluid intrusion, object intrusion, mains overvoltage, electrostatic discharge voltage (including lightning), faulty supply or input voltage and inappropriate polarity of this voltage, chemical processes such as used power supplies, etc.
- If anyone has made modifications, modifications, alterations to the design or adaptation to change or extend the functions of the product compared to the purchased design or use of non-original components.

EU Declaration of Conformity



This product complies with the essential requirements of Directives 2014/30/EU, 2011/65/EU including amendments 2015/863/EU.

WEEE



■ This product must not be disposed of as normal household waste in accordance with the EU Directive on Waste Electrical and Electronic Equipment (WEEE – 2012/19 / EU). Instead, it shall be returned to the place of purchase or handed over to a public collection point for the recyclable waste. By ensuring this product is disposed of correctly, you will help prevent potential negative consequences for the environment and human health, which could otherwise be caused by inappropriate waste handling of this product. Contact your local authority or the nearest collection point for further details. Improper disposal of this type of waste may result in fines in accordance with national regulations.

The product user guide contains product features, how to use, and the operating procedure. Read the user manual carefully to get the best experience and avoid unnecessary damage. Keep this manual for future reference. If you have any questions or comments about the device, please contact the customer line.

CHOETECH
POWER TO THE BEST


✉ www.alza.co.uk/kontakt

☎ +44 (0)203 514 4411

Importer

Alza.cz a.s., Jankovcova 1522/53,
Holešovice, 170 00 Praha 7, www.alza.cz

Documents / Resources

<div data-bbox="177 107 239 129">CHOETECH <small>TECHNOLOGY</small></div> <div data-bbox="148 145 268 168"></div> <div data-bbox="148 181 268 246">USB-C HUB with Ethernet & USB 3.0 x 3 Model: HUB-U02 <small>Star Street - Chesham - Bucks - UK 01494 610000 - 01494 610001 www.choetech.com</small></div>	<div data-bbox="316 156 1473 262">Choetech HUB-U02 USB-C HUB with Ethernet and USB 3.0 x 3 [pdf] User Manual HUB-U02 USB-C HUB with Ethernet and USB 3.0 x 3, HUB-U02, USB-C HUB with Ethernet and USB 3.0 x 3, Ethernet and USB 3.0 x 3, USB 3.0 x 3, 3.0 x 3</div>
---	---