

CHIPHY F1005 LED Smart Floor Lamp



CHIPHY F1005 LED Smart Floor Lamp Instruction Manual

[Home](#) » [CHIPHY](#) » CHIPHY F1005 LED Smart Floor Lamp Instruction Manual 

Contents

- 1 [CHIPHY F1005 LED Smart Floor Lamp](#)
- 2 [Product Usage Instructions](#)
- 3 [LED Smart floor lamp](#)
- 4 [Smart Plug](#)
- 5 [How to operate](#)
- 6 [Parts identification guide](#)
- 7 [Installation options](#)
- 8 [Installation Instructions](#)
- 9 [Documents / Resources](#)
 - 9.1 [References](#)

CH|PHY

CHIPHY F1005 LED Smart Floor Lamp



Specifications:

- Product: Apollo LED Smart Floor Lamp
- Model: F1005 RF05-001
- Material: Aluminum / Steel / PC
- Dimensions: 9.5 inches Diameter x 76 inches Height
- Color Temperature: 4000K
- Luminous Flux: 3000lm
- Color Rendering Index (CRI): Ra95
- Lifespan: 50,000 hours

Product Usage Instructions

APP Remote Control:

You can control the smart plug switch from anywhere and at any time using the dedicated smartphone app as long as your phone has an active network connection.

Voice Control:

Utilize Alexa or Google Home to give voice commands for turning the switch on/off, especially useful when your hands are occupied.

Timing/Countdown/Schedule:

You can set timing, countdown, and scheduling for turning the lamp on or off based on your preferences. Refer to the user manual for detailed instructions.

Touch Panel:

- Single press to increase brightness in 10 levels
- Long press and hold to maximize brightness.
- Single press to decrease brightness in 10 levels.

- Long press and hold to minimize brightness to 1%.
- Single press to turn on/off the lamp.

Switch Indicator:

- Press the UP or DOWN indicator to toggle the light on/off when the light is off.

Other Functions:

- Long press to enter night light mode when the light is off.
- Double click to enter a 1-minute countdown when the light is on.
- Long press to enter a 45-minute countdown when the light is on.

FAQ:

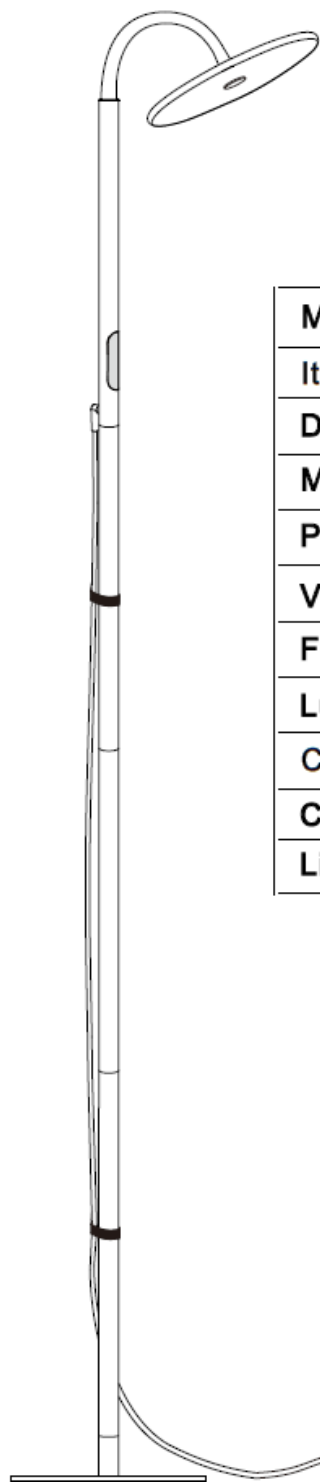
- Q: How do I reset the smart plug?

A: To reset the smart plug, press and hold the reset button for 10 seconds until the indicator light blinks rapidly.

- Q: Can I control multiple smart plugs with one smartphone?

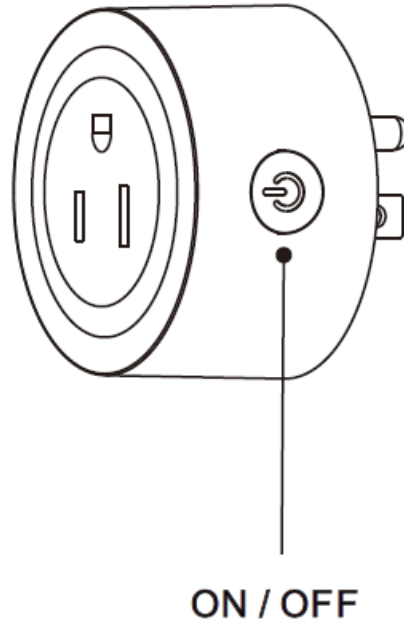
A: Yes, you can control multiple smart plugs individually or as a group using the app on your smartphone.

LED Smart floor lamp



Model	F1005
Item No.	RF05-001
Dimensions	D9.5*H76 inch
Material	Aluminum / Steel / PC
Power	40W
Volt	100-240V
Frequency	50/60Hz
Luminous flux	3000lm
CCT	4000K
CRI	Ra≥95
Lifespan	50000h

Smart Plug



- APP Remote Control

You can control the switch at anywhere and time,as long as your smartphone has network.

- Voice Control

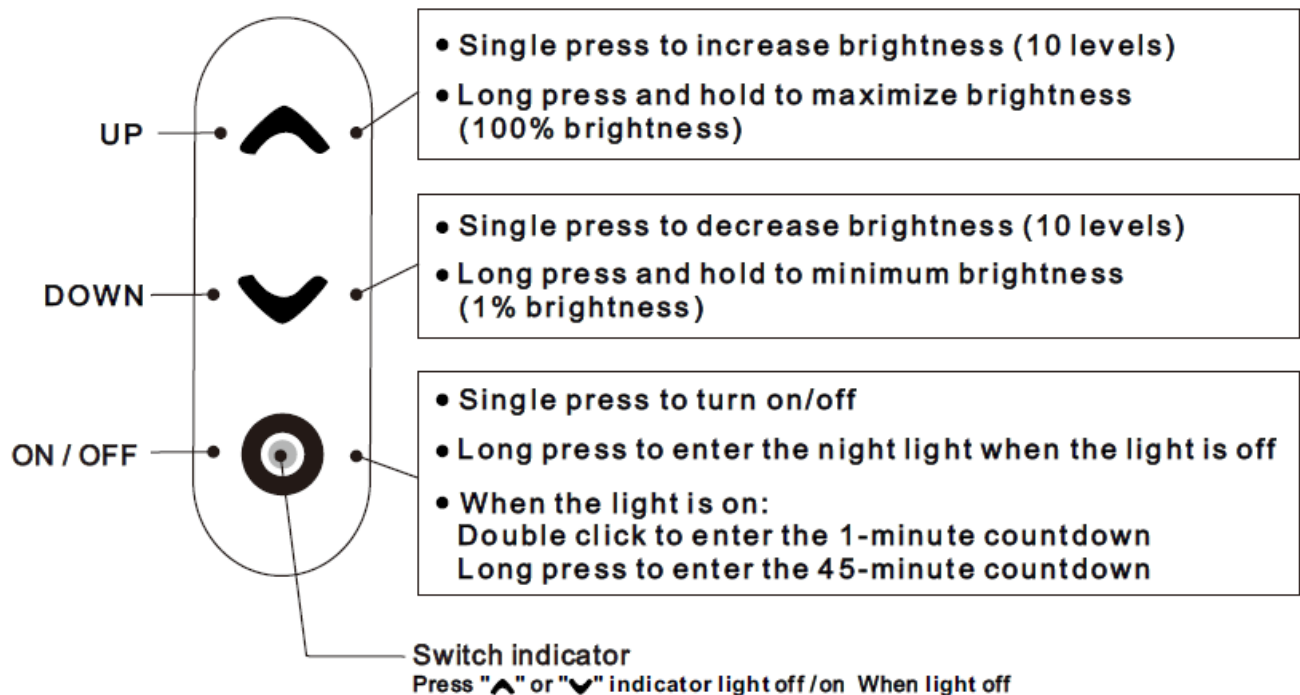
Simply give a voice command to Alexa or Google Home to turn on/off switch when your hands are full.

- Timing/Countdown/Schedule

- For details, see "WIFI SMART SOCKCT user manual"

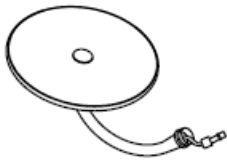
How to operate

Touch Panel

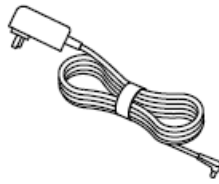


Parts identification guide

A*1



B*1



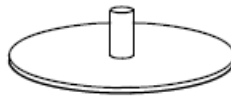
C*1



D*3



E*1

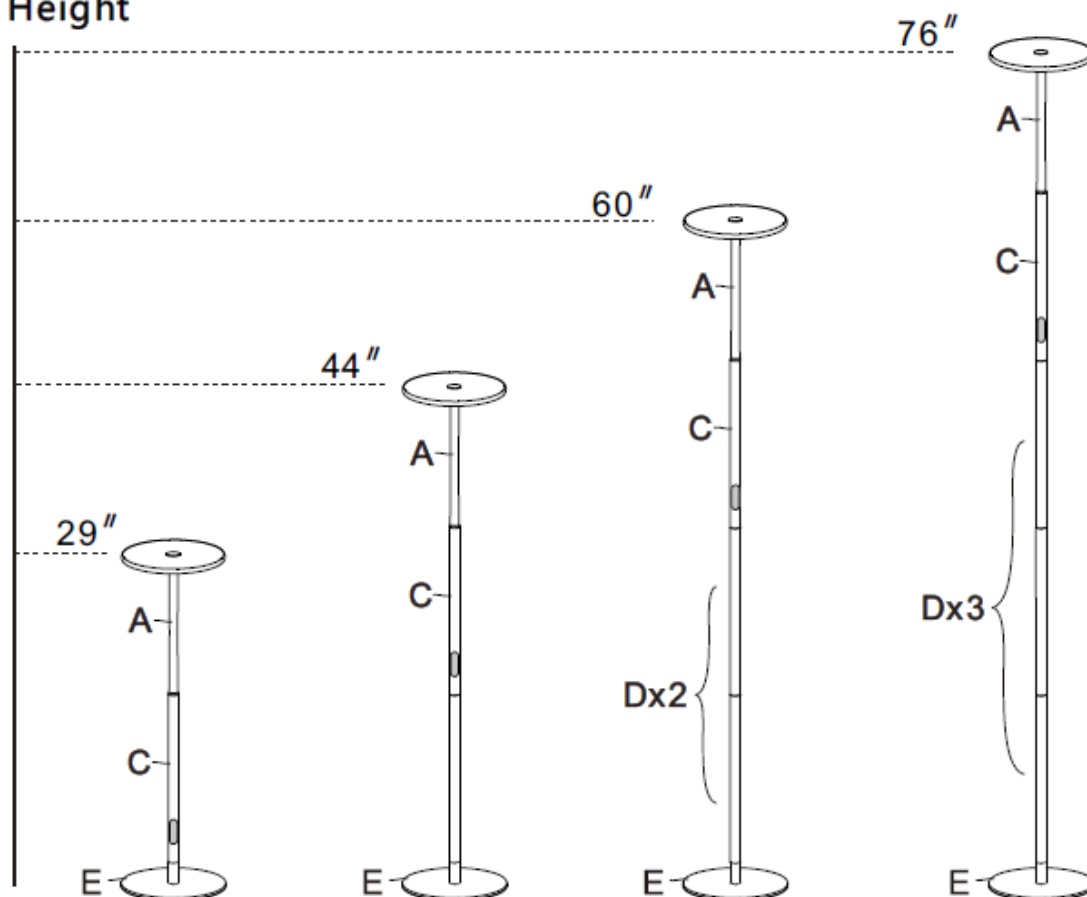


F*1

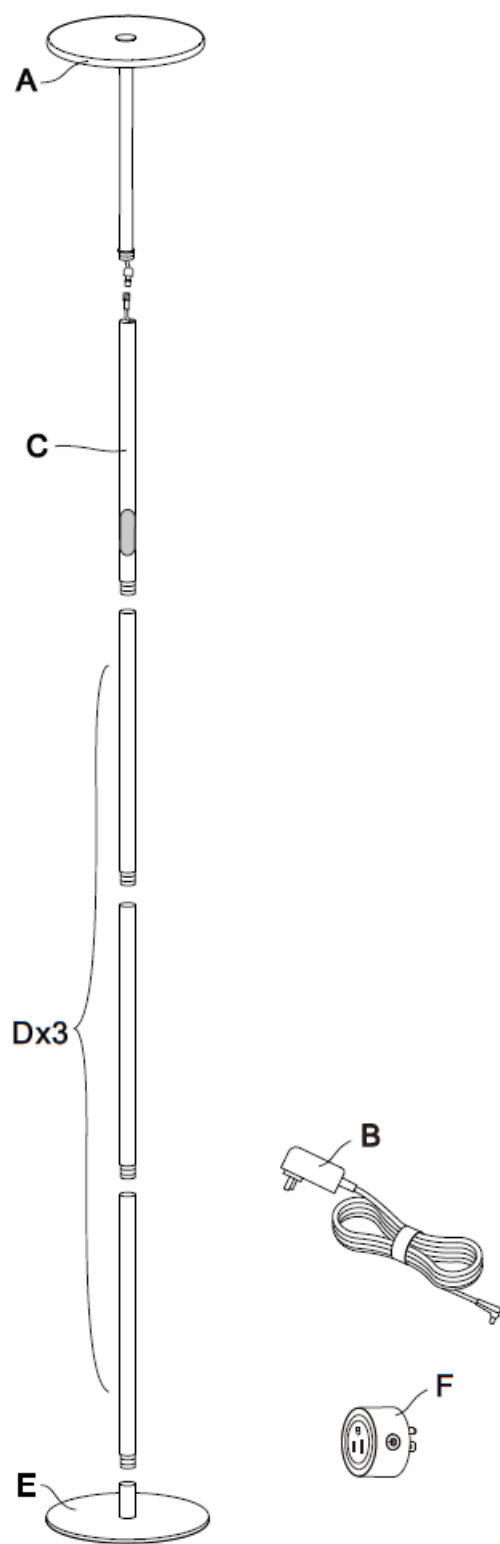


Installation options

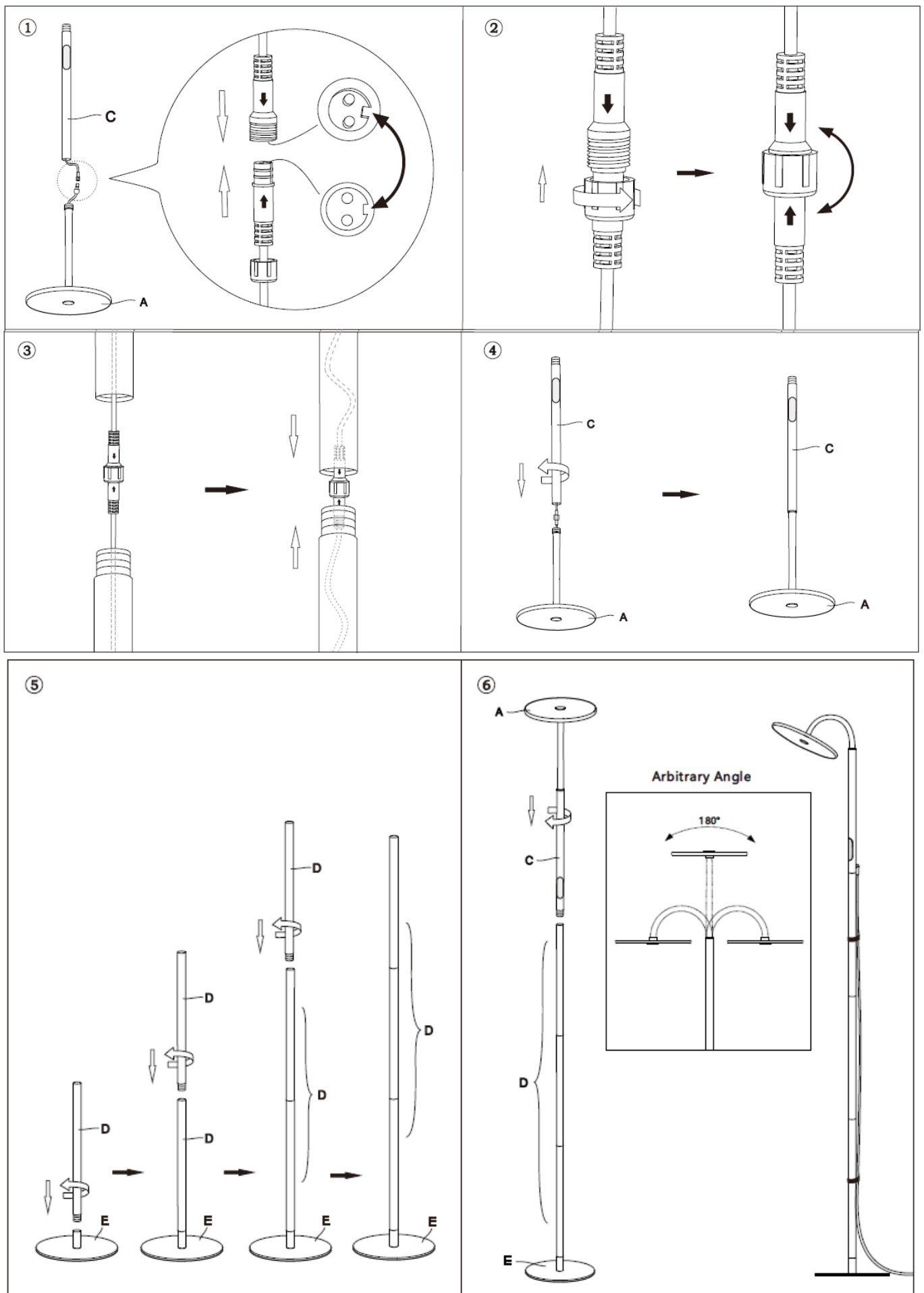
Height




Exploded view



Installation Instructions



Documents / Resources

	CHIPHY F1005 LED Smart Floor Lamp [pdf] Instruction Manual F1005, F1005 LED Smart Floor Lamp, LED Smart Floor Lamp, Smart Floor Lamp, Floor Lamp, Lamp
---	---

References

- [User Manual](#)

[Manuals+](#), [Privacy Policy](#)

This website is an independent publication and is neither affiliated with nor endorsed by any of the trademark owners. The "Bluetooth®" word mark and logos are registered trademarks owned by Bluetooth SIG, Inc. The "Wi-Fi®" word mark and logos are registered trademarks owned by the Wi-Fi Alliance. Any use of these marks on this website does not imply any affiliation with or endorsement.