

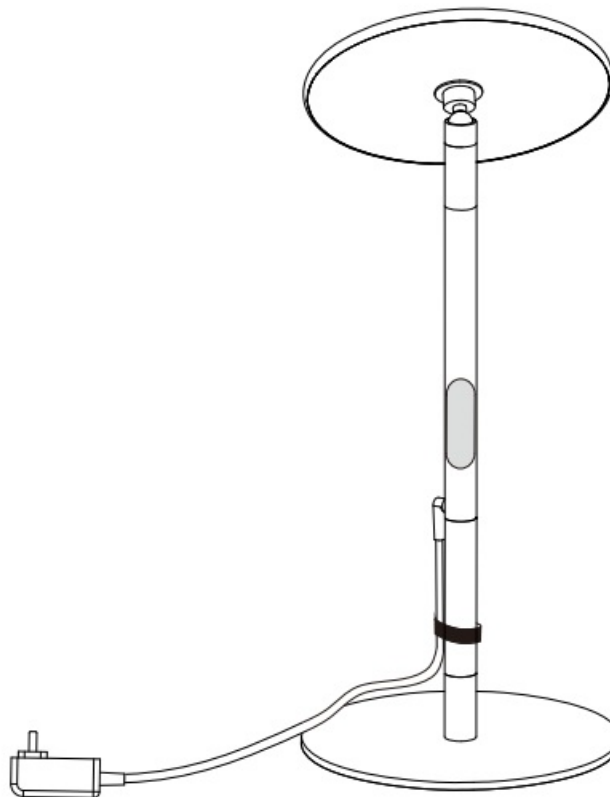


## CHIPHY D1002 Remote Timer LED Desk Lamp Installation Guide

[Home](#) » [CHIPHY](#) » CHIPHY D1002 Remote Timer LED Desk Lamp Installation Guide 

# CHIPHY Athena

Remote Timer  
LED desk lamp



## Contents

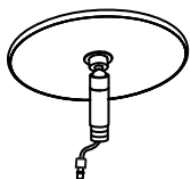
- [1 D1002 Remote Timer LED Desk Lamp](#)
- [2 Parts identification guide](#)
- [3 Installation options](#)
- [4 KEY FUNCTION DESCRIPTION](#)
- [5 REMOTE CONTROL](#)
- [6 Documents / Resources](#)
  - [6.1 References](#)

## D1002 Remote Timer LED Desk Lamp

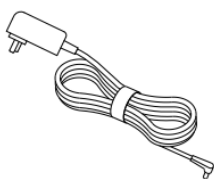
Model	D1002
Item No.	RD02-002
Dimensions	D9.2*H16-30.76 inch
Material	Aluminum /Steel /PC
Power	40W
Volt	100-240V
Frequency	50/60Hz
Luminous flux	3000lm
CCT	2300K-6500K
CRI	Ra≥95
Lifespan	50000h

## Parts identification guide

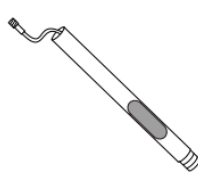
**A\*1**



**B\*1**



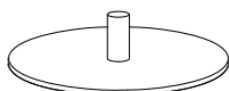
**C\*1**



**D\*1**



**E\*1**



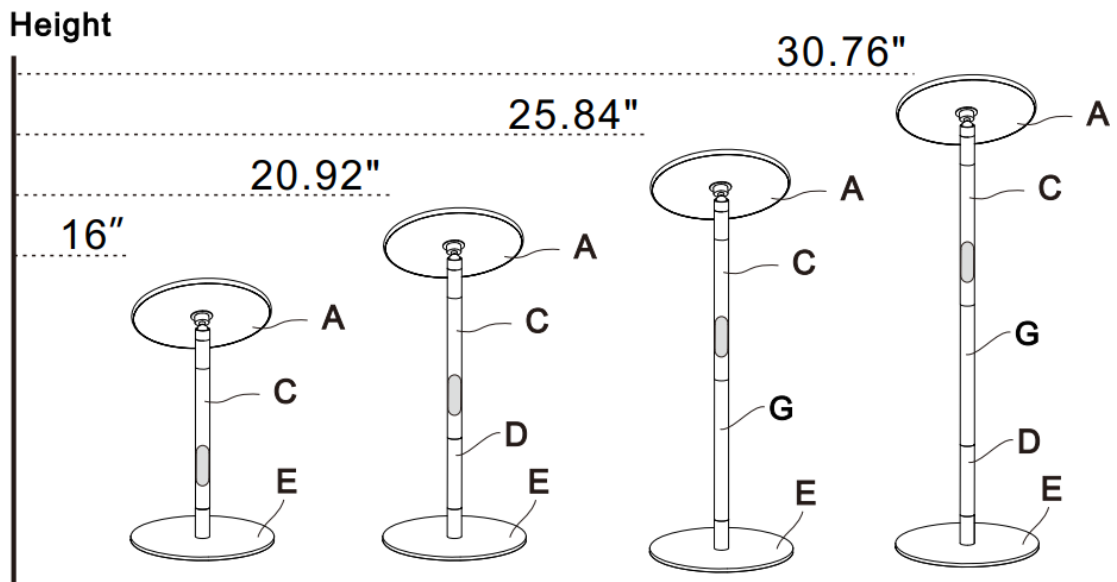
**F\*1**



**G\*1**

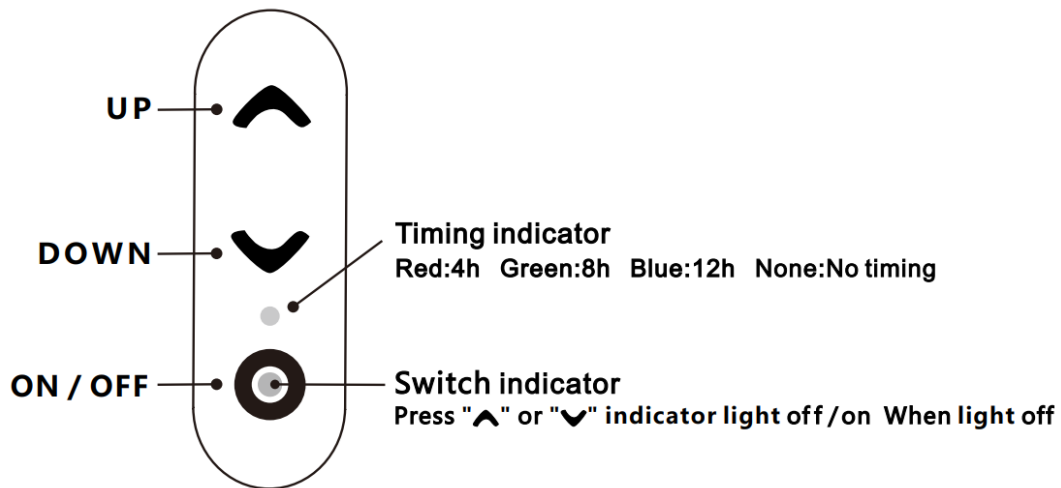


## Installation options



## KEY FUNCTION DESCRIPTION

### Touch Panel Memory function

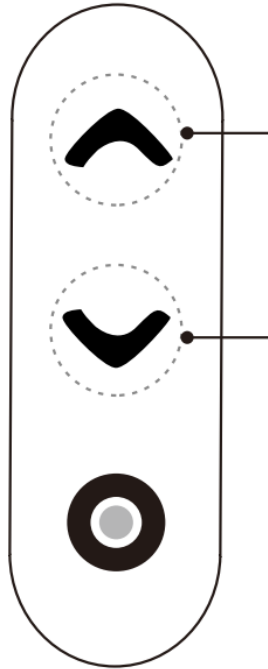


### Key Function Introduction

	<ul style="list-style-type: none"> <li>● Short-press for brightness up 10 levels</li> <li>● Long-press for brightnessmaximize</li> <li>● Double click for the color temperature up 10 levels</li> </ul>
	<ul style="list-style-type: none"> <li>● Short-press for brightness down 10 levels</li> <li>● Long-press for brightnessminimum</li> <li>● Double click for the color temperature down 10 levels</li> </ul>
	<ul style="list-style-type: none"> <li>● Short-press to turn on/off</li> <li>● Long-press when light offto enter the night light</li> <li>● Long-press to turn off in 45 minutes when light on</li> <li>● Double-press turn off in 1 minute when light on to</li> </ul>

## Timing

- Short-press " ^ " " v " with both fingers, select the timing mode (Red-Green-Blue-None, Red 4h/Green 8h/Blue 12h/None No timing state)
- After the time setting is completed, the corresponding timing indicator is on. It indicates that the lamp is in the corresponding timing state
- If you don't cancel the timing setting, it will always work, every day



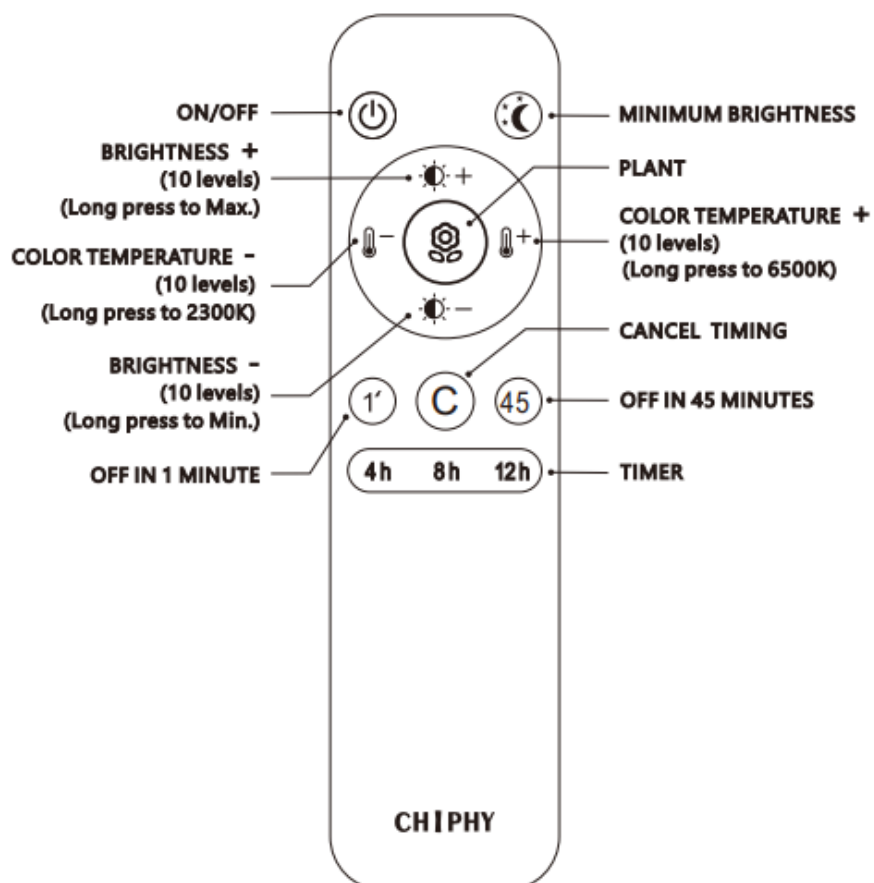
### Cancel Timing

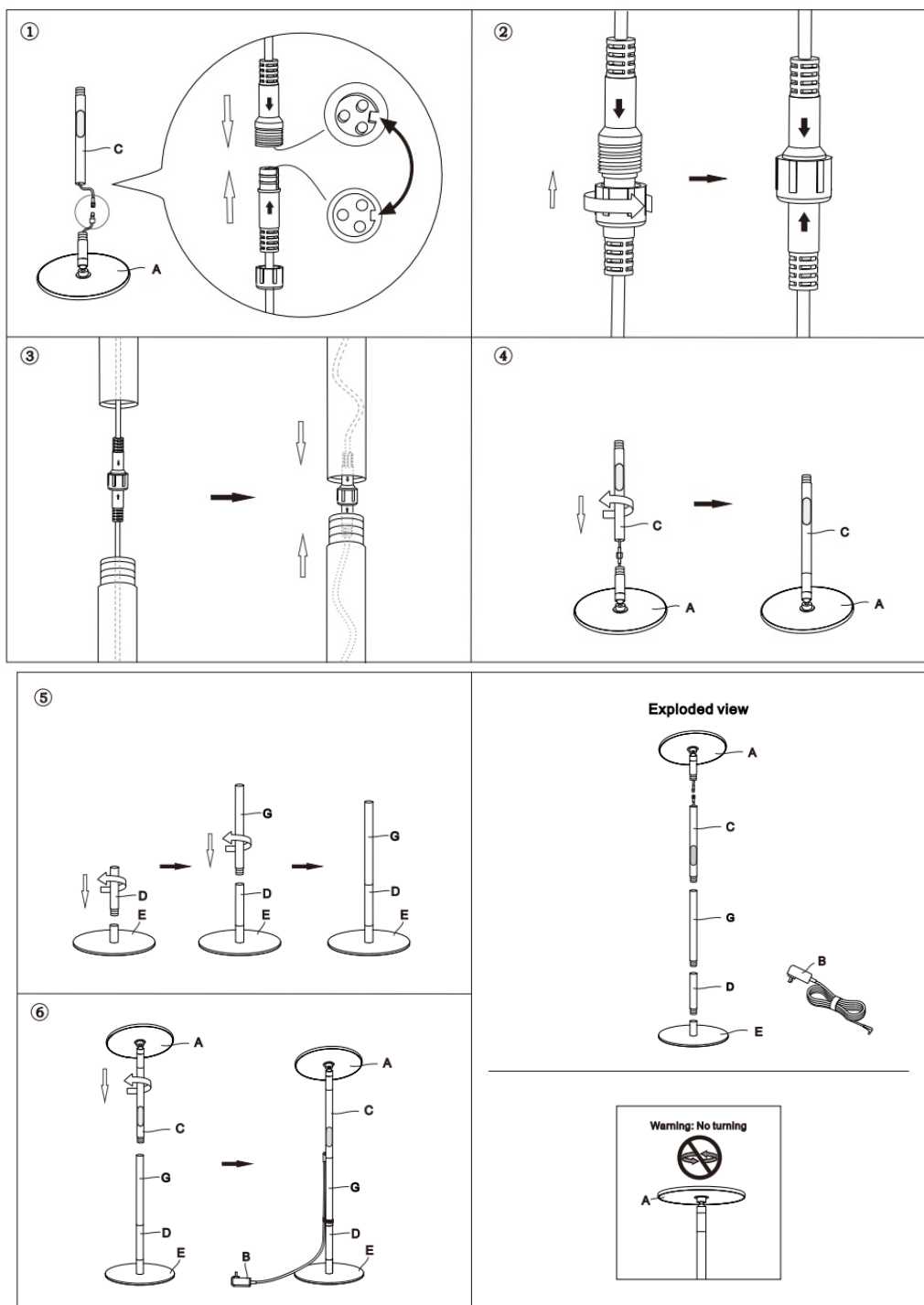
- Press " ^ " " v " with both fingers at the same time to switch the color of timing indicator to none; the timing setting is cancelled
- Or cancel the timing function through the remote control
- Or cut off the power supply of the lamp and cancel the timing setting

### REMOTE CONTROL




Please face the control panel directly





# CHIPHY Athena

## Documents / Resources



[CHIPHY D1002 Remote Timer LED Desk Lamp](#) [pdf] Installation Guide  
D1002, RD02-002, D1002 Remote Timer LED Desk Lamp, Remote Timer LED Desk Lamp, Timer LED Desk Lamp, LED Desk Lamp, Desk Lamp, Lamp

## References

- [User Manual](#)

[Manuals+](#), [Privacy Policy](#)

This website is an independent publication and is neither affiliated with nor endorsed by any of the trademark owners. The "Bluetooth®" word mark and logos are registered trademarks owned by Bluetooth SIG, Inc. The "Wi-Fi®" word mark and logos are registered trademarks owned by the Wi-Fi Alliance. Any use of these marks on this website does not imply any affiliation with or endorsement.