



CHESONA B08CZ3MGF2 5-in-1 USB-C HUB Multi-functional Keyboard Case User Manual

[Home](#) » [CHESONA](#) » CHESONA B08CZ3MGF2 5-in-1 USB-C HUB Multi-functional Keyboard Case User Manual



Contents

- 1 CHESONA B08CZ3MGF2 5-in-1 USB-C HUB Multi-functional Keyboard Case User Manual
- 2 Packing Included
- 3 Compatible for:
- 4 Keyboard Description
- 5 Shortcut Key Description
- 6 How to change the backlight color:
- 7 Pairing Steps
 - 7.1 Step 1.
 - 7.2 Step 2.
 - 7.3 Step 3.
 - 7.4 Step 4.
- 8 Note:
- 9 Remark:
- 10 Case Overview
- 11 Keyboard Overview
- 12 Specifications
- 13 Installation and Removal
- 14 Support
- 15 Frequently Answer Question
 - 15.1 Q. Why the blue sign disappears in just a few seconds?
 - 15.2 Q. How to set up if I want to use the Wireless mouse?
 - 15.3 Q. The keyboard lighting coming on randomly when the lid is closed.
 - 15.4 Q How do I set up if I want to enter Spanish
- 16 Operation Instruction
- 17 Read More About This Manual & Download PDF:
- 18 Documents / Resources
- 19 Related Posts

CHESONA B08CZ3MGF2 5-in-1 USB-C HUB Multi-functional Keyboard Case User Manual



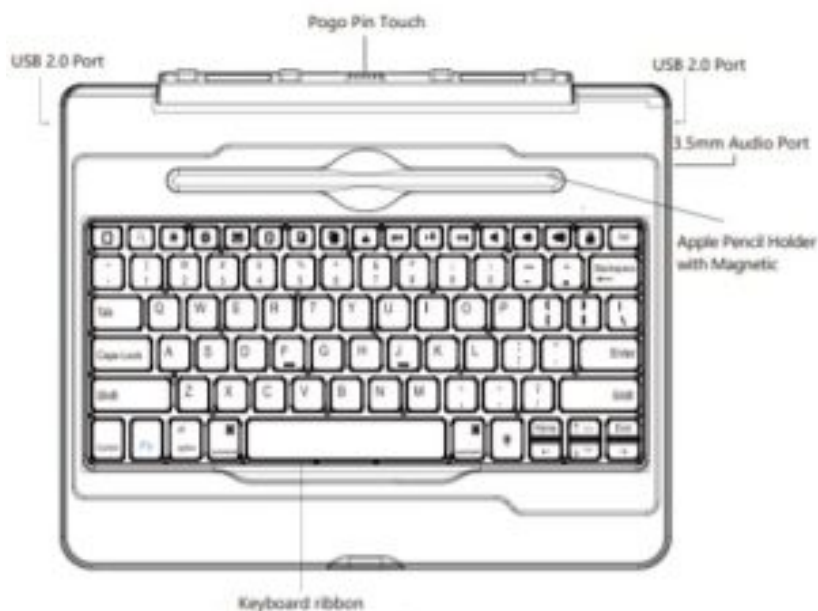
Packing Included

- 1 x Detachable keyboard
- 1 x Protective cover for iPad Pro 12.8 2020/2018
- 1 x User manual


Compatible for:

iPad Pro 12.9 inch 4th Generation 2020 New Release
(Model Number: A2229/A2069/A2232/A2233)
iPad Pro 12.9 inch 3rd Generation 2018 New Release
(Model Number: A1876/A2014/A1895)

Keyboard Description




Shortcut Key Description



How to change the backlight color:

Make sure the keyboard is connected to the device.



Pairing Steps

Step 1.

Please install the iPad into the protective cover, and pull out the TYPE-C connector hidden on the right side of the case.

Step 2.

Plug the TYPE-C connector into the iPad firmly.

Step 3.

The blue sign appear on top right (beside battery) and the keyboard lights up.

Step 4.

The keyboard is automatically connected, the keyboard will light.

Note:

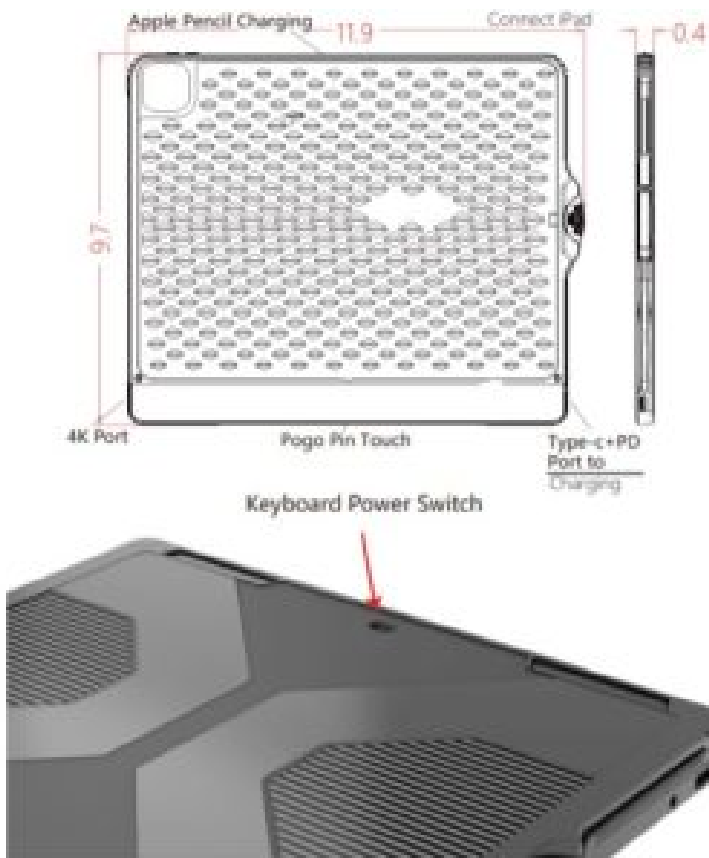
1. There is a power switch on the back of the cover. Please make sure it is on.
2. When you stop using the keyboard, please turn off the power switch on the back of the cover. In order to prevent the keyboard power from draining.
3. When you are not using the keyboard for a few seconds, the backlight will turn off to protect the battery.

Remark:

1. When you do not unplug the TYPE-C connector, you just need to turn the power on and off and use it.
2. If you don't turn on the power switch, the keyboard will stop working.
3. If the keyboard light is off, it doesn't stop working, please make sure that the backlight switch on.

Case Overview

Case dimension 11.9*9.7*0.4 (in)



1. With an 4K port, digital audio data can be transferred from the iPad to a compatible computer monitor, video projector, digital TV or digital audio device.
2. If you want to use charging and 4K port at the same time. Please charge before plugging in 4K port.
3. Keyboard is powered by iPad via PoGo Pin Connector. No batteries or Bluetooth needed.



Keyboard Overview

Keyboard dimension 11.9*14.9*0.49 (in) Thinnest



Specifications

Working Voltage	5V	Sleep Voltage	<60mA
Working Time	About 8.5H	Working Current	≤230mA
Standby Current	<60mA	Charging Current	2A
Awaken Time	≤1 Second	Charging Port	TYPE-C/PD
Keyboard Lifetime	Three Million Times	Working Temperature	-10℃~55℃

Installation and Removal

1. Removing back protective piece: hold iPad on both sides and use thumbs to gently push off the back cover (see photo.) Cover is held in place by two tabs.



2. Proceed to “peel” cover away from iPad.



3. Take iPad out.



4. Take iPad out upwards.



Support

If you have problems with keyboard usage or improvement opinions, please do not hesitate to contact us. We would love to get you taken care of and happy right away! Thank you!!! Email support@chesona.com.

Frequently Answer Question

Q. Why the blue sign disappears in just a few seconds?

A. When you insert TYPE-C Connector, the blue sign on top right (beside battery) on the keyboard will flash for a few seconds and disappear, it does not mean that the keyboard is disconnected.

Q. How to set up if I want to use the Wireless mouse?

1. A Accessibility – Touch – AssistiveTouch – Mouse Keys – Close “Mouse Keys” and “Option Key Toggle”
2. Accessibility – Touch – AssistiveTouch – Close “Show onscreen keyboard” and “Always show Menu”

Q. The keyboard lighting coming on randomly when the lid is closed.

A. The back of cover has a power switch, you need to turn off it to save the power and protect your iPad.

Q How do I set up if I want to enter Spanish

A. This keyboard is English version, if you change other language to use this keyboard, it will show some keys not correspond when you type.
Please Go to your iPad setting – General – Keyboard. Choose Hardware Keyboard, you can see the language.

Operation Instruction

1. In the 30 seconds, the keyboard does not work, the backlight will automatically go out to enter the sleep mode, and then press any key to automatically wake up.
2. Connect to the TYPE-C external power cable with PD fast charge to achieve PD fast charge function.
3. Access to 4K cable for 4K audio and video data output, flat audio screen defaults to priority 4K port output, other ports have no audio output.
4. Disconnect the 4K cable, the audio and video playback will automatically pause, you need to manually restart the play.
5. Access to the headphone jack, the audio screen defaults to output from the headphone port, disconnect the headphone cable, the audio playback is automatically paused, and you need to manually restart the play.
6. 2 standard USB2.0 interfaces for external data transmission.
7. When you plug in 4K port, the display must have a speaker for the sound to be transmitted.

Read More About This Manual & Download PDF:

Documents / Resources

5-in-1 USB-C HUB Multi-functional
Keyboard Case for iPad Pro 12.9



Email: support@chesona.com
Note: Please read the manual carefully before use

[CHESONA B08CZ3MGF2 5-in-1 USB-C HUB Multi-functional Keyboard Case](#) [pdf] User Manual

B08CZ3MGF2, 5-in-1 USB-C HUB Multi-functional Keyboard Case, Keyboard Case, USB-C Keyboard Case, Multi-functional Keyboard Case, Keyboard, Keyboard Case for iPad Pro 12.9, iPad Pro 12.9 Keyboard Case