

Chenyin  
PG11 Hello  
Circle Dog Tag



# Chenyin PG11 Hello Circle Dog Tag User Manual

[Home](#) » [Chenyin](#) » Chenyin PG11 Hello Circle Dog Tag User Manual 

## Contents

- [1 Chenyin PG11 Hello Circle Dog Tag](#)
- [2 Product Information](#)
- [3 Product Usage Instructions](#)
- [4 Restore factory Settings](#)
- [5 Connecting the Device](#)
- [6 FCC STATEMENT](#)
- [7 FAQ](#)
- [8 Documents / Resources](#)
  - [8.1 References](#)
- [9 Related Posts](#)

# Chenyin

Chenyin PG11 Hello Circle Dog Tag

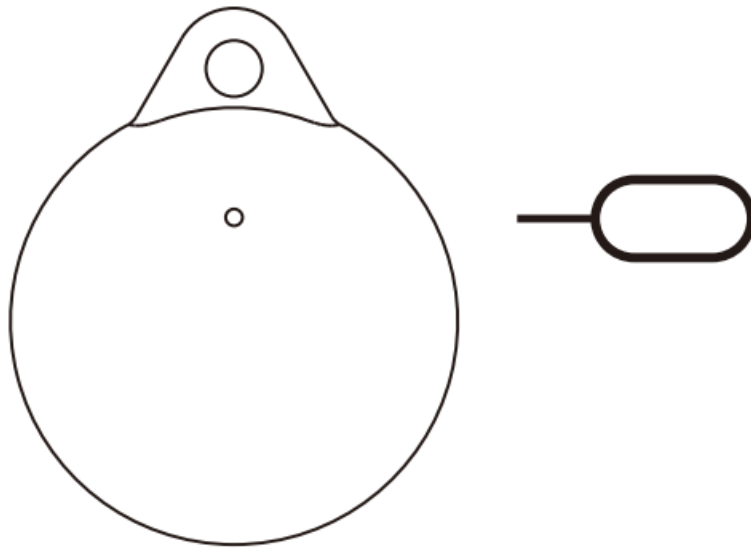


## Product Information

- **Model:** Hello Tag
- **Compatibility:** Works with Apple Find My
- **Maximum Device Connection:** 32 Hello Tags
- **Dimensions:** 75mm x 75mm
- **Manufacturer:** Made in China
- **FCC ID:** 2BOJJ-PG11

## Product Usage Instructions

**One device can connect 32 Hello Tag**



- **Power on:** Push the button or insert the card needle into the keyhole, press boot.
- **Power off:** press the key or insert the card pin into the key hole, press the power off for a long time.

## Restore factory Settings

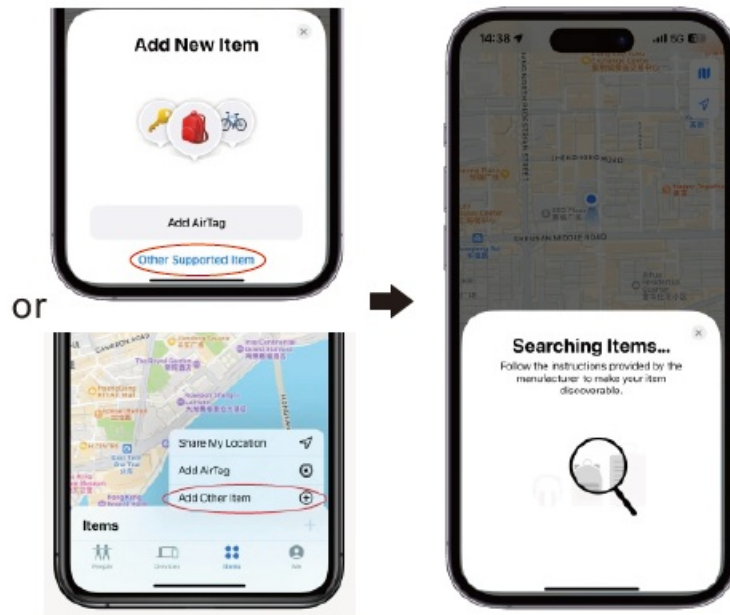
If you cannot find the product in the startup state, you need to restore factory Settings. Press the button 5 times in a row, the 5th time is 5 seconds long.

## Connecting the Device



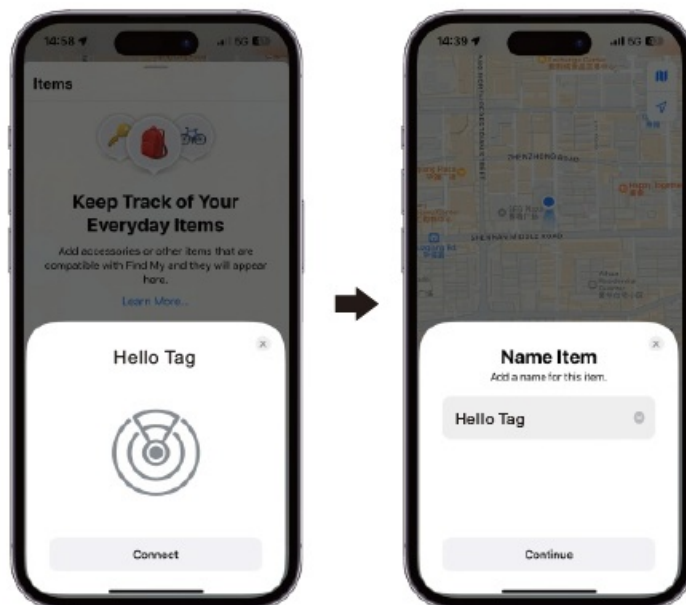
1. Connect the device: After turning on the device, use the “Find My “APP of the Apple device
2. Click “Add Item”
- 3.





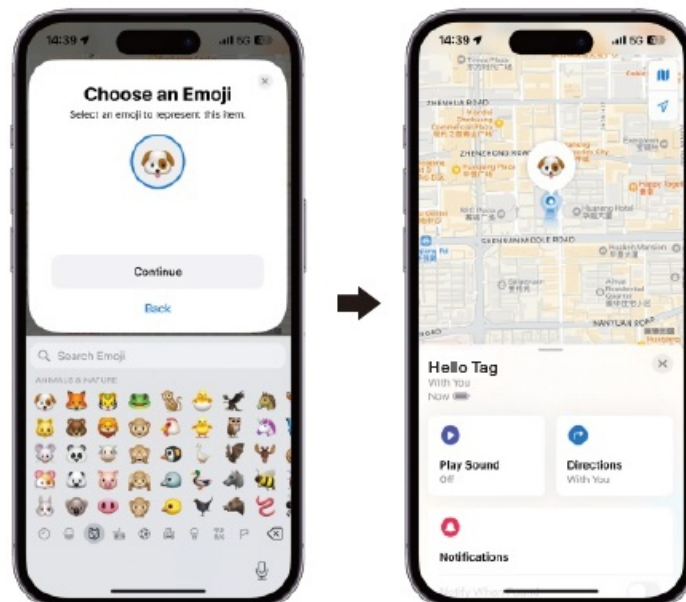
Click “Other Supported Item”

4. Enter the search state



5. Find the product and click the “Connect”

6. Set a name for the product



7. Set an expression pattern for the product
8. The Settings are complete

## FCC STATEMENT

This device complies with part 15 of the FCC Rules.

### Operation is subject to the following two conditions:

1. This device may not cause harmful interference, and
2. This device must accept any interference received, including interference that may cause undesired operation.

Any changes or modifications not expressly approved by the party responsible for compliance could void the user's authority to operate the equipment.

**NOTE:** This equipment has been tested and found to comply with the limits for a Class B digital device, pursuant to Part 15 of the FCC Rules.

These limits are designed to provide reasonable protection against harmful interference in a residential installation. This equipment generates, uses and can radiate radio frequency energy and, if not installed and used in accordance with the instructions, may cause harmful interference to radio communications. However, there is no guarantee that interference will not occur in a particular installation. If this equipment does cause harmful interference to radio or television reception, which can be determined by turning the equipment off and on, the user is encouraged to try to correct the interference by one or more of the following measures:

- Reorient or relocate the receiving antenna.
- Increase the separation between the equipment and receiver.
- Connect the equipment into an outlet on a circuit different from that to which the receiver is connected.
- Consult the dealer or an experienced radio/TV technician for help.

The device has been evaluated to meet general RF exposure requirement. The device can be used in portable exposure condition without restriction. FCC ID: 2BOJJ-PG11

## Hello Tag

The Apple Find My network provides areas, secure way to locate compatible personal items using the Find My app or your iPhone, iPad, Mac, iPod touch, or the Find items app on Apple Watch. To use the Find My app to locate this item, the latest version of iOS, iPadOS®, or macOS is recommended. The Find items app on Apple Watch requires the latest version of watchOS. Apple Find My, Apple Watch, Find My, iPhone, iPad, iPadOS, iPod touch, Mac, macOS and watchOS are trade mark of Apple Inc. iOS is a trade mark of Cisco and is used under license.

Made in China

## FAQ

- **Q: How many Hello Tags can be connected to a single device?**

A: A maximum of 32 Hello Tags can be connected to one device.

- **Q: How do I reset the device to factory settings?**

A: Press the button 5 times in a row, with the 5th press held for 5 seconds to restore factory settings.

## Documents / Resources

	<a href="#">Chenyin PG11 Hello Circle Dog Tag</a> [pdf] User Manual PG11, PG11 Hello Circle Dog Tag, Hello Circle Dog Tag, Circle Dog Tag, Dog Tag
---	---

## References

- [User Manual](#)

[Manuals+.](#) [Privacy Policy](#)

This website is an independent publication and is neither affiliated with nor endorsed by any of the trademark owners. The "Bluetooth®" word mark and logos are registered trademarks owned by Bluetooth SIG, Inc. The "Wi-Fi®" word mark and logos are registered trademarks owned by the Wi-Fi Alliance. Any use of these marks on this website does not imply any affiliation with or endorsement.