



## Cheerfun LCD Drawing Tablet User Manual

[Home](#) » [CHEERFUN](#) » Cheerfun LCD Drawing Tablet User Manual 

### Cheer fun LCD Drawing Tablet User Manual



Thank you choosing the CHEERFUN products.

If you have any questions about your purchase, please feel to contact us.

## Contents

- 1 How to Use the LCD Drawing Tablet?
- 2 How to replace the battery?
- 3 Specifications
- 4 FCC Statement
- 5 Troubleshooting
- 6 Q1: Why can't the drawings be deleted when | click the erase button?
- 7 Q2: Is the brightness of the LCD screen adjustable ?
- 8 Q3: Can the electronic screen hurt the kid's eyesight?
  - 8.1 No Obvious Symptoms
  - 8.2 Documents / Resources
    - 8.2.1 References
  - 8.3 Related Posts

## How to Use the LCD Drawing Tablet?

1. Unlock to enable the erasing function.

Or lock to disable the erasing function if you want to save the drawings.



2. Take out the stylus pen and draw on the screen.
3. Press the erase button to clear the drawings. The location of the erase button varies for different patterns.  
It can be a press button, or on the nose, eye, or face.

## How to replace the battery?

Unscrew the battery cover, then pull out the battery compartment and replace the dead battery.

## Specifications

Battery Life:	Around 6 months
Usage Temperature:	50-104 T (10 C-40C)
Storage Temperature:	14-140 (-10°C-60°C)

## FCC Statement

### Warning

Choking Hazard with small parts.

**Recommended Age: 3+**

Please don't expose the product to sunlight or high-temperature environment for a long time. Please don't put the product into water.

No self-service parts. Please don't disassemble the product by yourself.

Please keep the battery away from children.

Please use the same type of battery.

Please do NOT throw batteries to fire or water.

Please dispose of the batteries according to local regulations.

**Troubleshooting**

—

**Q1: Why can't the drawings be deleted when | click the erase button?**

—

**Q2: Is the brightness of the LCD screen adjustable ?**

A2: No. But users can draw lines of different thicknesses and colors by adjusting the sketch intensity.

—

**Q3: Can the electronic screen hurt the kid's eyesight?**

A3: No. The LCD screen uses pressure-sensitive technology, no radiation, no glare, and paper-like vision, which allows children to use it safely and comfortably for a long time.



**No Obvious Symptoms**

Unfortunately, it is not obvious when a button or coin battery is stuck in a child's esophagus (food pipe).


There are no specific symptoms associated with this. The child might:

- cough, gag or drool a lot;
- appear to have a stomach upset or a virus;
- be sick;
- point to their throat or stomach;
- have a pain in their abdomen, chest or throat;
- be tired or lethargic;
- be quieter or more clingy than usual or otherwise "not themselves";
- lose their appetite or have a reduced appetite;
- not want to eat solid food / be unable to eat solid food.

These sorts of symptoms vary or fluctuate, with the pain increasing and then subsiding.  
A specific symptom to button and coin battery ingestion is vomiting fresh (bright red) blood.  
If the child does this seek immediate medical help.  
The lack of clear symptoms is why it is important to be vigilant with “flat” or spare button or coin batteries in the home and the products that contain them.

 **Email:** [service@cheerfun.com](mailto:service@cheerfun.com)  
 **Website:** [www.cheerfun.com](http://www.cheerfun.com)

## Documents / Resources

	<a href="#">Cheerfun LCD Drawing Tablet</a> [pdf] User Manual LCD Drawing Tablet, Drawing Tablet, Tablet
---	---

## References

- [User Manual](#)

[Manuals+](#), [Privacy Policy](#)

This website is an independent publication and is neither affiliated with nor endorsed by any of the trademark owners. The "Bluetooth®" word mark and logos are registered trademarks owned by Bluetooth SIG, Inc. The "Wi-Fi®" word mark and logos are registered trademarks owned by the Wi-Fi Alliance. Any use of these marks on this website does not imply any affiliation with or endorsement.