



CHATMASTER Chat Master Speaker App User Manual

[Home](#) » [CHATMASTER](#) » CHATMASTER Chat Master Speaker App User Manual 

Contents

- 1 CHATMASTER Chat Master Speaker App User Manual
- 2 FCC Warning
- 3 APP Download
- 4 Account Registration
- 5 Device Network Setup
- 6 Device Addition
- 7 Select Wi-Fi
- 8 Successfully added the device
- 9 Alexa Settings
- 10 Instructions
- 11 Read More About This Manual & Download PDF:
- 12 Documents / Resources
 - 12.1 References

CHATMASTER Chat Master Speaker App User Manual



FCC Warning

This device complies with part 15 of the FCC Rules. Operation is subject to the following two conditions:(1) This device may not cause harmful interference, and (2) this device must accept any interference received, including interference that may cause undesired operation.

Any Changes or modifications not expressly approved by the party responsible for compliance could void the user's authority to operate the equipment.

This equipment has been tested and found to comply with the limits for a Class B digital device, pursuant to part 15 of the FCC Rules. These limits are designed to provide reasonable protection against harmful interference in a residential installation. This equipment generates uses and can radiate radio frequency energy and, if not installed and used in accordance with the instructions, may cause harmful interference to radio communications. However, there is no guarantee that interference will not occur in a particular installation. If this equipment does cause harmful interference to radio or television reception, which can be determined by turning the equipment off and on, the user is encouraged to try to correct the interference by one or more of the following measures:

- Reorient or relocate the receiving antenna.
- Increase the separation between the equipment and
- Connect the equipment into an outlet on a circuit different from that to which the receiver is
- Consult the dealer or an experienced radio/TV technician for help. FCC RF exposure statement:

The equipment complies with FCC radiation exposure limits set forth for an uncontrolled environment. This equipment should be installed and operated with minimum distance between 20cm the radiator your body.

APP Download

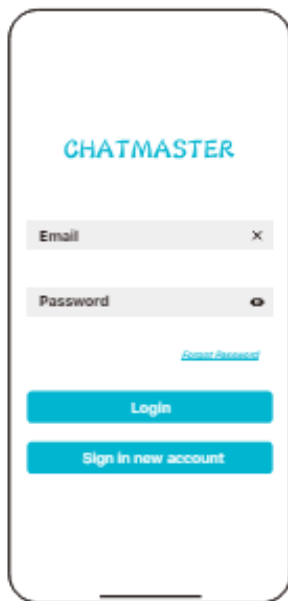
Download the app and search for "Chat Master Speaker" (note the space) on the App Store.



Account Registration

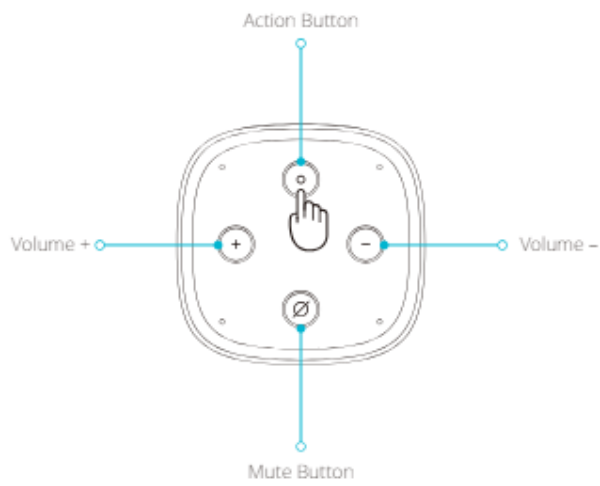
Email Account Registration

Register an account with your email, sign in with your new account, and then log in.



Device Network Setup

The device's blue light flashes when powered on. Wait for about twenty seconds, and the yellow light will start circling, indicating it's in pairing mode. If the yellow light doesn't start circling, press and hold the circular button for six seconds until the yellow rotating light appears, then release the button



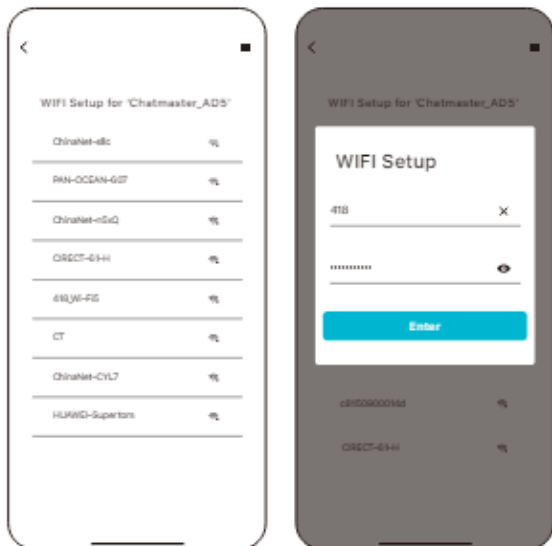
Device Addition

Add the device and make sure your phone's Bluetooth is turned on.



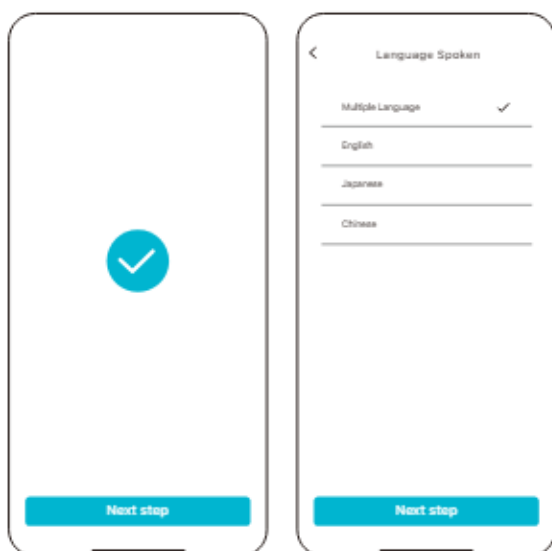
Select Wi-Fi

and enter the password.



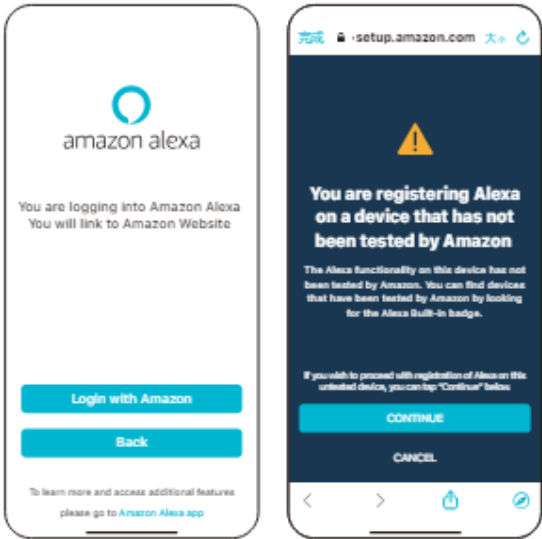
Successfully added the device

the yellow light is off, and you can summon Alexa to use the ChatGPT conversation feature.



Alexa Settings

To continue activating Amazon Alexa functionality with your Amazon ID, click 'Login with Amazon.' If you don't have an Amazon ID, you can skip Alexa activation without affecting ChatGPT functionality.




Instructions

“After successful pairing, the lights go off. Wake the device with ‘Alexa,’ and the green light comes on with a ‘ding’ sound, quickly initiating the conversation. Ask, ‘How many cats are in Disney movies?’ After hearing the ‘ding’ sound, the yellow-green light blinks for about 3 seconds, and the speaker starts playing the response. During the response, you can interrupt with ‘Alexa’ again and ask another question.”

Short press the Action button to switch to Amazon AI or ChatGPT.

Button Functions:		Indicator Light Instructions	
Volume Up	Network Setup/ Switch Button	Orange light cycling	Network Setup Status
Volume Down	Mute/ Microphone Off	Blue light illuminates in a circle	Alexa Wake-Up/Normal Startup
		Blue and White Light Cycling	WiFi is connecting
		Red light stays on continuously	Network Disconnection/MUTE
		Green light illuminates in a circle	ChatGPT waiting for questions state

Read More About This Manual & Download PDF:



[CHATMASTER Chat Master Speaker App](#) [pdf] User Manual
Chat Master Speaker App, Master Speaker App, Speaker App, App

References

- [User Manual](#)

[Manuals+](#), [Privacy Policy](#)

This website is an independent publication and is neither affiliated with nor endorsed by any of the trademark owners. The "Bluetooth®" word mark and logos are registered trademarks owned by Bluetooth SIG, Inc. The "Wi-Fi®" word mark and logos are registered trademarks owned by the Wi-Fi Alliance. Any use of these marks on this website does not imply any affiliation with or endorsement.