

# CHANNEL VISION C-1331 Mounting Bracket For Bose Amplifiers Instructions

## Contents

### 1 INSTRUCTIONS

[1.1 C-1331 Mounting Bracket For Bose Amplifiers R C-1332 Hinged Mounting Plate For Bose Amplifiers R C-1355 50" Extender Ring For Bose Amplifiers](#)

[1.1.1 Assembling the C-1355](#)

[1.1.2 Installing the C-1332](#)

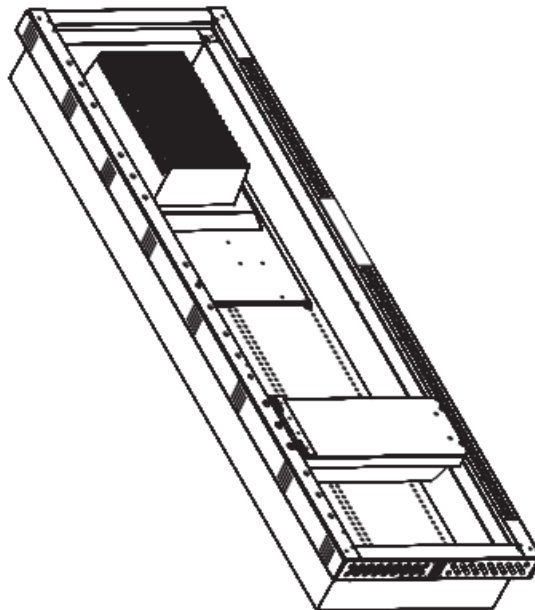
[1.1.3 Installing the C-1331](#)

### 2 Documents / Resources

[2.1 References](#)

### 3 Related Posts

## INSTRUCTIONS



### C-1331

Mounting Bracket For Bose Amplifiers R

### C-1332

Hinged Mounting Plate For Bose Amplifiers R

### C-1355

50" Extender Ring For Bose Amplifiers

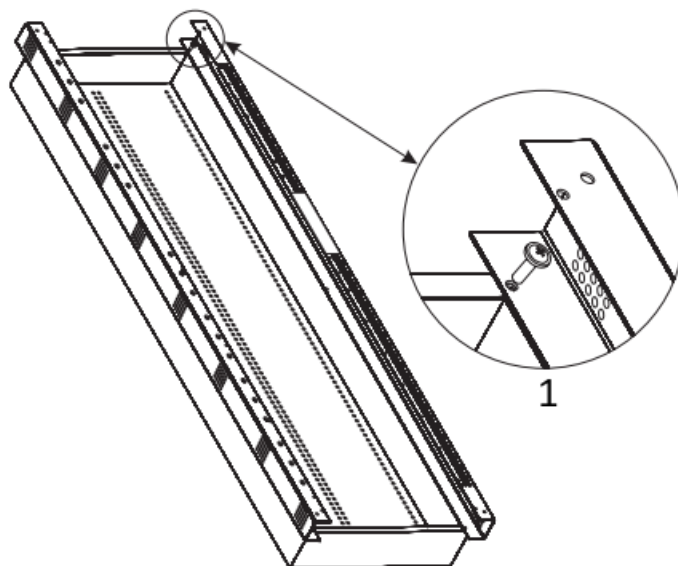


© 2005 CHANNEL VISION TECHNOLOGY

The C-1331, C-1332, and C-1355 are accessories that extend the depth of Channel Vision's 50" enclosure and allow Bose whole-house audio equipment to be mounted inside.

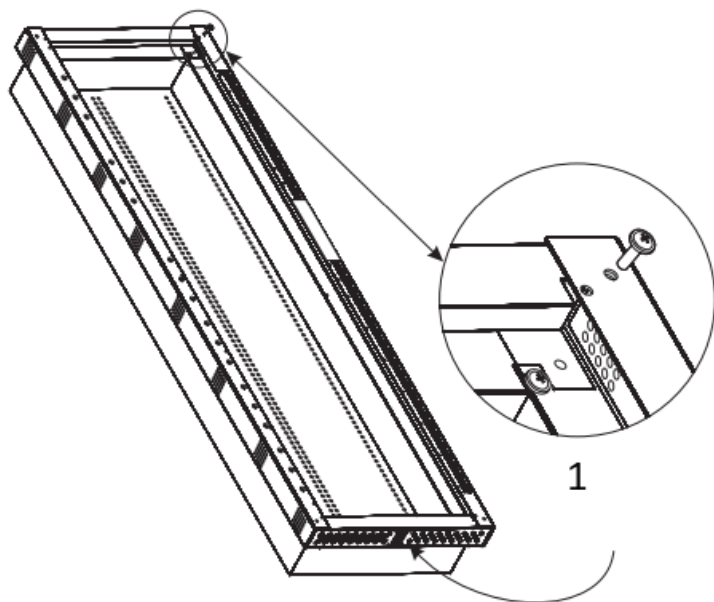
### **Assembling the C-1355**

1 Attach the long extension pieces to the left and right side of the enclosure as shown using the 10-32 x 0.375" screws.



1. **Note that the left and right pieces are not identical. Install them as shown.**

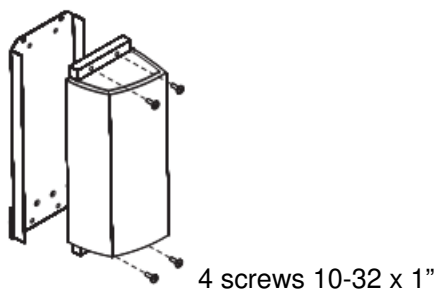
2. Attach the short extension pieces to the top and bottom of the enclosure as shown using the 10-32 x 0.375" screws.



1. Note: The top and bottom sections of the C-1355 have mounting holes for the optional C-1334 fan kit.

### **Installing the C-1332**

**Note: Bose amplifiers sold separately.**



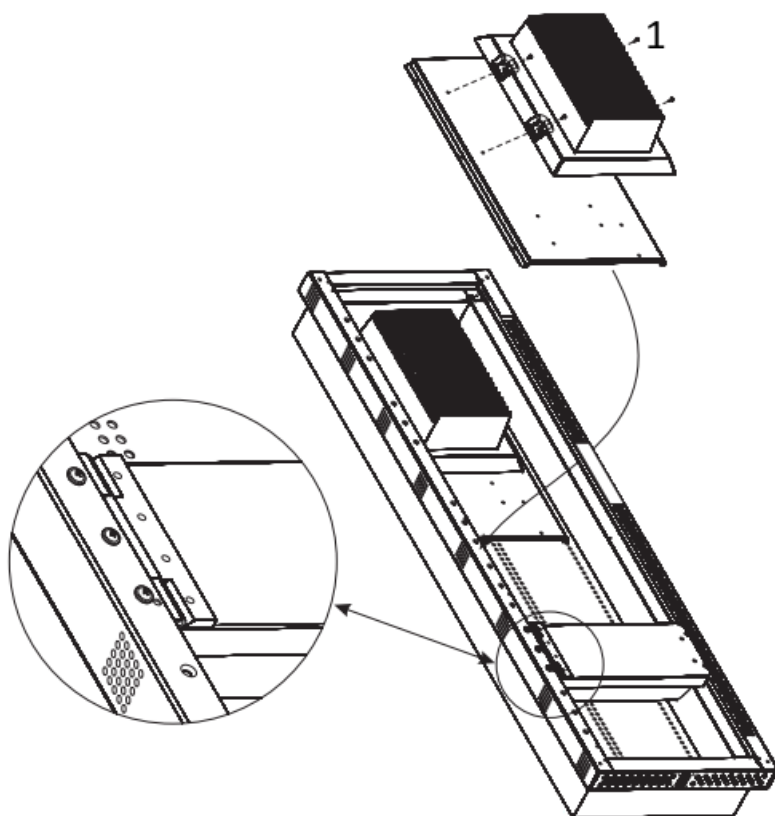
1. Attach the Bose amplifier to the back side of the C-1332 Hinged Mounting Plate.



2. Attach this assembly to the C-1355 (shown below).

#### **Installing the C-1331**

1. Attach the Bose amplifier to the front side of the C-1331 Mounting Bracket.
2. Mount this assembly in the enclosure using the snap pins (shown below).



1. 4 screws 10-32 x 0.375"

Attach the C-1332 to the left extension piece using the screws provided.

Note: There are 6 possible locations where the C-1332 Hinged Mounting Plates can be attached to the C-1355 Extender Ring. This provides the installer with multiple mounting options. However, to maintain proper operating temperatures, no more than 4 amplifiers should be installed at one time.



## 10 Year Limited Warranty

Channel Vision Technology will repair or replace any defect in material or workmanship which occurs during normal use of this product with new or rebuilt parts, free of charge in the USA, for ten years from the date of original purchase. This is a no hassle warranty with no mail in warranty card needed. This warranty does not cover damages in shipment, failures caused by other products not supplied by Channel Vision Technology, or failures due to accident, misuse, abuse, or alteration of the equipment. This warranty is extended only to the original purchaser, and a purchase receipt, invoice, or other proof of original purchase date will be required before warranty repairs are provided.

Mail in service can be obtained during the warranty period by calling (800) 840-0288 toll free. A Return Authorization number must be obtained in advance and can be marked on the outside of the shipping carton.

This warranty gives you specific legal rights and you may have other rights (which vary from state to state). If a problem with this product develops during or after the warranty period, please contact Channel Vision Technology, your dealer or any factory-authorized service center.

Bose is a registered trademark of Bose Corporation, all rights reserved.



234 Fischer Avenue, Costa Mesa, California 92626  
(714)424-6500 • (800)840-0288 • (714)424-6510 fax

500-148 rev B2

---

## Documents / Resources



[CHANNEL VISION C-1331 Mounting Bracket For Bose Amplifiers](#) [pdf] Instructions  
C-1331 Mounting Bracket For Bose Amplifiers, C-1331, Mounting Bracket For Bose Amplifiers,  
Bracket For Bose Amplifiers, Bose Amplifiers

## References

- [Manual-Hub.com - Free PDF manuals!](#)
- [User Manual](#)

[Manuals+](#), [Privacy Policy](#)

This website is an independent publication and is neither affiliated with nor endorsed by any of the trademark owners. The "Bluetooth®" word mark and logos are registered trademarks owned by Bluetooth SIG, Inc. The "Wi-Fi®" word mark and logos are registered trademarks owned by the Wi-Fi Alliance. Any use of these marks on this website does not imply any affiliation with or endorsement.