

CHANNEL VISION C-0410 Phone Surge Protection Module Instructions

Contents

1 INSTRUCTIONS

1.1 C-0410 Phone surge protection module

1.2 Model C-0410

1.2.1 Installation:

1.2.2 Features:

1.2.3 Suggested wiring:

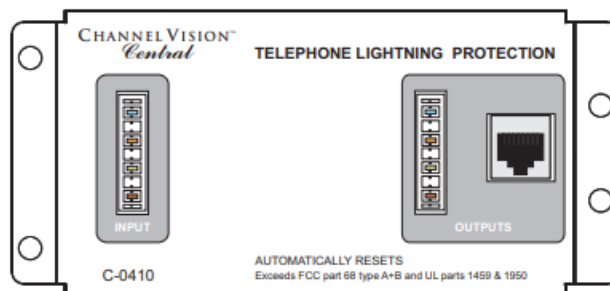
1.2.4 Specifications:

2 Documents / Resources

2.1 References

3 Related Posts

INSTRUCTIONS



C-0410

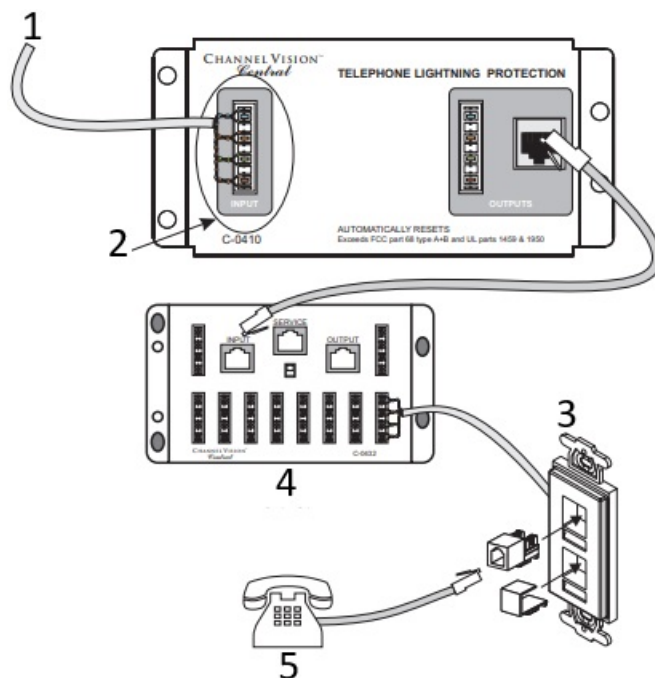
Phone surge protection module



Model C-0410

Telephone surge protection module

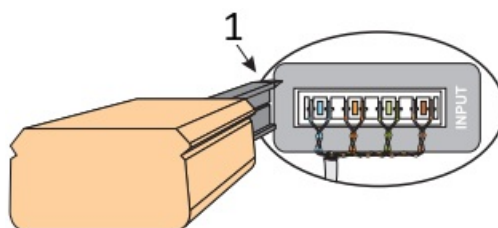
C-0410



1. From Telephone Company
2. (see below)
3. **G-Kit 5** (wall plate kit)
4. **C-0432** (telephone distribution)
5. Telephone

Installation:

Punch down as many as 4 incoming telephone lines on the input 110 punch-down as shown. Use a 110 punch-down tool to seat and trim all wires



1. Note position of cutter

Connect any of the telephone outputs to wall plates in each room (see diagram).

Features:

Protects against phone line transients caused by lightning, power cross, and other conditions.

Exceeds FCC Part 68 A and Type B lightning immunity requirements.

Bellcore 1 compliant (GR-1089) (2500V@500amps)

Easily connects to phone distribution modules using: C0408 or C-0409 jumper cables

Snaps easily into Channel Vision Central enclosures: C0112E, C-0119E, C-0138E, and C-0150E.

Suggested wiring:

CAT5 wire from distribution to wallplate
CAT5 interconnects (models C-0408 and C-0409)

Specifications:

Telco inputs: 1-110 punch-down
Outputs: 2 (1-RJ45 and 1-110)
Dimensions: 3.0"L x 6.38" W x 1.75" D

Specifications subject to change without notice.



Channel Vision Technology will repair or replace any defect in material or workmanship which occurs during normal use of this product with new or rebuilt parts, free of charge in the USA, for ten years from the date of original purchase. This is a no hassle warranty with no mail in warranty card needed. This warranty does not cover damages in shipment, failures caused by other products not supplied by Channel Vision Technology, or failures due to accident, misuse, abuse, or alteration of the equipment. This warranty is extended only to the original purchaser, and a purchase receipt, invoice, or other proof of original purchase date will be required before warranty repairs are provided.

Mail in service can be obtained during the warranty period by calling (800) 840-0288 toll free. A Return Authorization number must be obtained in advance and can be marked on the outside of the shipping carton.

This warranty gives you specific legal rights and you may have other rights (which vary from state to state). If a problem with this product develops during or after the warranty period, please contact Channel Vision Technology, your dealer or any factory-authorized service center.



234 Fischer Avenue, Costa Mesa, California 92626
(714)424-6500 • (800)840-0288 • (714)424-6510 fax

500-065 RevC1



[CHANNEL VISION C-0410 Phone Surge Protection Module](#) [pdf] Instructions
C-0410 Phone Surge Protection Module, C-0410, Phone Surge Protection Module, Surge Protection Module, Protection Module

References

-  [Manual-Hub.com - Free PDF manuals!](#)
- [User Manual](#)

[Manuals+.](#) [Privacy Policy](#)

This website is an independent publication and is neither affiliated with nor endorsed by any of the trademark owners. The "Bluetooth®" word mark and logos are registered trademarks owned by Bluetooth SIG, Inc. The "Wi-Fi®" word mark and logos are registered trademarks owned by the Wi-Fi Alliance. Any use of these marks on this website does not imply any affiliation with or endorsement.