



Changingtouch
F16S Smart
Display



Changingtouch F16S Smart Display User Manual

[Home](#) » [Changingtouch](#) » Changingtouch F16S Smart Display User Manual 

Contents

- 1 [Changingtouch F16S Smart Display](#)
- 2 [Product Usage Instructions](#)
- 3 [Introduction](#)
- 4 [Main Interface](#)
- 5 [Function Introduction](#)
- 6 [Package List](#)
- 7 [FAQ](#)
- 8 [Specifications](#)
- 9 [FCC Radiation Exposure Statement](#)
- 10 [Documents / Resources](#)
 - 10.1 [References](#)
- 11 [Related Posts](#)



Changingtouch

Changingtouch F16S Smart Display



Specifications

- Model: F16S
- Appearance: Oak Wood or Walnut Wood or Black Plastic
- Screen Size: 15.6 inch
- Resolution: 1920*1080P
- Color Gamut: 90% NTSC
- Brightness: 240 CD/M2
- Speaker: 4/2W*2
- Touch: Support (10 finger)
- Active Stylus: Support (MPP/USI protocol)
- Battery Capacity: 3.8V/4000mAh

Product Usage Instructions

Initial Setup

When starting the product for the first time, connect it to your Wi-Fi network and log in with your Google account.

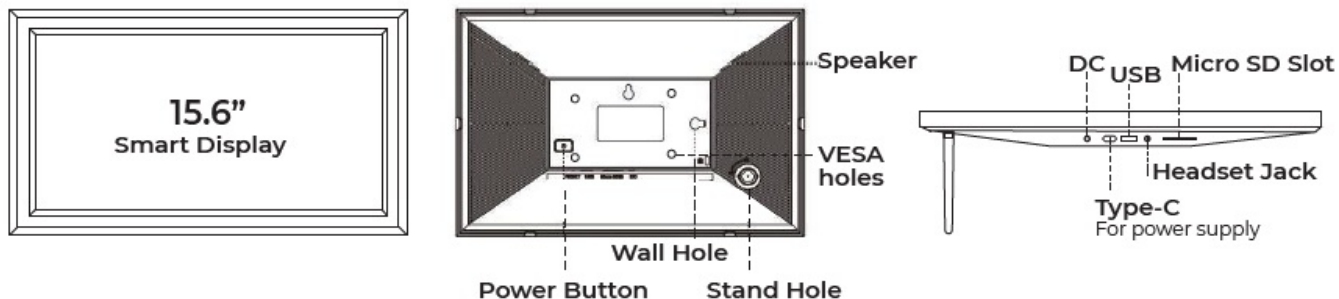
FAQ

Startup & Shutdown

Frame can't boot

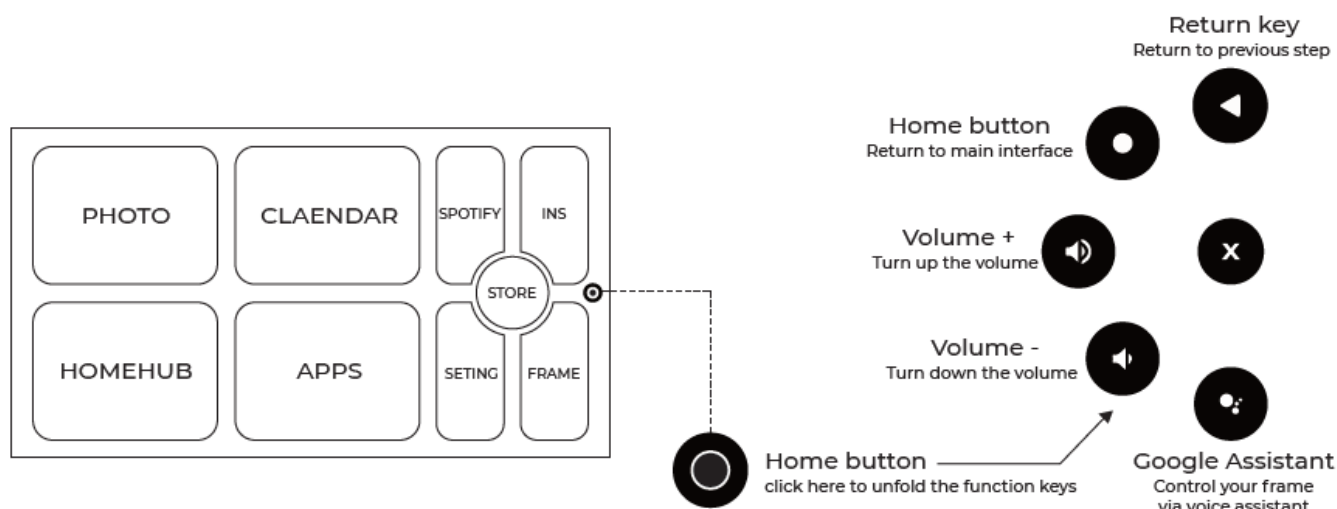
- Hold down the power button for several seconds.
- Check battery charge and power adapter.
- Connect the adapter when using for extended periods.

Introduction



Main Interface

In the main interface you will find the most used features. To access the menu, simply tap once on the screen.



The first time you start our product, please connect it to your wifi network and log in your google account

Function Introduction

Setting



Clock

Alarm, Clock, Timer, Stopwatch, Bedtime



Display



Click to enter the time control selection you can set the time range of daymode and night mode, and adjust the brightness of each mode.


you can set the time range of daymode and night mode, and

DayMode	8.00	18.00	<div></div>
NightMode	18.00	6.00	<div></div>



For more product function explanations, please scan the QR code Email: help@changingtouch.com
<https://store.changingtouch.com/>

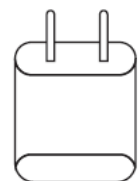
Package List



Smart Display



USB to Type-C
(For power supply)



Adapter



Stand



Stylus Pencil



User Manual

FAQ

Questions	Answers
Startup&Shutdown	Hold down the power button for several seconds.
Frame can't boot	<ol style="list-style-type: none"> 1. Check if the battery is fully charged. 2. Check the power adapter before restarting the frame again. 3. It is recommended to connect the adapter when using, and the battery is only used for short time entertainment. 4. If it is still unable to boot after charging, please contact us.
Extinguishing screen	<p>The frame screen is always on by default.</p> <p>Please press the power button if you want to turn off the screen.</p>
Undercharge	<ol style="list-style-type: none"> 1. Reduce brightness appropriately. 2. Reduce the volume appropriately.
Active Stylus Support	The frame supports MPP and USI protocol active stylus, but due to the different manufacturers of active stylus, the drawing effect will be different, and the actual effect shall prevail.
Home button lost	Please try rotating the frame to show.

Specifications

Model	F16S
Appearance	Oak Wood or Walnut Wood or Black Plastic
Screen size	15.6 inch
Resolution	1920*1080P
Color Gamut	90%NTSC
Brightness	240CD/M2
Speaker	4Ω/2W*2
Touch	Support (10 finger)
Active Stylus	Support (MPP/USI protocol)
Battery capacity	3.8V/4000mAh

FCC ID : 2BKBA-Frame

This device complies with Part 15 of the FCC Rules. Operation is subject to the following two conditions:

1. This device may not cause harmful interference, and

2. This device must accept any interference received, including interference that may cause undesired operation. Changes or modifications not expressly approved by the party responsible for compliance could void the user's authority to operate the equipment.

NOTE: This equipment has been tested and found to comply with the limits for a Class B digital device, pursuant to Part 15 of the FCC Rules. These limits are designed to provide reasonable protection against harmful interference in a residential installation.

This equipment generates, uses instructions, may cause harmful interference to radio communications. However, there is no guarantee that interference will not occur in a particular installation.

If this equipment does cause harmful interference to radio or television reception, which can be determined by turning the equipment off and on, the user is encouraged to try to correct the interference by one or more of the following measures:

- Reorient or relocate the receiving antenna.
- Increase the separation between the equipment and receiver.
- Connect the equipment into an outlet on a circuit different from that to which the receiver is connected.
- Consult the dealer or an experienced radio/TV technician for help.


FCC Radiation Exposure Statement

The device has been evaluated to meet general RF exposure requirement. The device can be used in portable exposure condition without restriction

FCC Radiation Exposure Statement

This equipment must be installed and operated in accordance with provided instructions and the antenna(s) used for this transmitter must be installed to provide a separation distance of at least 20 cm from all persons and must not be co-located or operating in conjunction with any other antenna or transmitter. End-users and installers must be provide with antenna installation instructions and transmitter operating conditions for satisfying RF exposure

Documents / Resources

	Changingtouch F16S Smart Display [pdf] User Manual F16-1, F16S Smart Display, F16S, Smart Display, Display
---	---

References

-  [Changingtouch Smart Display Changing your Homelife!](#)
- [User Manual](#)

[Manuals+.](#) [Privacy Policy](#)

This website is an independent publication and is neither affiliated with nor endorsed by any of the trademark owners. The "Bluetooth®" word mark and logos are registered trademarks owned by Bluetooth SIG, Inc. The "Wi-Fi®" word mark and logos are registered trademarks owned by the Wi-Fi Alliance. Any use of these marks on this website does not imply any affiliation with or endorsement.