



CHAMPION 201066 6500W Open Frame Inverter User Guide

[Home](#) » [Champion](#) » CHAMPION 201066 6500W Open Frame Inverter User Guide 

Contents

- [1 CHAMPION 201066 6500W Open Frame Inverter](#)
- [2 Set-Up](#)
- [3 Start-Up](#)
- [4 Documents / Resources](#)
- [5 Related Posts](#)



CHAMPION 201066 6500W Open Frame Inverter

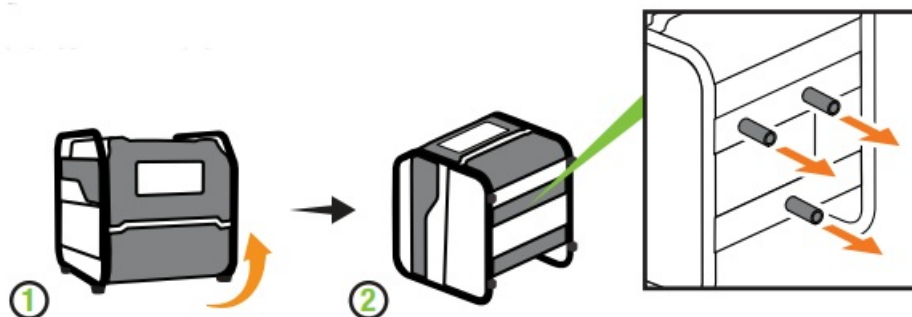


WARNING:

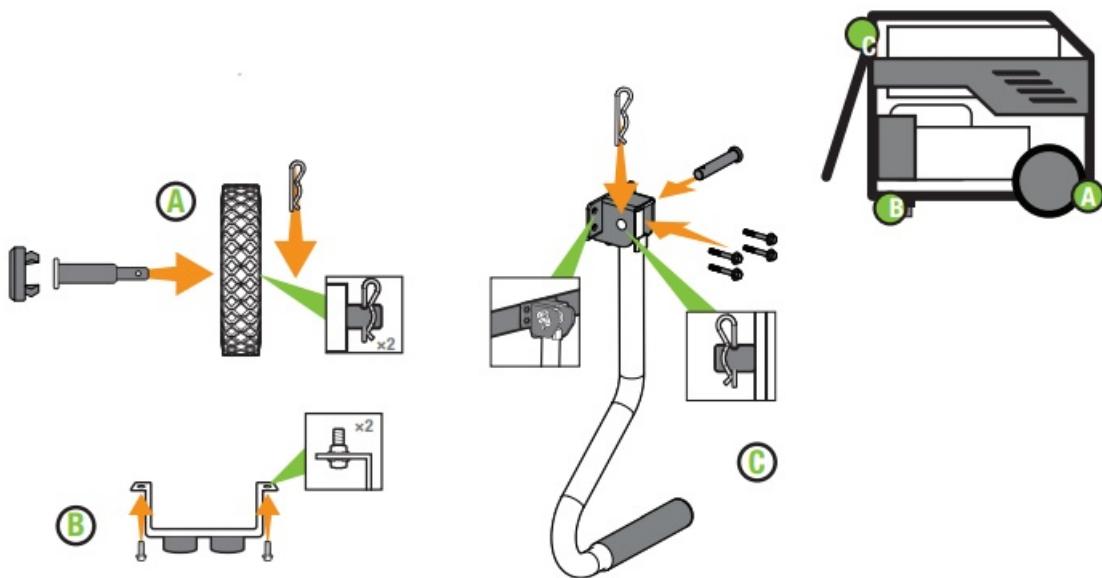
- Read the ENTIRE operator's manual to become familiar with the features of the product before operating.
- Failure to operate the product correctly can result in damage to the product, and personal property and cause serious injury or even death.

Set-Up

1. Open shipping carton. Assembly > Unboxing
2. Remove shipping spacers. Assembly > Remove Shipping Support Spacers.



3. Attach wheel kit. Assembly > Install the Wheel Kit



4. Add oil. Assembly > Add Engine Oil.

Recommended: 10W-30, up to 37.2 fl. oz. (1100 ml) DO NOT overfill.

10W-30



Start-Up

1. Move the generator outdoors.



- Move generator to an open, outdoor area. Point exhaust away. Never run the generator in enclosed areas (e.g., not in house or garage).
- Keep all objects at least 5 feet (1.5 m) from the generator. The heat from the muffler and exhaust gas can ignite combustible materials.

2. Add fuel. Assembly > Add Fuel

DO NOT use E15 or E85.



3. DO NOT plug in any electrical devices.

NEVER START OR STOP THE GENERATOR WITH ELECTRICAL DEVICES CONNECTED OR TURNED ON!

4. Turn the fuel valve "ON".

5. Press the engine switch to the "ON" position.

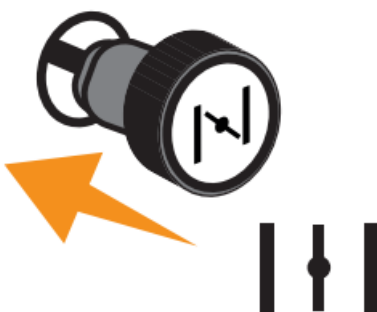
6. Pull the choke knob out to the "CHOKE" position.



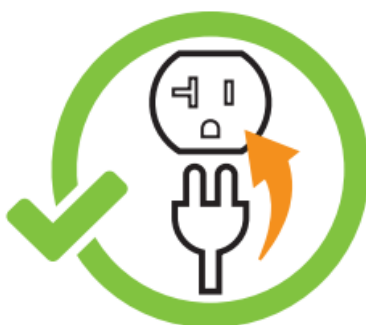
7. Pull the recoil to start the engine.



8. Push the choke knob into the "RUN" position.



9. Plugin. Operation > Connecting Electrical Loads.



Visit our YouTube channel to watch our how-to videos and subscribe to view our latest videos on our Champion Power Equipment products!

NEED ASSISTANCE OR HAVE A QUESTION? GIVE US A CALL.

1•877•338•0999

CHAMPIONPOWEREQUIPMENT.COM

Documents / Resources



[CHAMPION 201066 6500W Open Frame Inverter](#) [pdf] User Guide

201066, 6500W Open Frame Inverter, 201066 6500W Open Frame Inverter, Frame Inverter, Inverter

[Manuals+](#)