



# CHAMELEON 5R Dual Built-In Dual Fingerprint Scanner User Manual

[Home](#) » [Chameleon](#) » CHAMELEON 5R Dual Built-In Dual Fingerprint Scanner User Manual 

## Contents

- [1 CHAMELEON 5R Dual Built-In Dual Fingerprint Scanner](#)
- [2 General safety information](#)
- [3 Operating Environment](#)
- [4 Introduction](#)
- [5 Key features](#)
- [6 Warranty](#)
- [7 Packaging](#)
- [8 Parts list](#)
- [9 Product details – Single](#)
- [10 Product details – Dual](#)
- [11 Labeling and security](#)
- [12 Battery install/removal](#)
- [13 Documents / Resources](#)
- [14 Related Posts](#)



**CHAMELEON 5R Dual Built-In Dual Fingerprint Scanner**



## NOTICE

- This user manual provides a summary of the basic product specifications and features. Before using each product, please read this user manual thoroughly. Please pay special attention and adhere to all of the safety information throughout this manual.
- Some instructions in this manual are based on the Android™ 7.1 operating platform. If you are using another operating system, please note that some operations may differ.
- Do not touch the LCD panel with sharp or hard objects. Do not use abrasive cleaners, waxes or solvents for cleaning. Use only a dry or damp soft cloth. Use only battery, power supply, and accessories specified by the manufacturer.
- Because of our continuous research and improvements, the contents in this catalogue may be changed without prior notice. The printed illustrations in this manual may differ from the actual product. The features and operations described in this guide are common to most, but not all, models.
- This manual contains proprietary information protected by copyright. All rights are reserved. No part of this manual [publication] may be reproduced, distributed, or transmitted in any form or by any means, including electronic or mechanical methods, without the prior written permission of the publisher/manufacturer.

Chameleon Biometrics LOA will be exempt from responsibility for any loss or damage which may be caused by the use [or misuse] of this manual [publication].

## Copyright © 2020 Laxton. All rights reserved.

The Chameleon Logo is a registered trademark of Laxton, Inc. [DELAWARE CORPORATION], 16 Sterling Lake Road, Tuxedo Park, NEW YORK 10987 Reg.No. 5408915

Chameleon, Chameleon 5R, Chameleon 5R Single and Chameleon 5R Dual are all trademarks of Laxton, Inc. Android is a trademark of Google LLC.

The Bluetooth word mark and logos are registered trademarks owned by Bluetooth SIG, Inc. All other brand and product names are trademarks or registered trademarks of their respective owners.

For additional support and on line resources please visit [www.chameleonbiometrics.com](http://www.chameleonbiometrics.com)

## General safety information

Use the following safety guidelines to help protect your device from potential damage and to help to ensure your personal safety. Also, adhere to and take note of any additional cautions and safety warnings throughout this manual.

**WARNING:** To reduce the risk of fire or electric shock, do not expose this device to extreme heat, rain or moisture. Make sure the power cord is UN PLUGGED from the wall outlet during lightning storms or when it will not be used for an any extended period of time. Do not open the device or remove any internal parts. Contact qualified personnel if repairs are necessary. Follow all operating precautions when using this product.

## **Operating Environment**

Remember to follow any special regulations enforced in any area, and always switch your device off whenever it is forbidden to use it, or when it may cause interference or danger. Do not use your device in restricted areas. Switch your device off in any facility where posted notices require you to do so. When connecting the device or any accessory to another device, read the user-s manual for detailed safety instructions. Do not connect incompatible products. Most modern electronic equipment is shielded from Radio Frequency [RF] signals. However, certain electronic equipment may not be shielded against the RF signals from your device. Consult the manufacturer to discuss alternatives.

## **Cautions**

Any changes or modifications to your Chameleon device not expressly approved of in this document could void your warranty for this product and void your authority to operate this equipment. Although your Chameleon device is quite sturdy, it is a complex piece of equipment and it can be broken. Avoid dropping, hitting, bending, or sitting on it. Keep your device away from liquids of any kind. Precipitation, humidity, and liquids contain minerals that will corrode electronic circuits.

## **Other Important Safety Information**

Only qualified personnel should service this device. Faulty service may be dangerous and may invalidate any warranty applicable to the device. When transporting the device in a moving vehicle ensure that any electronic devices or related equipment used in your vehicle are securely mounted. Switch your device off before boarding an aircraft. The use of wireless mobile devices in aircraft is illegal and may be dangerous to the aircraft's operation. Keep the device and all its parts out of reach of small children.

## **Introduction**

The Chameleon 5R combines advanced biometric technology with mobile functionality in one rugged device. Compact and user-friendly, this handheld unit allows rapid, secure communication, and data capture. Adaptable biometrics, configurations, applications, and environments – the Chameleon 5R is the most adaptable biometric hand held in the world.

## **Key features**

- Multiple Single & Dual configurations
- Android 7.1 Operating System
- Powerful Snapdragon Processor
- 5. 7" Sunlight Readable Touch Screen
- 4G/Wi-Fi/Bluetooth/GPS Connectivity
- Fingerprint/Iris/Voice/Face Biometrics
- Digital Signature Capture
- 13MP Rear Camera & IR Camera
- Unique UV & LED light system
- 8MP Front Camera with LED
- Contact and Contactless [NFC] Card Reader
- Shock/Drop Resistant
- IP65 Protective Rating

- MI L-STD81 OG Certified
- Multiple Interface Ports Including 2 x Micro SIM
- Removable Long-Life Battery
- Barcode Scanner

\*Note that some of the features mentioned above are dependent on specific model type configurations and do not necessarily apply to all Chameleon 5R models.

## Purpose of this user manual

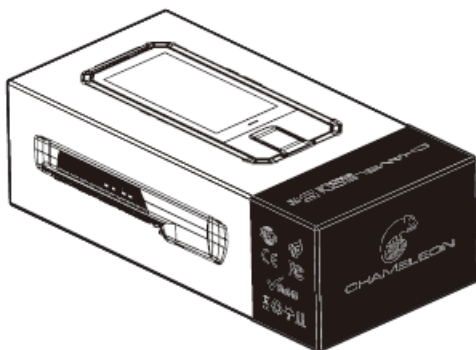
This manual has been designed to introduce the user to the device features and components, and as a step-by-step guide to achieve optimal device performance. The manual is intended to inform the user about proper operating procedures and provide relevant technical information related to the device.

## Warranty

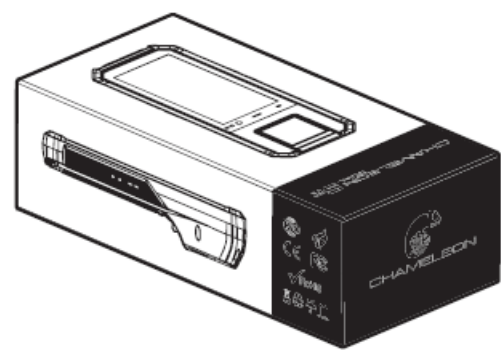
The standard warranty period for the hardware and parts, as well as the workmanship, is 12 [twelve] months. Please visit <https://chameleonbiometrics.com/support/> or contact your local Chameleon agent for extended warranty options and to view our full, comprehensive warranty statement.

## Packaging

Chameleon 5R Single



Chameleon 5R Dual



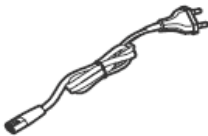



The Chameleon 5R device is neatly and securely packaged inside a custom EVA hardshell case. The hardshell case is packaged inside a custom branded carton box. The following information is present on the carton box:

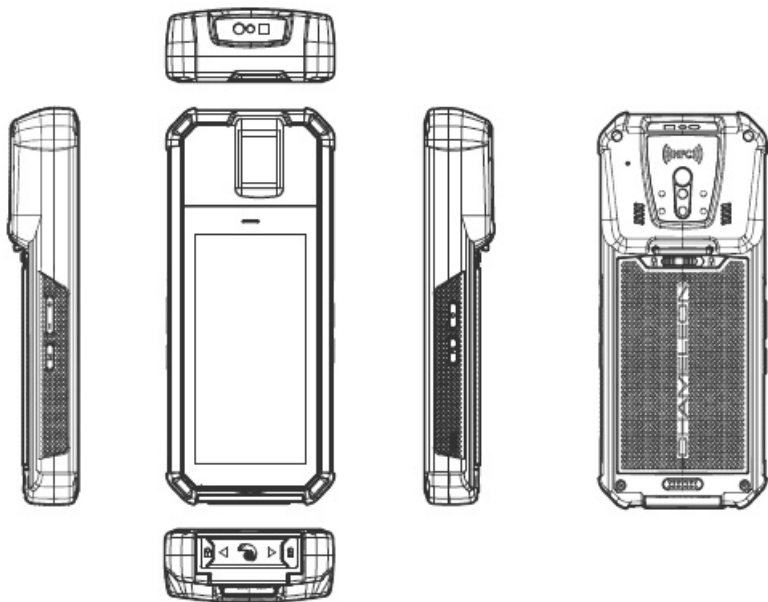
- Supplier Details
- Unique Barcode Tracking & Identification label
- Each Carton Box will also be sealed with a security label

## Parts list

When opening your Chameleon 5R packaging, please check and ensure that all the parts mentioned in the parts list are present and in good working condition.

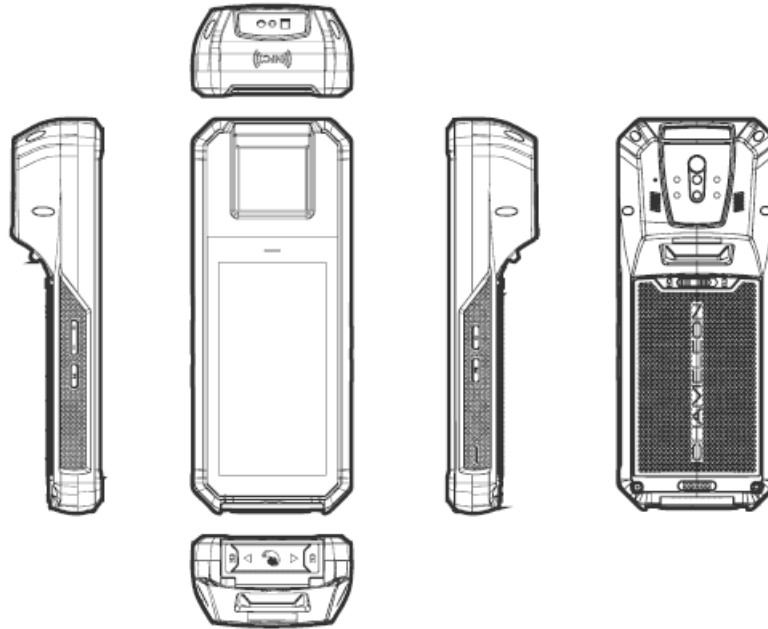
Part / Item	Image	Quantity
Chameleon 5R Single or Dual (with hand strap attached and battery inside device)		1
Power Adapter (Battery Charger)		1
Power Adapter AC Cord		1
Custom EVA Hard Shell Case		1

### Product details – Single



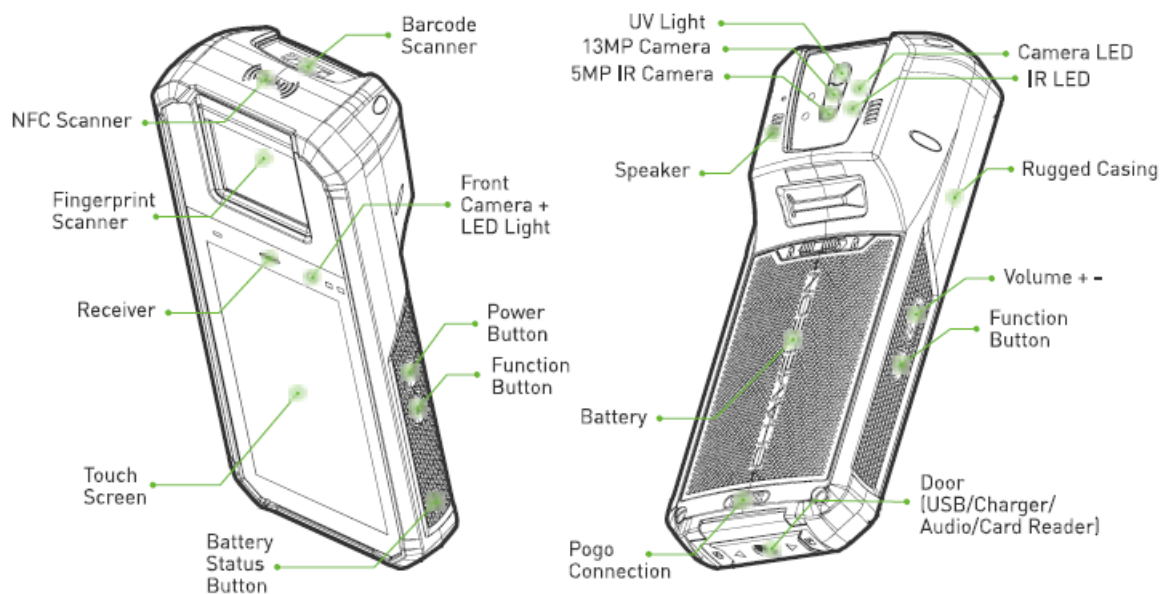
- Dimensions: 225mm x 98mm x 36mm
- Weight: Approx. 690g [depending on configuration]

### Physical Characteristics:



## Product details – Dual

### Physical Characteristics:



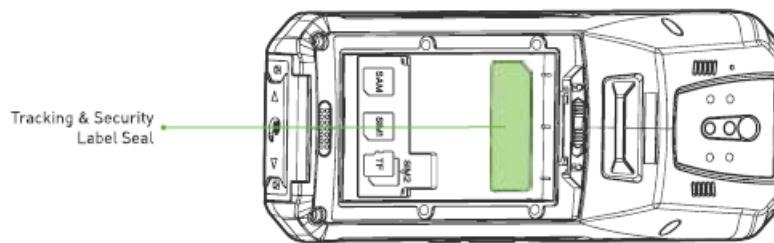
■ Hand strap omitted on image above for clarity.

## Labeling and security

The tamper-evident tracking and security label.

Each Chameleon 5R device will have a unique tamper-evident tracking and security label located underneath the battery. The second copy of this label can be found on the outside of the original packaging. Each label will contain information and tracking data unique to the specific device.

⚠️ NOT ATTEMPT TO REMOVE THE LABEL!



The tamper-evident tracking and security label.



Example



This label cannot be removed without visible and lasting damage. A "VOID" residue will remain on the tablet if the label is tampered with or removed.



## Battery install/removal

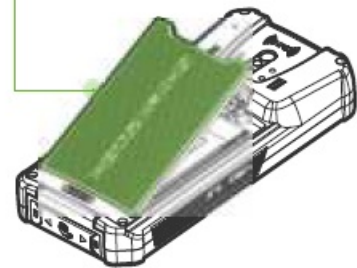
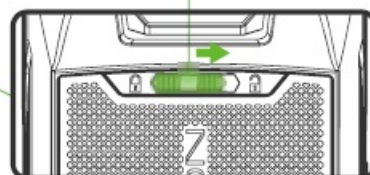
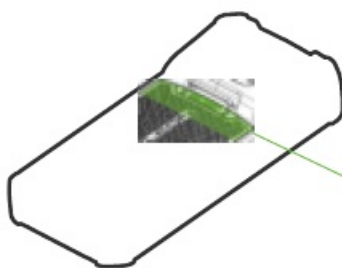
- **WARNING:** Using an incompatible battery increases the risk of fire or explosion. Replace the battery only with a compatible battery purchased from the manufacturer. The battery is designed to work with your Chameleon device. Do not use a battery from any other device.
- **WARNING:** Before removing or replacing the battery, turn off the device, disconnect the AC adapter from the electrical outlet, and remove any other external cables from the device.
- **WARNING:** Not for installation. Remove batteries in hazardous locations.

Loosen and unstrap the fold-over section of the hand strap.

Unlock and remove the battery cover:

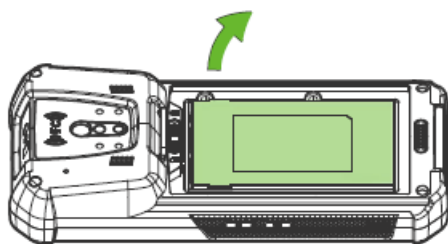
Step 1: Shift button horizontally to the right and hold

Step 2: Lift and remove battery cover



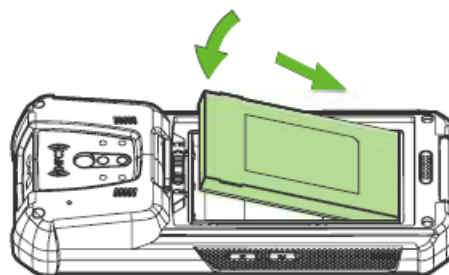
## Remove battery:

Remove battery:



■ Dislodge battery by gripping the battery tab and lifting

Install battery:



■ Slide the battery location pins into position and push down

## Documents / Resources



[CHAMELEON 5R Dual Built-In Dual Fingerprint Scanner](#) [pdf] User Manual  
CHAMELEON5R, 2AM8GCHAMELEON5R, 5R Dual Built-In Dual Fingerprint Scanner, Built-In  
Dual Fingerprint Scanner, Dual Fingerprint Scanner, Fingerprint Scanner, Scanner