



## Cellcom Google Pixel Watch Cellular Service Activating Instructions

[Home](#) » [Cellcom](#) » Cellcom Google Pixel Watch Cellular Service Activating Instructions 📖

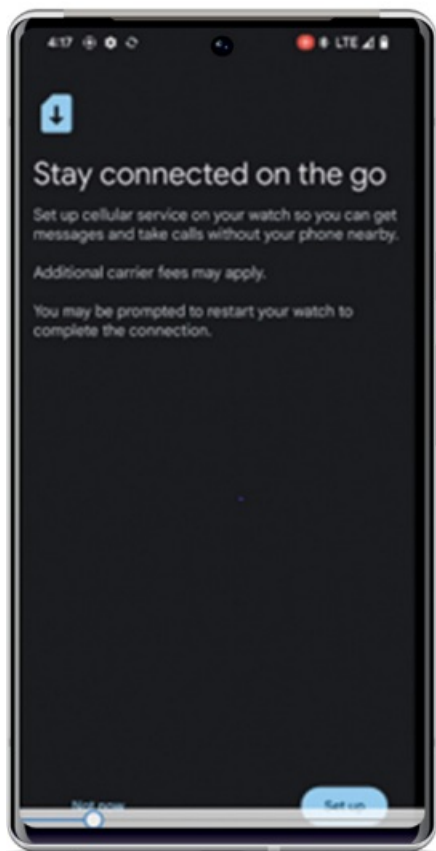
Cellcom Google Pixel Watch Cellular Service Activating Instructions



## Contents

- 1 Set Up Cellular
- 2 Welcome
- 3 myCellcom Login
- 4 Add Device
- 5 Select a Plan
- 6 Accept T&C's
- 7 Device has been added to your account
- 8 Complete Cellular Activation
- 9 Documents / Resources
  - 9.1 References
- 10 Related Posts

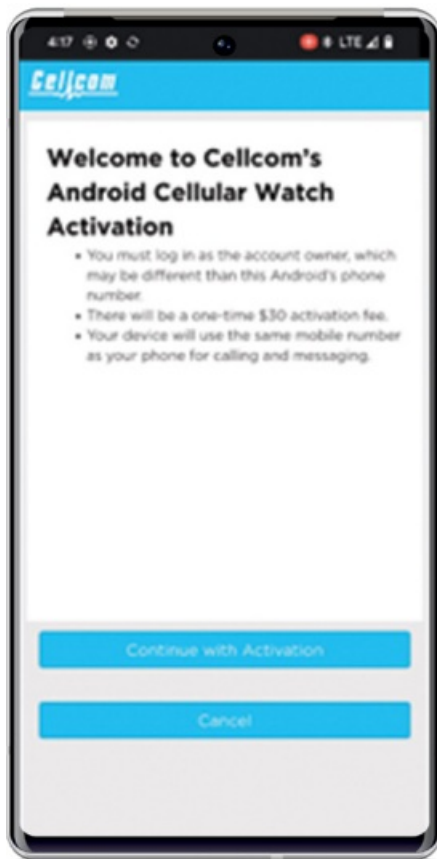
## Set Up Cellular



Setting up your Google Pixel Watch for cellular is easy. First, download the Google Pixel Watch app from the Play Store. Open the Watch app on your Android phone. Go through the pairing and set up instructions.

The stay connected on the go page begins the Cellular set up. Tap on the 'Set Up' button.

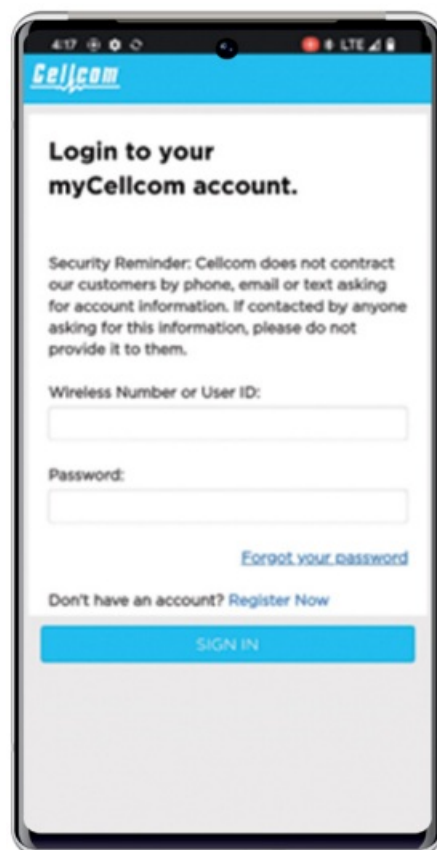
## Welcome



Select "Continue with Activation" to proceed to login.

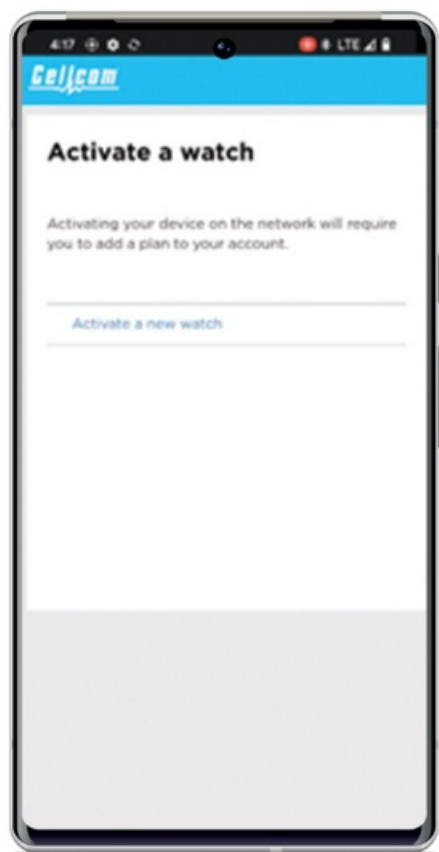
## myCellcom Login

On the login screen, login using your myCellcom username and password.



Not all user types are permitted to activate a cellular watch.

## Add Device



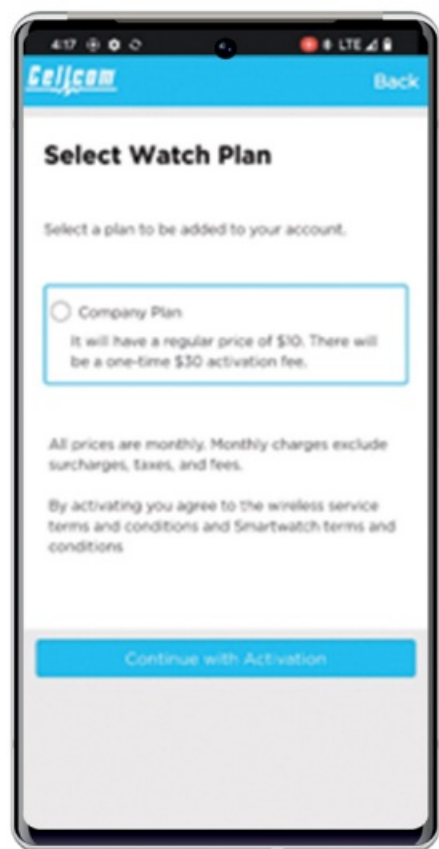
You will now be prompted to add your Pixel Watch as a new cellular device to your Cellcom account.

Tap on the 'Activate a new watch' to add cellular service to your Pixel Watch.

This process will take a few minutes.

Be sure to keep your device turned on and close to your phone.

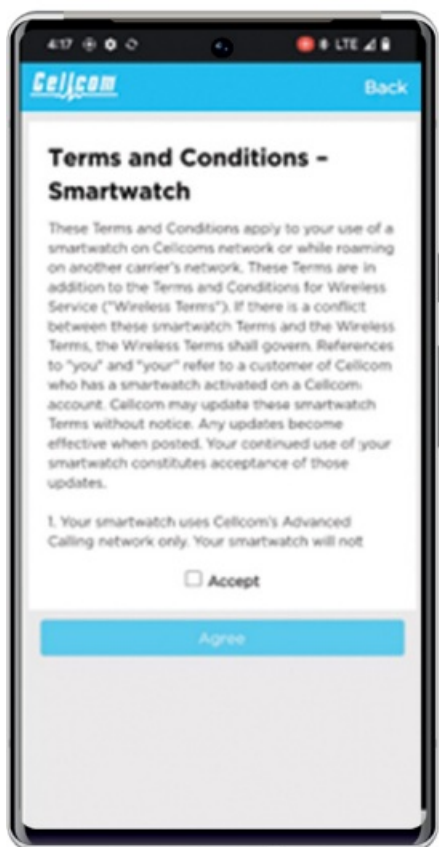
## Select a Plan



Select 'Continue with Activation' if you agree to the one-time activation fee and monthly fee.

## Accept T&C's

Please review the Terms and Conditions, click 'Accept' and "Agree" to continue.



## Device has been added to your account



You will now see your device has been added to your account. You can tap the 'Done' button to exit the myCellcom screen to return to the Watch app to complete the activation process.

## Complete Cellular Activation




It may take several minutes for the device to complete activation and for this screen to become available.

[cellcom.com](https://cellcom.com)

For our Advance Pay customers, please make sure you have enough funds on your account for the watch to work.

**Documents / Resources**

	<p><a href="#">Cellcom Google Pixel Watch Cellular Service Activating</a> [pdf] Instructions Google Pixel Watch Cellular Service Activating, Google Pixel Watch, Cellular Service, Cellular Service Activating, Pixel Watch Service Activating</p>
---	--

**References**

-  [Welcome to Cellcom - Smartphone Deals & Plans - Cellcom](#)