



Cellcom Cellular weBoost App User Guide

[Home](#) » [Cellcom](#) » Cellcom Cellular weBoost App User Guide 

Cellcom Cellular we Boost App User Guide



Thank you for your purchase. For the best experience, please follow the manufacturer's installation guide. In instances where the we Boost App is referenced, use the instructions below to setup your new cellular booster. The we Boost App is not supported.

Find the nearest cell tower (strongest cellular signal)

RSRP is a metric used to measure the power of the cellular signal that your smartphone receives from the nearby cell tower. The power of your cellular signal directly impacts the performance of your cellular booster. Use your Cellcom smartphone, along with the chart, recommended antenna direction and instructions below, to find the location outside your home where RSRP is the strongest.



Installation Address: _____

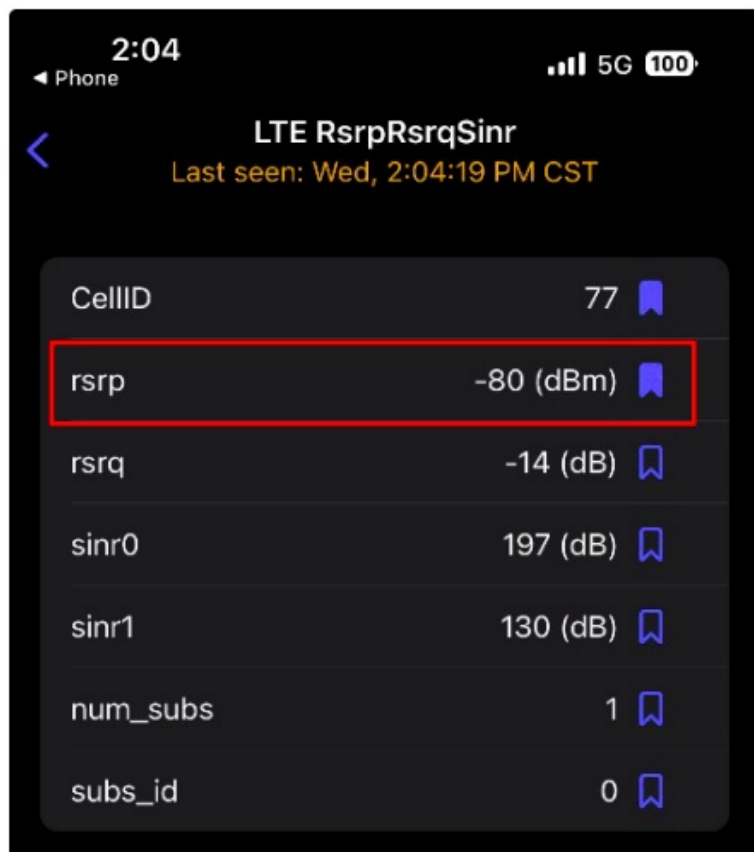
Recommended Antenna Direction: _____

Point the outdoor antenna to the direction of the best signal. If you cannot find an area outside your home with a signal, this solution is not likely to improve your indoor service.

Contents

- [1 Apple iPhone](#)
- [2 Android Smartphone](#)
- [3 Product Technical Support](#)
- [4 Documents / Resources](#)
 - [4.1 References](#)
- [5 Related Posts](#)

Apple iPhone

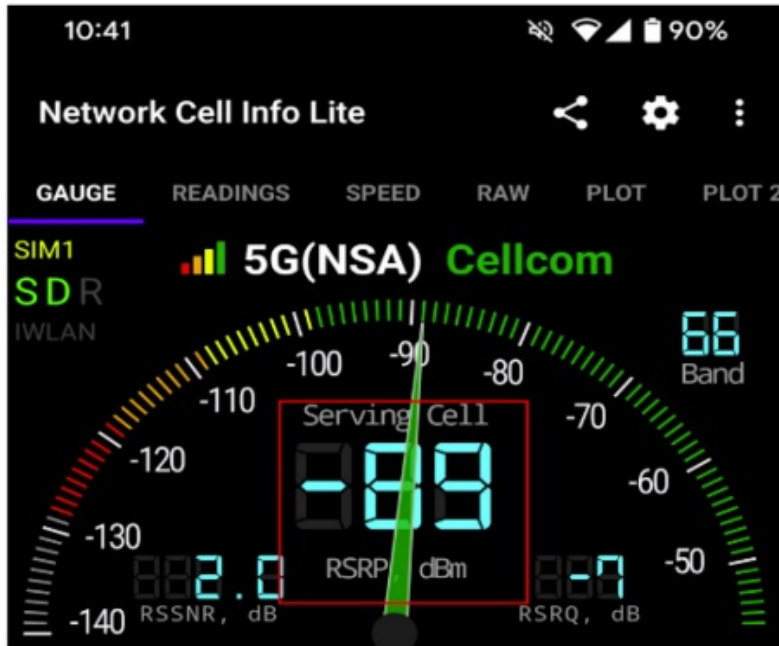


1. Confirm your Cellcom phone is not connected to Wi-Fi
2. Open the Phone app
3. Dial *3001#12345#* then tap Send
4. Tap RsrpRsrqSinr
5. Monitor the RSRP value as you walk around the exterior of your home and note where the signal is the strongest. If RSRP is not in your menu, please restart phone and attempt again.

Location: _____
Signal Strength (RSRP): _____

Figure 1 – Field test mode as viewed in iOS 17, if you have a different iOS version, the menu options may vary.

Android Smartphone



1. In the Google Play Store, search for the Network Cell Info Lite application by M2Catalyst
2. Download and open the Network Cell Info Lite application and accept all permissions
3. Confirm the Gauge tab is selected along the top
4. Monitor the RSRP, db value as you walk around the exterior of your home

Location: _____

Signal Strength (RSRP): _____

Product Technical Support

Cellcom Customer Care

Support Center: <https://www.cellcom.com/contact> Phone: 1-[800-236-0055](tel:800-236-0055) or 611 from your Cellcom phone

Cellular Booster Registration


Once you have installed your cellular booster, you will need to register it with Cellcom. This will automatically grant you the approval required by the FCC to use a commercial cellular booster.

Registration Link: Cellcom Consumer Signal Booster Registration:

[https://www.cellcom.com/booster Registration.html](https://www.cellcom.com/booster%20Registration.html)



Documents / Resources



Cellcom

Cellcom Cellular weBoost App

Cellular weBoost App, App

Cellcom Cellular weBoost App [pdf] User Guide

Cellular weBoost App, App

References

-  [Cellcom](#)
-  [Cellcom](#)
- [User Manual](#)

Manuals+, Privacy Policy

This website is an independent publication and is neither affiliated with nor endorsed by any of the trademark owners. The "Bluetooth®" word mark and logos are registered trademarks owned by Bluetooth SIG, Inc. The "Wi-Fi®" word mark and logos are registered trademarks owned by the Wi-Fi Alliance. Any use of these marks on this website does not imply any affiliation with or endorsement.