



catchbox mod wireless microphone system User Guide

[Home](#) » [catchbox mod](#) » catchbox mod wireless microphone system User Guide 

Contents

- [1 catchbox mod wireless microphone system User Guide](#)
- [2 wireless microphone system](#)
- [3 General Specifications](#)
- [4 Audio frequency response](#)
- [5 Adapter cables included](#)
- [6 Quick start guide](#)
- [7 Read More About This Manual & Download PDF:](#)
- [8 Documents / Resources](#)
- [9 Related Posts](#)

catchbox mod wireless microphone system User Guide



wireless microphone system

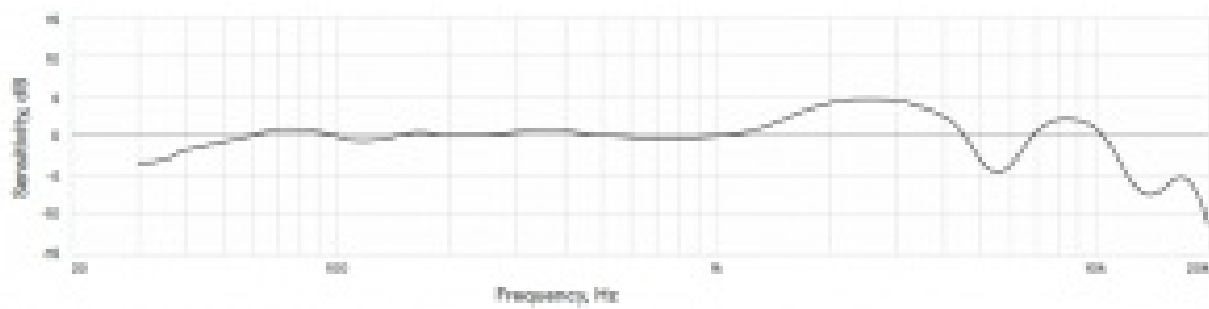
Catchbox Mod converts any wireless beltpack transmitter into a Catchbox throwable microphone for audience engagement. Catchbox Mod comes with an integrated professional microphone element and features Automute™ technology, which automatically mutes the Catchbox when in motion. Specially designed adapter cables ensure full compatibility with transmitters from all major wireless microphone brands.

General Specifications

Weight (with Cover, without wireless transmitter)	280 g / 9.90 oz
Dimensions (with Cover)	180 x 180 x 180 mm / 7 x 7 x 7 in
Built-in Automute technology	Yes
Working range	Depends on the wireless system used*
Battery type	1 x AA (LR6)
Battery life >	20 hours (with alkaline battery)
Microphone element	Electret condenser, omni-directional
Additional audio latency	0 ms
Audio frequency response	30 to 20 000 Hz
Operating temperature range	0 °C (32 °F) to 30 °C (86 °F)
Storage temperature range	0 °C (32 °F) to 50 °C (122 °F)
Wireless charger compatible	No

* The actual operating range depends upon the RF output settings, the surroundings, the signal absorption, signal reflection and signal interference

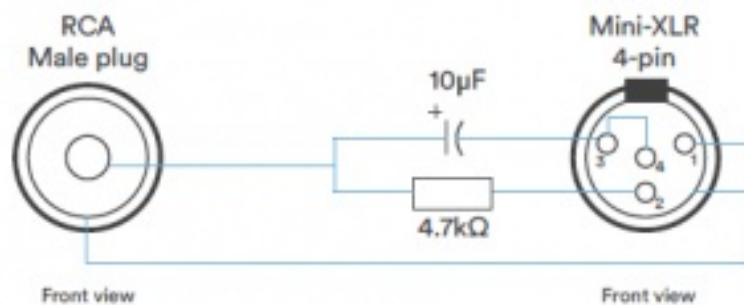
Audio frequency response




* Note: Frequency response is measured with attached foam cap

Adapter cables included

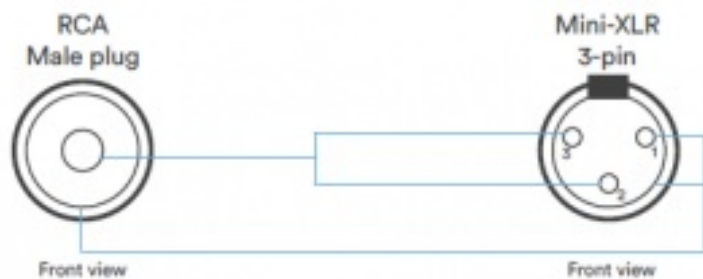
Mini-XLR TA4 (Shure compatible)



3.5 mm / 1/8in jack (Sennheiser compatible)



Mini-XLR TA3 (AKG compatible)



RCA to 4 pin mini XLR cable





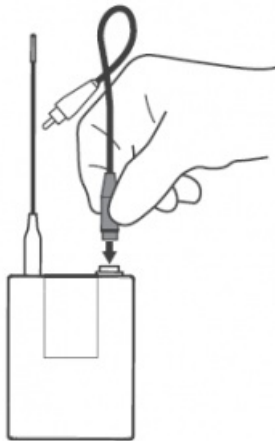
RCA to 3 pin mini XLR cable



Cables for other brand transmitters available for purchase. See full compatibility list on our website

Quick start guide

1. Plug the compatible adapter cable to the 3rd party trasnsmitter




2. Plug the adapter cable to Catchbox Mod and make sure that the transmitter is safely fitted in the cavity



Cavity dimensions – 87 × 68 × 30 mm / 3.4 × 2.7 × 1.1 in

Read More About This Manual & Download PDF:

Documents / Resources



[catchbox mod wireless microphone system](#) [pdf] User Guide
wireless microphone system