



CARVIN TR1502 Speaker System Instructions


[Home](#) » [CARVIN](#) » CARVIN TR1502 Speaker System Instructions 

Contents

- [1 CARVIN TR1502 Speaker System](#)
- [2 INSTRUCTIONS](#)
- [3 RECEIVING INSPECTION](#)
- [4 PRECAUTIONS](#)
- [5 WARRANTY](#)
- [6 HOOKUP DIAGRAMS](#)
- [7 Documents / Resources](#)
 - [7.1 References](#)

CARVIN

CARVIN TR1502 Speaker System



Specifications

- Model: TR1502 Speaker System
- Power Handling: 600w Continuous Program Power
- Recommended Amp: 100 to 1200 watts
- Crossover Type: C1502 Constant Voltage
- Inputs/Outputs: Two 1/4" phone jacks, two Speakon™ connectors
- Bi-Amp Support: Yes (Panel Switch)
- Horn Driver Protection: Yes (Maintenance Free)
- Woofer Enclosure Type: Vented Box
- Enclosure Covering: Black Duratuff IITM

Product Usage Instructions


Speaker Cables

For speaker hookups, we recommend using the following cables:

- **PH50:** This standard cable features 1/4" plugs and 16 gauge copper wire. It is suitable for lengths up to 50' under normal use. You can daisy-chain up to one additional speaker per cable by using the unused 1/4" OUTPUT jack on your speaker jack plate. Make sure to note the total impedance to the amp so it is not lower than the recommended impedance. Refer to the Typical Loudspeaker Impedance Configurations for more information.
- **SPK25, SPK50 & SPK100:** These professional cables feature Speakon™ lock-on connectors with heavy 4

conductor 12 gauge copper wire. They are to be connected in the same way as the PH50 with compatible amps.

INSTRUCTIONS



Congratulations on your selection of the 1502 loudspeaker. As one of the finest speaker systems made, the TR1502 will reproduce your music with the purest, most natural sound available. The high powered titanium horn and 15" woofer response even under the most stressful, intense power levels. The computer-aided tuned-ported enclosures offer the best frequency response possible from the heavy-duty cast frame 15" woofer. The featured Trapezoid enclosure offers a 15° angle off-set on each side for you to stack or hang the enclosures together creating full, gapless coverage. Hookups are easy too, with either 1/4" jacks or professional Speakon™ connectors as a Bi-amped or full-range system. We recommend our 18' TR1801 sub-woofer system if you require more bass.

RECEIVING INSPECTION

INSPECT YOUR SPEAKER FOR ANY DAMAGE that may have occurred during shipping. If any damage is found, please notify the shipping company & CARVIN.

SAVE THE CARTON & ALL PACKING MATERIALS. In the event you have to re-ship your unit, always use the original carton and packing material. This will provide the best possible protection during shipment. CARVIN and the shipping company are not liable for any damage caused by improper packing.

SAVE YOUR INVOICE. It will be required for warranty service if needed in the future.

SHIPMENT SHORTAGE. If you find items missing, they may have been shipped separately. Please allow several days for the rest of your order to arrive before inquiring.

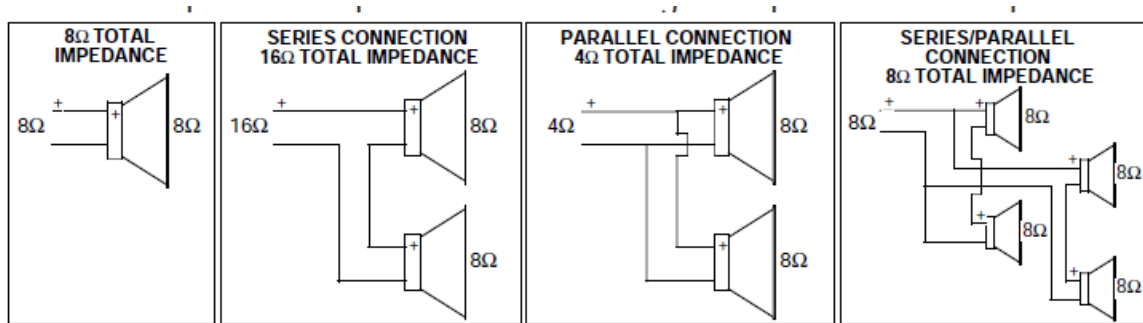
RECORD THE SERIAL NUMBER on the enclosed warranty card or below on this manual for your records. Keep your portion of the card and return the portion with your name and comments to us.

SUGGESTIONS FOR OPTIMAL PERFORMANCE

Raise the enclosure to the ear level of your audience for greater coverage. To help control feedback, use a graphic equalizer. Keep the speakers in front of the microphone. Never direct the microphone towards the speaker. For greater coverage, add a second speaker system 20° to 30° off axis.

TYPICAL LOUDSPEAKER IMPEDANCE CONFIGURATIONS

Individual speaker or speaker cabinet wiring examples for total impedance.



For your records, you may wish to record the following information. Serial No. _____ Invoice
Date _____
76-01502 0298

REAR CONNECT PLATE

Two standard 1/4" phone jacks and two Speakon™ connectors are featured. See other side for hookup diagrams.



SPEAKER CABLES

Our standard cable for speaker hookups is the PH50. This cable features 1/4" plugs and 16 gauge copper wire. The PH50 is adequate for lengths up to 50' under normal use. You can DAISY-CHAIN up to one additional speaker per cable by using the unused 1/4" OUTPUT" jack (right side) on your speaker jack plate. Be sure to note the total impedance to the amp so it is not lower than it's recommended impedance. See Typical Loudspeaker Impedance Configurations.

Our professional SPK25, SPK50 & SPK100 cables feature Speakon™ lock-on connectors with heavy 4 conductor 12 gauge copper wire. These cables are to be connected in the same way as the PH50 with compatible amps.

PRECAUTIONS

1. DO NOT EXCEED THE POWER RATING marked on the rear connect plate. Excessive power will destroy drivers.
2. DISTORTION from power amps will destroy drivers much faster than clean power.
3. WATER, MOISTURE, and DUST are harmful to drivers causing failure which is not covered under warranty.

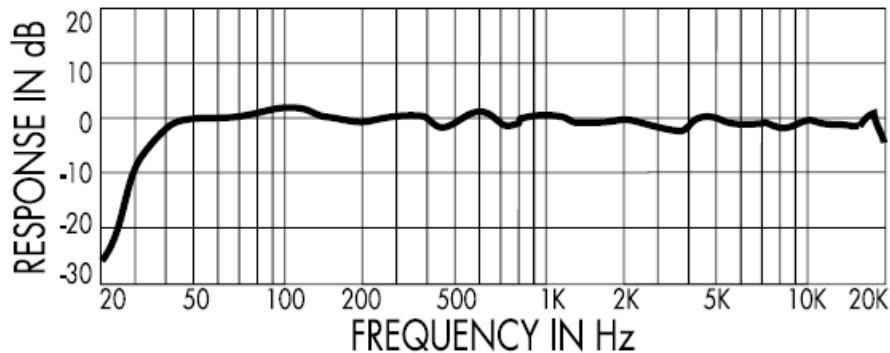
WARRANTY

CARVIN loudspeakers are covered by a ONE year limited warranty unless otherwise stated. Warranty coverage is limited to original manufactures defects only.

WARRANTY DOES NOT COVER

1. Opened or burned voice coils.
2. Torn cones caused by improper packing or abuse.
3. Damage from rain, moisture, ETC. When returning defective driver(s), remove them from the enclosure to reduce shipping costs . DO NOT stuff paper into the driver(s). Return pre-paid by UPS. Include your address and description of the problem. Your driver(s) will be returned COD for the cost of shipping and reconditioning if not covered under warranty.

TR1502 FREQUENCY RESPONSE



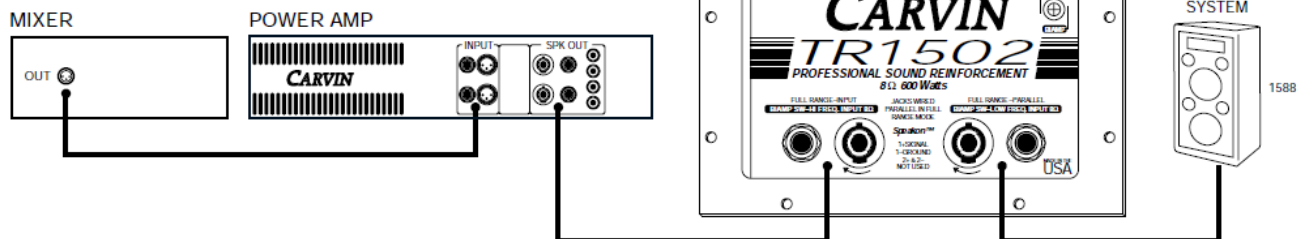
MODEL TR1502 SPEAKER SYSTEM SPECS

- Frequency Response: 48 Hz to 19 kHz ± 3 dB
- Useable Low Frequency: 36 Hz (-10 dB)
- Power Handling: 600w Continuous Program Pw
- Recommended Amp: 100 to 1200 watts
- Sensitivity: 103 dB SPL, 1 Watt @ 1 meter
- Coverage Angles: 90° Horizontal, 45° Vertical
- Nominal Impedance: 8½
- Crossover Type: C1502 Constant Voltage
- Inputs/Outputs: Two 1/4", two Speakon™
- Bi-Amp Support: Yes—Panel Switch
- Horn Driver Protection: Yes—Maintenance Free
- Woofer Enclosure Type: Vented Box
- Enclosure Covering: Black Duratuff II™
- Dim/Wt: 20.25"W x 18.75"D x 30"H, 65lbs.
- Optional Cables: PH50, SPK25, SPK50, SPK100
- Optional Vinyl Cover: CVS1502

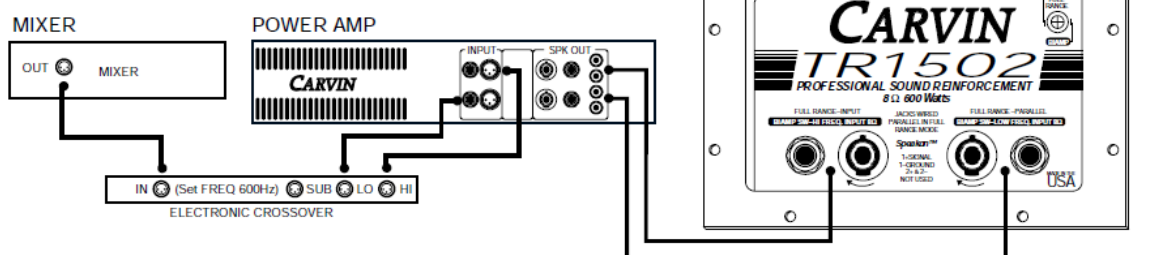
12340 World Trade Drive, San Diego, CA 92128 (619) 487-1600 (800) 854-2235 www.carvin.com

HOOKUP DIAGRAMS

NORMAL FULL RANGE HOOKUP



BI-AMP HOOKUP



Documents / Resources



[CARVIN TR1502 Speaker System \[pdf\] Instructions](#)
TR1502, TR1502 Speaker System, Speaker System, System

References

- [Carvin Audio Great Sounding Gear For Musicians and Sound Professionals](#)
- [Manual-Hub.com - Free PDF manuals!](#)
- [User Manual](#)

Manuals+. Privacy Policy

This website is an independent publication and is neither affiliated with nor endorsed by any of the trademark owners. The "Bluetooth®" word mark and logos are registered trademarks owned by Bluetooth SIG, Inc. The "Wi-Fi®" word mark and logos are registered trademarks owned by the Wi-Fi Alliance. Any use of these marks on this website does not imply any affiliation with or endorsement.