



CARSON SV-40 HandsFree 4x LED Magnifier User Manual

[Home](#) » [Carson](#) » CARSON SV-40 HandsFree 4x LED Magnifier User Manual 

Contents

[1 CARSON SV-40 HandsFree 4x LED Magnifier User Manual](#)

- [1.1 PRODUCT SPECIFICATION](#)
- [1.2 INSTALLING THE BATTERIES](#)
- [1.3 BATTERY WARNING](#)
- [1.4 TURNING ON LED LIGHT](#)
- [1.5 CARE](#)

[2 Documents / Resources](#)

[3 Related Posts](#)

CARSON SV-40 HandsFree 4x LED Magnifier User Manual

CARSON®



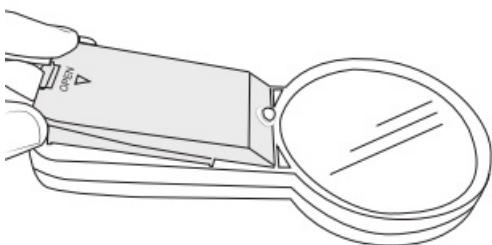
Congratulations on selecting your new Hands Free, LED Magnifier! In order to achieve optimum performance, please follow instructions for proper use and care.

PRODUCT SPECIFICATION

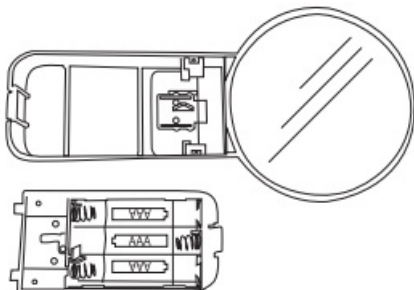
Magnification:	4x
Lens Diameter:	76mm (3")
Weight:	0.185 lbs
Dimensions:	3.1" x 1" x 6.2"
Illumination:	LED
Batteries:	3 AAA batteries (not included)

INSTALLING THE BATTERIES

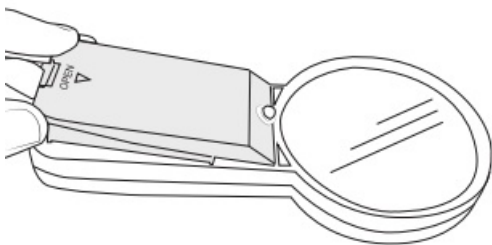
1. Remove battery box from magnifier handle.



2. Insert 3 AAA batteries in the correct polarity.



3. Reattach battery box.

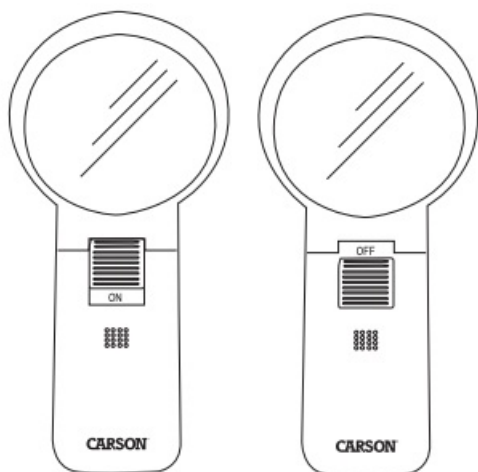


BATTERY WARNING

Use only alkaline batteries. Mixing old and new, different brands or types within brands may cause batteries to leak, overheat or explode. Keep away from fire or excessive heat. Inspect batteries for corrosion or leakage. Insert in direction indicated. Rechargeable batteries not recommended.

TURNING ON LED LIGHT

Slide light switch Up to turn ON and Down to turn OFF .



CARE

Clean using microfiber lens cloth. Do not use any abrasives, chemical cleaners, or solvents.

Customer Service:

If you experience any difficulties, please contact us and we will be happy to help you.



info@carson.com



uksupport@carson.com




eusupport@carson.com

For warranty information, visit www.carson.com/warrant

www.carson.com

Carson Optical 2070 5th Avenue, Ronkonkoma, NY 11779 | Tel: 631-963-5000

Documents / Resources



[CARSON SV-40 HandsFree 4x LED Magnifier](#) [pdf] User Manual

SV-40, HandsFree 4x LED Magnifier