



CARSON MJ-30 Folding Handle Magnifier 2.5x LED Magnifier User Manual

[Home](#) » [Carson](#) » CARSON MJ-30 Folding Handle Magnifier 2.5x LED Magnifier User Manual 

Contents

- [1 CARSON MJ-30 Folding Handle Magnifier 2.5x LED Magnifier](#)
- [2 PRODUCT SPECIFICATION:](#)
- [3 INSTALLING THE BATTERY:](#)
- [4 Documents / Resources](#)
- [5 Related Posts](#)

CARSON®

CARSON MJ-30 Folding Handle Magnifier 2.5x LED Magnifier



Congratulations on selecting your new Folding Handle Magnifier! In order to achieve optimum performance, please follow instructions for proper use and care.

PRODUCT SPECIFICATION:

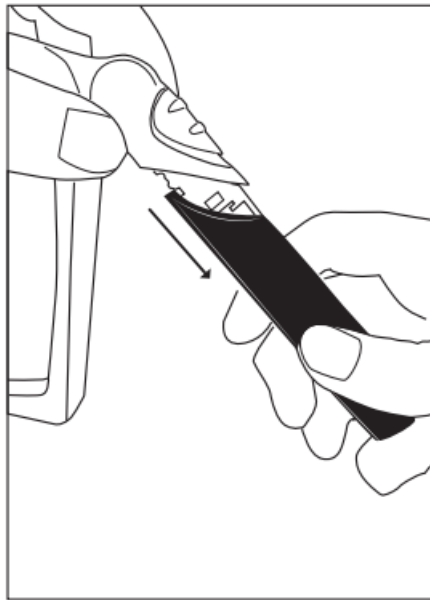
Magnification:	2.5x
Lens Diameter:	76mm x 51mm (3 x 2")
Weight:	0.186 lbs
Dimensions:	4.1" x 0.9" x 6.3"
Illumination:	LED
Batteries:	1 AAA battery (not included)

BATTERY WARNING:

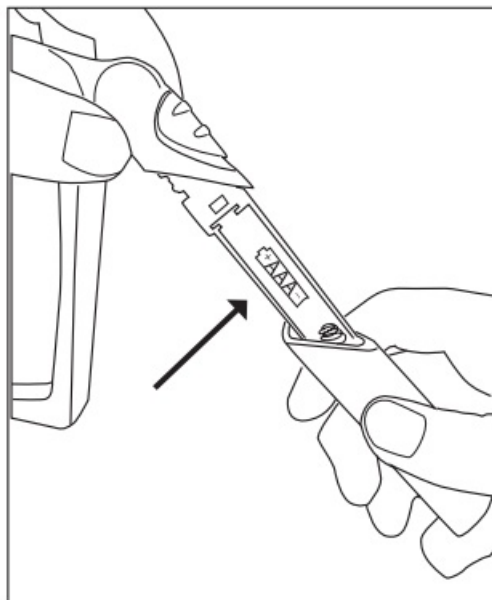
Use only alkaline batteries. Mixing old and new, different brands or types within brands may cause batteries to leak, overheat or explode. Keep away from fire or excessive heat. Inspect batteries for corrosion or leakage. Insert in direction indicated. Rechargeable batteries not recommended.

INSTALLING THE BATTERY:

1. With one hand holding the top of magnifier, use the other hand to pull down on handle as shown below.

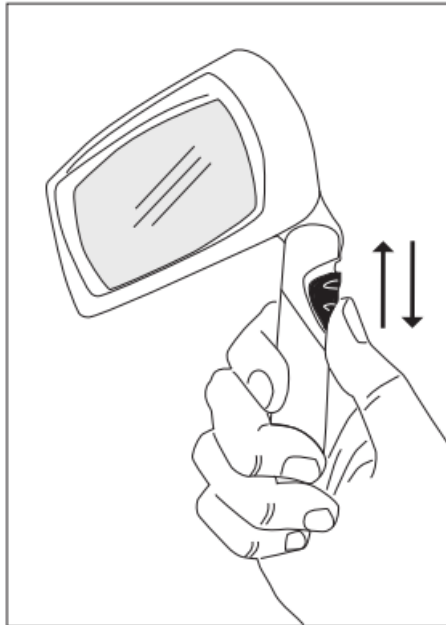


2. Insert 1 AAA battery in the correct polarity, then replace battery handle.



TURNING ON LED LIGHT:

Slide switch up/down to turn ON or OFF.

**CARE:**

Clean using microfiber lens cloth. Do not use any abrasives, chemical cleaners, or solvents.

Customer Service:

If you experience any difficulties, please contact us and we will be happy to help you.

US

info@carson.com

UK

uksupport@carson.com

eusupport@carson.com

For warranty information, visit www.carson.com/warranty

www.carson.com

Carson Optical 2070 5th Avenue, Ronkonkoma, NY 11779 | Tel: 631-963-5000

Documents / Resources

[CARSON MJ-30 Folding Handle Magnifier 2.5x LED Magnifier](#) [pdf] User Manual
MJ-30, Folding Handle Magnifier 2.5x LED Magnifier