



CARSON GN-11 4x Glass Magnifier with Attached Case Owner's Manual

[Home](#) » [Carson](#) » CARSON GN-11 4x Glass Magnifier with Attached Case Owner's Manual 

Contents

- [1 CARSON GN-11 4x Glass Magnifier with Attached Case](#)
- [2 PRODUCT SPECIFICATION](#)
- [3 USING THE MAGNIFIER](#)
- [4 CARE](#)
- [5 Documents / Resources](#)
 - [5.1 References](#)
- [6 Related Posts](#)

CARSON®

CARSON GN-11 4x Glass Magnifier with Attached Case



Congratulations on selecting your new magnifier! In order to achieve optimum performance, please follow instructions for proper use and care.

PRODUCT SPECIFICATION

- **Magnification:** 4x
- **Lens Diameter:** 48mm (1.9")
- **Weight:**0.07 lbs
- **Dimensions:**2.2" x 0.4" x 5.3"

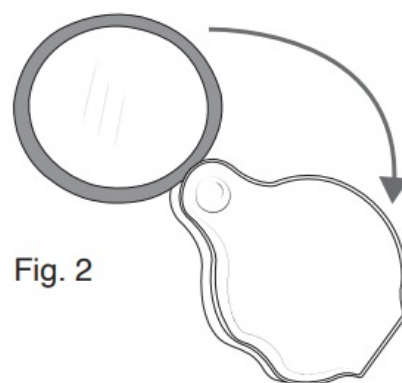
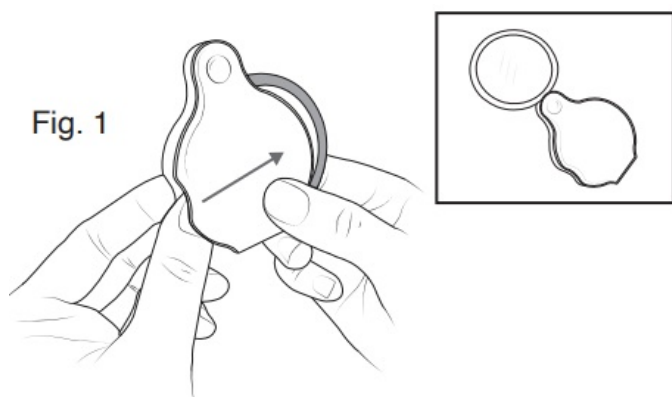
USING THE MAGNIFIER

1. Slide magnifier from protective case and extend upwards (Fig. 1).
2. Place magnifier over the subject you are viewing.

For Best Results:

Depending on your vision, you may need to move the magnifier closer or further away until focused.

3. Return magnifier to its protective case when through (Fig. 2).



CARE

Clean using microfiber lens cloth. Do not use any abrasives, chemical cleaners, or solvents.

Customer Service:

If you experience any difficulties, please contact us and we will be happy to help you.


- info@carson.com
- uksupport@carson.com
- eusupport@carson.com

For warranty information, visit www.carson.com/warranty

www.carson.com

Carson Optical 2070 5th Avenue, Ronkonkoma, NY 11779 | Tel: 631-963-5000

Documents / Resources

	<p>CARSON GN-11 4x Glass Magnifier with Attached Case [pdf] Owner's Manual GN-11, GN-11 4x Glass Magnifier with Attached Case, 4x Glass Magnifier with Attached Case, Glass Magnifier with Attached Case, Attached Case</p>
--	--

References

-  [Carson Optical](#)