



## Carrier TIC2022-0007 Modulating 4-Way Multipoise Condensing Gas Furnace Instructions

[Home](#) » [Carrier](#) » Carrier TIC2022-0007 Modulating 4-Way Multipoise Condensing Gas Furnace Instructions 

Carrier TIC2022-0007 Modulating 4-Way Multipoise Condensing Gas Furnace Instructions



### Contents

- [1 Products Affected](#)
- [2 Situation](#)
- [3 Technical Information](#)
- [4 Special Notes](#)
- [5 Documents / Resources](#)
- [6 Related Posts](#)

### Products Affected

All 90% Condensing Furnace Models

### Situation

Feedback from the field has demonstrated difficulty in maintaining a secure connection between the condensate trap and condensate drain elbow in the upflow orientation with left side drain connection

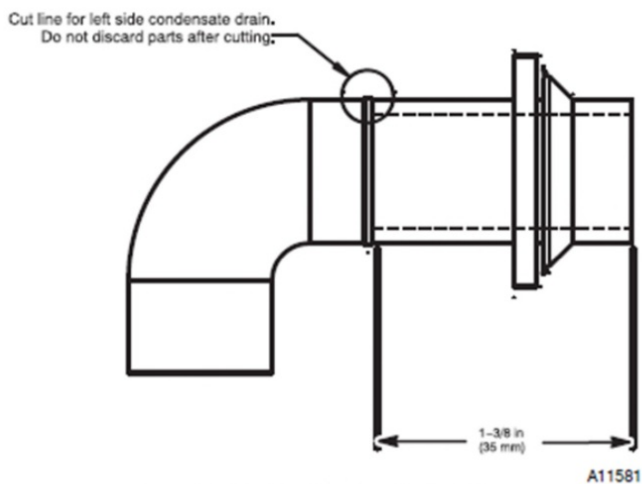
### Technical Information

To allow for a secure attachment between the condensate trap and the condensate drain elbow, a modification to the installation instructions is being implemented. The modified installation process is to:

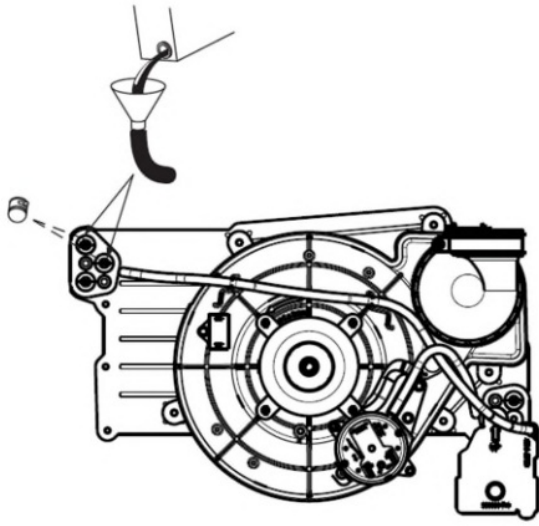
1. Remove the inducer housing and condensate trap.
2. Cut the rubber drain elbow according to Fig. 15 (from the installation guide) **DO NOT DISCARD THE FORMED GROMMET OR RUBBER ELBOW.**
3. Remove the knock-out from the left side of the casing and install the FORMED GROMMET Fig. 3
4. Assemble the Z-pipe, RUBBER ELBOW, and condensate trap external to the unit.
5. Slide the spring clamp for the Z-pipe/grommet connection over the Z tube Fig. 3
6. Adjust the Z-pipe orientation prior to final installation to ensure the Z pipe will be as horizontal as possible and NOT resting on any sheet metal parts.
7. Secure the FORMED GROMMET to the Z-pipe with the spring clamp. Fig. 4
8. Re-attach the condensate trap with Z-pipe assembly. Make fine adjustments to the Z-pipe orientation as needed to ensure the Z-pipe is as horizontal as possible and NOT resting on any sheet metal parts. Fig. 2
9. Prime condensate trap with water

Only trained and qualified personnel should design, install, repair and service HVAC systems and equipment. All national standards and safety codes must be followed when designing, installing, repairing and servicing HVAC systems and equipment. It is the responsibility of the Dealer to ensure local codes, standards, and ordinances are met.

1. Remove upper and middle collector box drain plugs opposite of the condensate trap See Fig. 66
2. Connect field-supplied 5/8-in (16 mm) ID tube with attached funnel to collector box drain connection. See Fig. 66
3. Pour one quart (liter) of water into funnel/tube. Water must run through collector box, overfill condensate trap, and flow into open field drain.
4. Remove funnel; replace collector box drain plug.
5. Connect field-supplied 5/8-in (16 mm) ID tube with attached funnel to middle collector box drain port
6. Pour one quart (liter) of water into funnel/tube. Water must run through collector box, overfill condensate trap, and flow into open field drain
7. Remove funnel and tube from collector box and replace collector box drain plug.



**Fig. 15 - Modify Rubber Drain Elbow**



A11392

**Fig. 66 - Priming Condensate Trap**  
(Appearance May Vary)

## Special Notes


1. The inducer housing and condensate trap screws should be torqued to 17.5 +/- 2.5 in-lbs. Do not use power tools, use hand tools only, and torque to a maximum of 20 inlbs




**Fig. 1 For Reference Only: Top-view, Fully Assembled Z-pipe**



**Fig. 2 For Reference Only: Front-view, Z-pipe Assembly External to Unit**




**Fig. 3 Installation of Formed Grommet & Z-Pipe/Grommet Spring Clip**



**Fig. 4 Formed Grommet Secured to Z-Pipe**

Only trained and qualified personnel should design, install, repair and service HVAC systems and equipment. All national standards and safety codes must be followed when designing, installing, repairing and servicing HVAC systems and equipment. It is the responsibility of the Dealer to ensure local codes, standards, and ordinances are met.



[Carrier TIC2022-0007 Modulating 4-Way Multipoise Condensing Gas Furnace](#) [pdf] Instructions

TIC2022-0007 Modulating 4-Way Multipoise Condensing Gas Furnace, TIC2022-0007, Modulating 4-Way Multipoise Condensing Gas Furnace