



# CarlinKit A2A Wireless Android Auto Adapter Instruction Manual

[Home](#) » [Carlinkit](#) » CarlinKit A2A Wireless Android Auto Adapter Instruction Manual 



## INSTRUCTION MANUAL

\*Please read this instruction manual carefully before using the product, and keep it properly  
P2210-2) 202212

### Contents

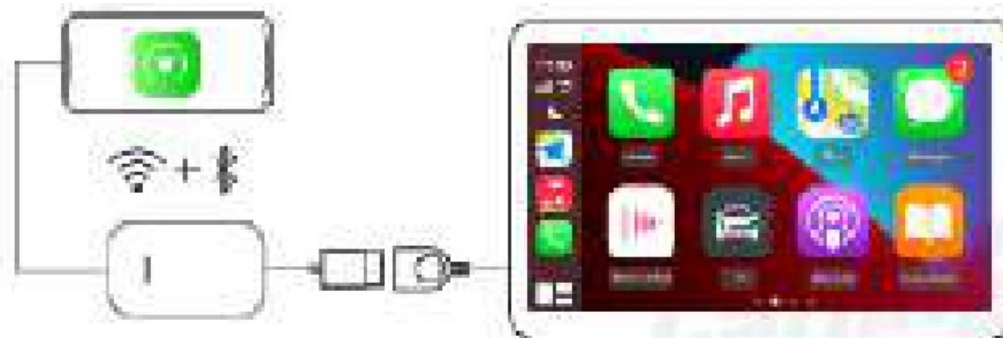
- [1 Product Function Introduction](#)
- [2 Connection Diagram](#)
- [3 LED Light Description](#)
- [4 Product Specifications](#)
- [5 Supported Vehicles & Mobile Phones |](#)
- [6 Wireless CarPlay / Android Auto Connection Steps](#)
- [7 List Management](#)
- [8 Update Version Online / Report Issues](#)
- [9 Android Auto UI Interface Display](#)
- [10 Android Auto Considerations](#)
- [11 After-sales service](#)
- [12 Documents / Resources](#)
  - [12.1 References](#)
- [13 Related Posts](#)

## Product Function Introduction

By connecting to your car's USB port, your factory wired CarPlay can be upgraded to wireless CarPlay/Android Auto.

## Connection Diagram

- CarPlay connection (Wired / Wireless Connection)



- Android Auto connection (Wired / Wireless Connection)



## LED Light Description

- Red status: power indication
- Green: successful connection

## Product Specifications

- Power input: 5V  $\approx$  1A
- Power output: 5V  $\approx$  1A
- Power consumption: 0.75W
- Compatible resolution: adaptive

## Supported Vehicles & Mobile Phones |

- iPhone: iPhone 6 and above, applicable to (OS 10 and above version)
- Android phone: Android 10.0 and above, some require Android 11.0 and above version
- Supported car models: Car with factory wired CarPlay

Specific model query: <https://www.apple.com.cn/ios/carplay/available-models>

## Wireless CarPlay / Android Auto Connection Steps

1. Insert the adapter into the car's USB port
2. Turn on the Wi-Fi and Bluetooth of the iPhone/Android phone
3. Enter the Bluetooth interface of the iPhone/Android phone, and search for the Bluetooth name displayed on the car screen
4. Click to connect




## List Management

- Select your phone name in the list to connect
- Long presses your phone name in the list to delete pairing

## Update Version Online / Report Issues



<http://192.168.50.2>

- Procedure: Enter the Background
  - 1 Insert the adapter into the car's USB port
  2. Mobile phone connects to the adapter's WiFi
  3. Phone: Scan the QR code with the camera, or enter 192.168.50.2 using the browser that comes with your iPhone !

Android phone: Scan the QR code with the camera, or use any browser to enter 192.168.50.2  
(Note: please make sure your phone is connected to the mode network)
- Click "Check Update" (Picture 1)
  1. You can check whether & is the latest version
  2. You can upgrade and update the latest version online

(Notes. Please contact customer service for version upgrade, self-upgrade may cause product damage).

- Click “Feedback” (Picture 1)
  1. Enter your car’s brand + model + year and report any product usage issues. (Picture 2)
  2. Send the screenshot of the contents to customer service personnel.
  3. Once submitted, a technician will follow up and fix the problem



## Android Auto UI Interface Display



## Android Auto Considerations

- Download and install the Android Auto app from Google Play on your Android phone
- Check if your phone supports wireless Android Auto



## After-sales service

Dear user, thank you for using this product. In order to protect your rights and interests, we will provide you with high-quality after-sales service. You can enjoy one-year warranty service from the date of purchase (under normal use, the product itself is a failure caused by Quality problems).



Please keep this card property, as the necessary proof of warranty service, the company reserves the right to interpret the after-sales service of this product.

## Warranty Card

Name	
Purchase date	
Phone number	
E-Mail	
Address	
Dealer's name (stamped)	
Warranty content	



## Documents / Resources

	<p><a href="#">CarlinKit A2A Wireless Android Auto Adapter</a> [pdf] Instruction Manual</p> <p>A2A Wireless Android Auto Adapter, A2A, Wireless Android Auto Adapter, Android Auto Adapter, Auto Adapter, Adapter</p>
	<p><a href="#">CarlinKit A2A Wireless Android Auto Adapter</a> [pdf] User Guide</p> <p>A2A Wireless Android Auto Adapter, A2A, Wireless Android Auto Adapter, Android Auto Adapter, Auto Adapter, Adapter</p>

References

- [🍏 Turn Private Browsing on or off on your iPhone - Apple Support](#)
- [User Manual](#)