



CANYON DS-6 USB Type C multiport Hub 6-IN-1 User Guide


[Home](#) » [CANYON](#) » CANYON DS-6 USB Type C multiport Hub 6-IN-1 User Guide 



USB Type C multiport Hub 6-IN-1

DS-6

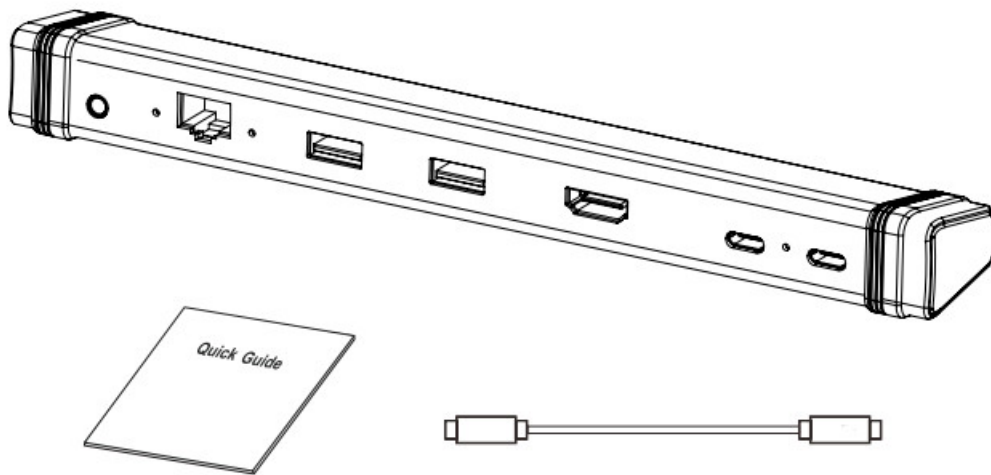
Quick Guide v 1.3



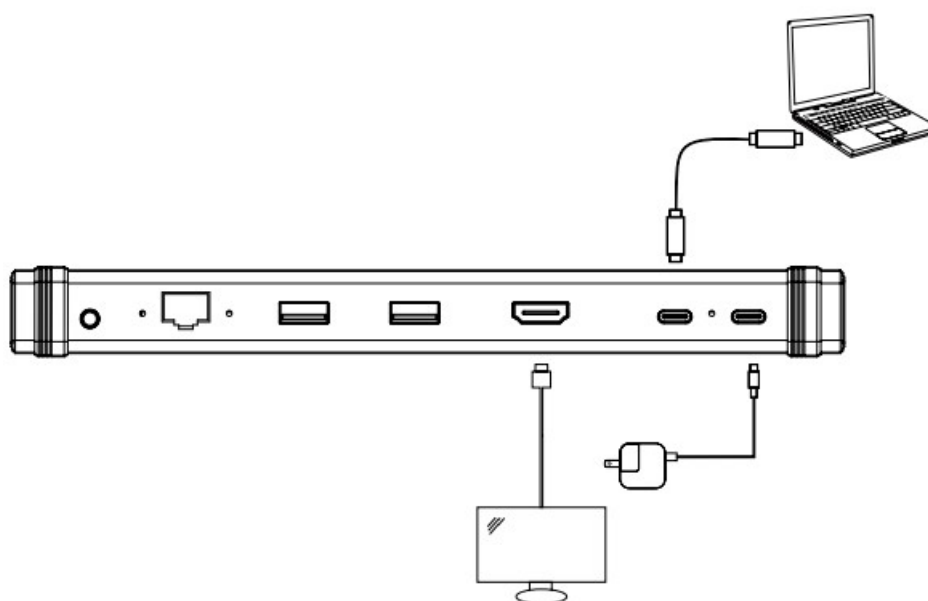
Contents

- [1 Package](#)
- [2 Connection](#)
- [3 Features:](#)
- [4 SAFETY](#)
- [INSTRUCTIONS](#)
- [5 Troubleshooting](#)
- [6 WARRANTY](#)
- [7 Documents / Resources](#)
 - [7.1 References](#)
- [8 Related Posts](#)

Package



Connection



Features:

- 6-in-1 Hub: USB 3.0 Type A x 2, 4K UHD HDMI (4K, 30Hz), USB-C PD 60W, output: 5V/9V/12V/20V-3A, Ethernet output 1000 Mbit/s, 3,5 mm audio output
- Compatible with Mac OS, Windows OS.No proprietary drivers needed.

Package content	Connection
Multiport hub Silicone rings Connection cable Quick guide	Connection cable Connect the multiport hub to the PC / laptop / USB C port

SAFETY INSTRUCTIONS



Read carefully and follow all instructions before using this product.

1. Do not expose the device to excessive moisture, water, or dust. Do not install in rooms with high humidity and

dust level.

2. Do not expose the device to heat: do not place it close to heating appliances, and do not expose it to direct sun rays.
3. Clean the device with a dry cloth only.

Warning

It is forbidden to dismantle the device. Attempt to repair this device is not recommended and leads to warranty waste.

Troubleshooting

Problem	Solution
The multiport hub does not work	Remove the device from the system and install it again. Check the device. connecting it to another USB C port
The device does not work when connected with the hub	Your computer's OS may not support some devices Some devices that do not support a guiding function may cause the computer to lock under the boot interface. Please remove all USB devices that are connected to the hub and try again
No internet connection via RJ45	Please check if the internet could access when your Route connects to the device with RJ45 interface directly Please check the status of the wireless network connection and check if the IP address gets the address assigned by the router

WARRANTY

The warranty period starts from the day of the product purchase from Canyon authorized Seller. The date of purchase is the date specified on your sales receipt or on the waybill. During the warranty period, repair, replacement, or refund for the purchase shall be performed at the edition of Canyon. In order to obtain warranty service, the goods must be returned to the Seller at the place of purchase together with proof of purchase (receipt or bill of lading). 2 years warranty from the date of purchase by the consumer. The service life is 2 years. Additional information about the use and warranty is available at <https://canyon.eu/warranty-terms/>

Manufacturer: Asbisc Enterprises PLC, 43, Kolonakiou Street, Diamond Court 4103 Ayios Athanasios
<http://canyon.eu>

If the actions from the above list do not contribute to problem-solving, please contact the support team at Canyon <http://canyon.eu/ask-your-question/>



All other product's names and trademarks are property of their respective owners

Documents / Resources

	CANYON DS-6 USB Type C multiport Hub 6-IN-1 [pdf] User Guide DS-6, USB Type C multiport Hub 6-IN-1
---	---

References

- [Y Đ“Đ°Ñ€Đ°Đ¹/₂Ñ†Đ_{Đ³/₄Đ¹/₂Đ¹/₂Đ_{ÑƒÑĐ»Đ³/₄Đ²Đ_Ñ}} - Canyon](#)
- [Y Canyon](#)
- [Y Canyon](#)
- [Y Canyon](#)
- [Y Certificates](#)
- [Y Canyon](#)
- [Y Garantie produse - Canyon](#)
- [Y Canyon | ĐœĐ³/₄Đ±Đ_{Đ»ÑƒĐ¹/₂Ñ·Đµ Đ_{ĐŸĐš-Đ°Đ°ÑĐµÑÑÑƒĐ°Ñ€Ñƒ}}](#)
- [Y Canyon](#)
- [Y Podmienky zÃ;ruky - Canyon](#)
- [Y A KorlÃ;tozott JÃ³tÃ;llÃ;s - Canyon](#)
- [Y certificates](#)
- [Y Đ;ĐµÑ€Ñ,Đ_ÑĐ_{Đ°Đ°Ñ,Đ_Đ}](#)
- [Y Limited warranty statement - Canyon](#)
- [Y Canyon](#)
- [Y Đ“Đ°Ñ€Đ°Đ¹/₂Ñ,Ñ-Đ¹Đ¹/₂Ñ- ÑƒĐ¹/₄Đ³/₄Đ²Đ_Đ - Canyon](#)
- [Y Canyon](#)