

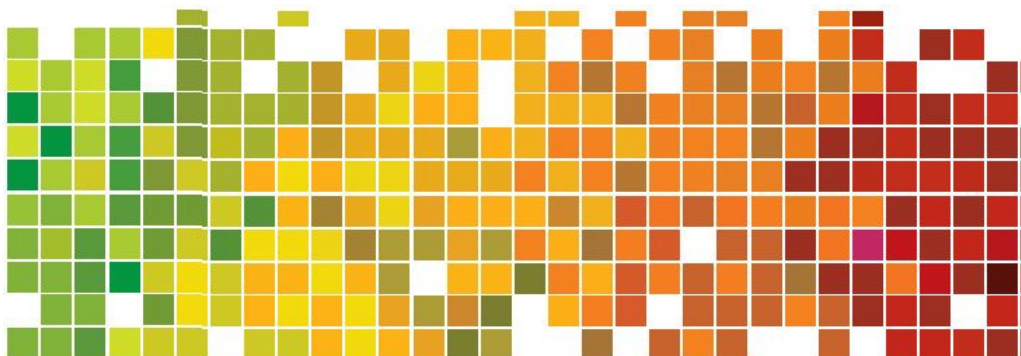


CANYON DS-3 USB Type C multiport Hub User Guide

[Home](#) » [CANYON](#) » CANYON DS-3 USB Type C multiport Hub User Guide 



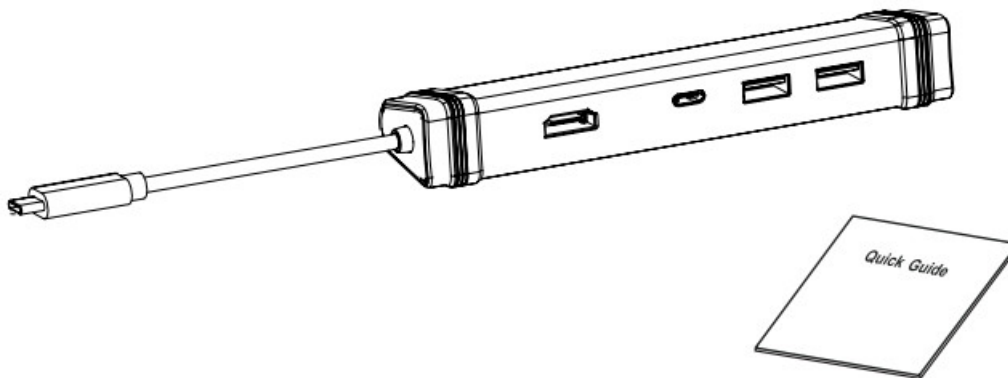
USB Type C multiport Hub
DS-3
Quick Guide v 1.4



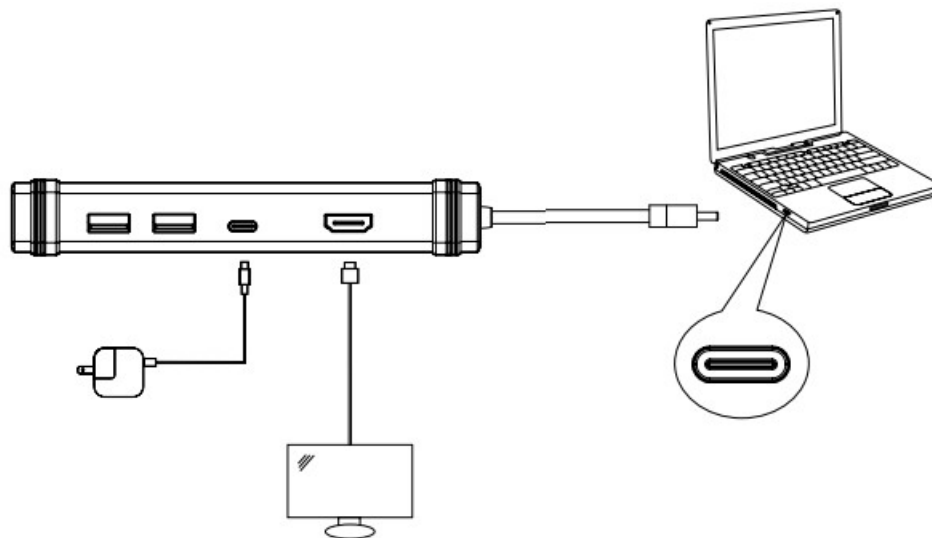
Contents

- [1 Package](#)
- [2 Connection](#)
- [3 Features:](#)
- [4 SAFETY](#)
- [INSTRUCTIONS](#)
- [5 Troubleshooting](#)
- [6 WARRANTY](#)
- [7 Documents / Resources](#)
 - [7.1 References](#)
- [8 Related Posts](#)

Package



Connection



Features:

- 4-in-1 Hub: USB 3.0 Type A x 2, 4K UHD HDMI (4K, 30Hz), USB-C PD 60W output: 5V/9V/12V/20V-3A
- Compatible with Mac OS, Windows OS. No proprietary drivers needed.

Package content	Connection
Multiport hub Silicone rings Quick guide	Connect the multiport hub to the PC /laptop / USB C port

SAFETY INSTRUCTIONS



Read carefully and follow all instructions before using this product.

1. Do not expose the device to excessive moisture, water, or dust. Do not install in rooms with high humidity and dust level.
2. Do not expose the device to heat: do not place it close to heating appliances, and do not expose it to direct sun rays.
3. Clean the device with a dry cloth only.

Warning

It is forbidden to dismantle the device. Attempt to repair this device is not recommended and leads to warranty waste.

Troubleshooting

Problem	Solution
Multiport hub does not work	Remove the device from the system and install it again. Check the device, connecting it to another USB C port.
The device does not work when connected with the hub	Your computer's OS may not support some devices Some devices that do not support a guiding function may cause the computer to lock under the boot interface. Please remove all USB devices that connected to the hub and try again

Manufacturer: Asbisc Enterprises PLC, 43, Kolonakiou Street, Diamond Court 4103 Ayios Athanasios

<http://canyon.eu>

If the actions from the above list do not contribute to problem-solving, please contact the support team at Canyon

<http://canyon.eu/ask-your-question/>

WARRANTY

The warranty period starts from the day of the product purchase from Canyon authorized Seller. The date of purchase is the date specified on your sales receipt or on the waybill. During the warranty period, repair, replacement, or refund for the purchase shall be performed at the discretion of Canyon. In order to obtain warranty service, the goods must be returned to the Seller at the place of purchase together with proof of purchase (receipt or bill of lading). 2 years warranty from the date of purchase by the consumer. The service life is 2 years. Additional information about the use and warranty is available at <https://canyon.eu/warranty-terms/>
Date of manufacture: (see at the package). Made in China.



All other product's names and trademarks are property of their respective owners

Documents / Resources

	CANYON DS-3 USB Type C multiport Hub [pdf] User Guide DS-3, USB Type C multiport Hub
--	---

References

- [CANYON DS-3 USB Type C multiport Hub - Canyon](#)
- [Canyon](#)
- [Canyon](#)
- [Canyon](#)
- [Certificates](#)
- [Canyon](#)

- [Y !\[\]\(effbd7993c63c039a58fd3395789cf3f_img.jpg\) Garantie produse - Canyon](#)
- [Y !\[\]\(144980d038f2541d7b588a8a9132bd70_img.jpg\) Canyon | DoeĐ³/₄Đ±Đ_Đ»ŃCED¹/₂Ń·Đµ Đ_ĐŸĐš-Đ°Đ°ŃĐµŃŃŃfĐ°Ń€Ń€](#)
- [Y !\[\]\(c4ce2d477989700c971cf3d240ad9283_img.jpg\) Canyon](#)
- [Y !\[\]\(5013555a72072875cb154b597e002a46_img.jpg\) Podmienky zÃ;ruky - Canyon](#)
- [Y !\[\]\(bf2038c114ec21ea58ad011774351c98_img.jpg\) A KorlÃ;tozott JÃ³tÃ;llÃ;s - Canyon](#)
- [Y !\[\]\(1ad0c3425edfa4762c2f20e33e3e5bbf_img.jpg\) certificates](#)
- [Y !\[\]\(74d2fc5645add84f8511beb934060048_img.jpg\) Đ;ĐµŃ€Ń,Đ_Ń,,Đ_Đ°Đ°Ń,Đ_](#)
- [Y !\[\]\(ddc5533caa0187e636e3d3234e0983a3_img.jpg\) Limited warranty statement - Canyon](#)
- [Y !\[\]\(7c207f8f59385c6dd11f9d9bdc7a0d1d_img.jpg\) Canyon](#)
- [Y !\[\]\(57a1bf910af99362b80b3ac4f2eecbac_img.jpg\) Đ“Đ°Ń€Đ°Đ¹/₂Ń,Ń–Đ¹Đ¹/₂Ń– ŃfĐ¹/₄Đ³/₄Đ²Đ_ - Canyon](#)
- [Y !\[\]\(6b114000ab07dda576e2920e2dc838fa_img.jpg\) Canyon](#)

Manuals+.