


CAMPLEX
PULLEYE-1
Pulling Eye



Camplex PULLEYE-1 Pulling Eye Installation Guide

[Home](#) » [CAMPLEX](#) » [Camplex PULLEYE-1 Pulling Eye Installation Guide](#) 

Contents

- [1 Camplex PULLEYE-1 Pulling Eye](#)
- [2 Specifications](#)
- [3 Tools Required](#)
- [4 Installation of Pulling Eye on Multi Fiber Cable](#)
- [5 FAQs](#)
- [6 Documents / Resources](#)
 - [6.1 References](#)
- [7 Related Posts](#)

CAMPLEX[®]

Camplex PULLEYE-1 Pulling Eye



Specifications

- Product Name: Camplex PULLEYE-1 or PULLEYE-2
- Country of Origin: USA
- US ECCN: EAR99
- HTS Code: 8544.42
- US Dept. of Commerce CCATS: N.a

Tools Required

- Electrician Tape (Not Included with PULLEYE-1 or PULLEYE-2)

Installation of Pulling Eye on Multi Fiber Cable

• Step 1

Tape down the central strength legs behind the fanout point.




• Step 2

Cross the legs to form a weave pattern. The length of the weaving depends on the primary cable diameter. Tie it off and trim the excess.




- **Step 3**

Using electrician tape, wrap the legs firmly.



- **Step 4**

Pull back the Techflex to insert the connectors.



- **Step 5**

Bring the Techflex over the legs and wrap it with electrician tape.



- **Step 6**

On final inspection, the tension should occur at the core legs.



Contact Information

- Email: sales@camplex.com
- Website: www.camplex.com
- A Division of Tower Products Incorporated
- Revision #01

FAQs

Q: What should I do if the pulling eye installation is too tight?

A: If the tension is too high when installing the pulling eye, carefully release some of the tension from the core legs before completing the installation.

Q: Can I use regular tape instead of electrician tape for this installation?

A: It is recommended to use electrician tape for this installation as it provides the necessary durability and strength required for securing the central strength legs.

Export Information

Country of Origin: USA

US ECCN: EAR99

HTS Code: 8544.42

US Dept. of Commerce CCATS: N.a

A Division of Tower Products Incorporated

Revision #01

sales@camplex.com

www.camplex.com

Documents / Resources

	<p>Complex PULLEYE-1 Pulling Eye [pdf] Installation Guide PULLEYE-1 Pulling Eye, PULLEYE-1, Pulling Eye, Eye</p>
---	--

References

- [X Broadcast Fiber Optic Cable Solutions and Accessories](#)
- [User Manual](#)

[Manuals+](#), [Privacy Policy](#)

This website is an independent publication and is neither affiliated with nor endorsed by any of the trademark owners. The "Bluetooth®" word mark and logos are registered trademarks owned by Bluetooth SIG, Inc. The "Wi-Fi®" word mark and logos are registered trademarks owned by the Wi-Fi Alliance. Any use of these marks on this website does not imply any affiliation with or endorsement.