



## Cameras S20 Neye3C Smart Camera User Manual

[Home](#) » [Cameras](#) » Cameras S20 Neye3C Smart Camera User Manual 

### Contents

- 1 Cameras S20 Neye3C Smart Camera
- 2 INSTALLATION INSTRUCTION
  - 2.1 APP Download
- 3 Add a Camera Using Sonic
  - 3.1 Config Network
  - 3.2 Cloud Record
- 4 FCC
- 5 Documents / Resources
- 6 Related Posts

# Cameras

**Cameras S20 Neye3C Smart Camera**



## INSTALLATION INSTRUCTION

### APP Download

- Search “Neye3C” in Google Play or Apple App Store
- **Product Name:** Smart Camera
- **Main type:** S20



Download by Scanning the QR Code

Add a Camera Using Sonic

Username

Password

LOGIN

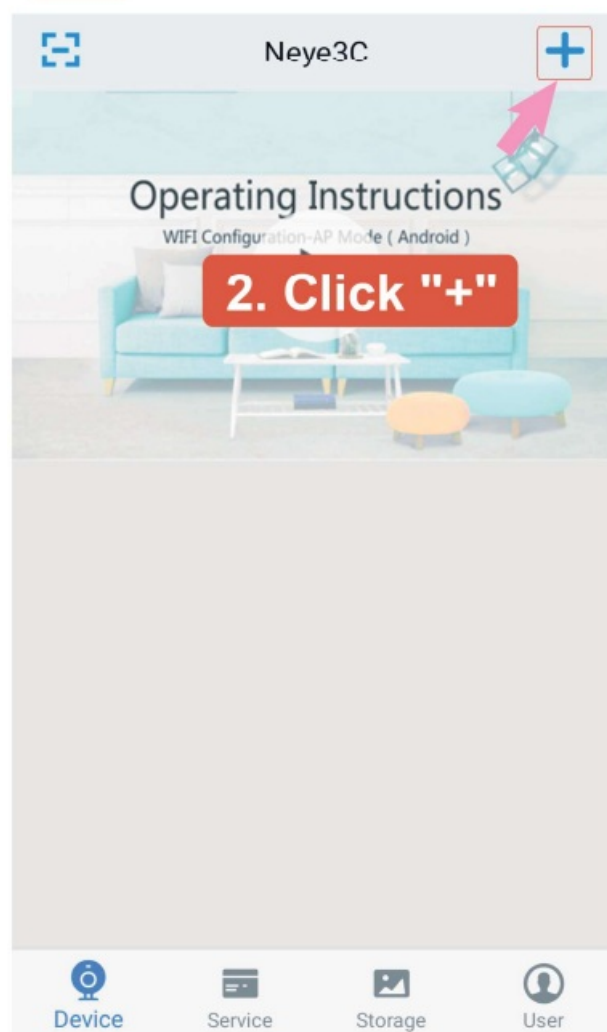
## 1. Sign up and Login in

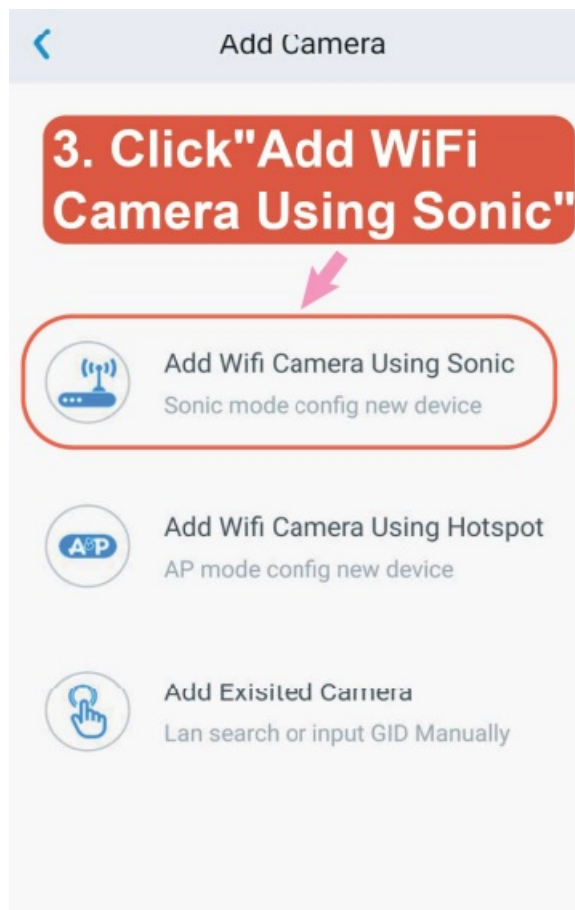
AP Camera



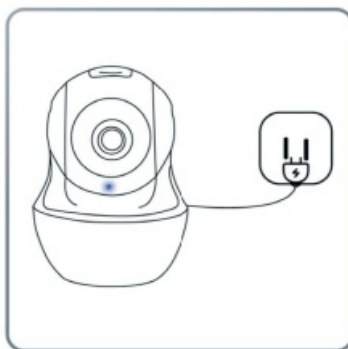
Signup

Forgot Password?





#### Config Network



1. Make sure the device has been connected to the power supply, the blue light of the device flashes
2. And hear the sound "Please configure WIFI"
3. If not. please press the reset button to reset the device

**4. Click "NEXT"**



WiFi Name

M2

WiFi Password

Input Wi-Fi Password

1. Make sure your phone is connected to WIFI
2. Check whether the WIFI name displayed is correct
3. You can manually input the Wi-Fi name and password near the device
4. Can't use 5G Network

**5. Enter the WiFi Password and Click "Next"**

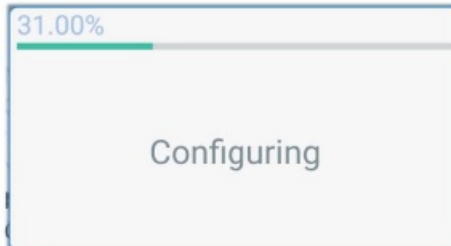
NEXT

WiFi Name

M2

WiFi Password

12345678



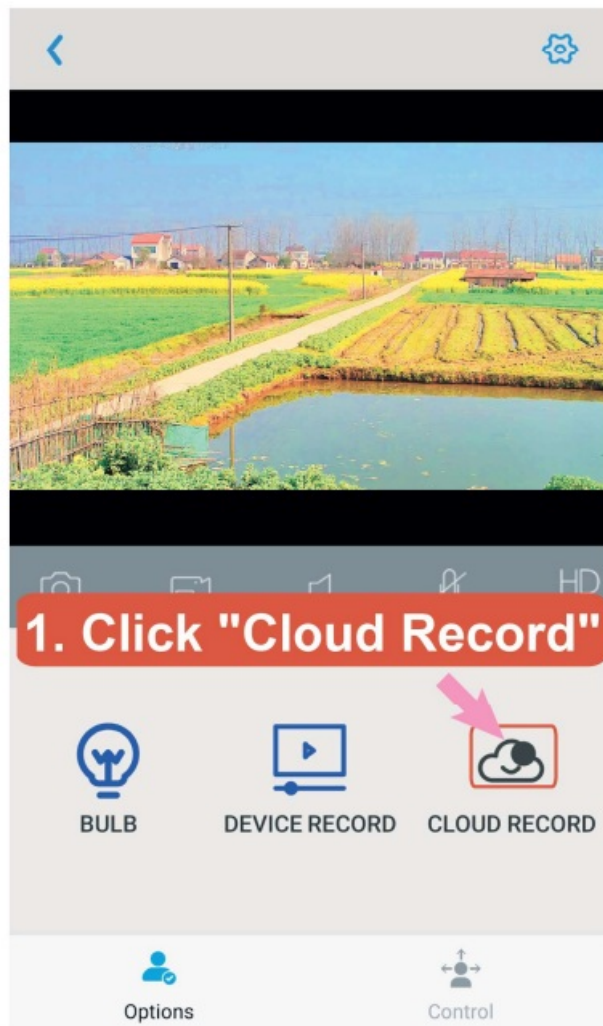
- 1.
  - 2.
- correct
3. You can manually input the Wi-Fi name and password near the device
  4. Can't use 5G Network

**6. Configuring**

NEXT



**Cloud Record**



## Buy Cloud Storage

### Cloud Storage Plans


7x24 hours standby, automatic upload, financial-level encryption security protection. No need to worry about stealing or SD card damage.

 7x24 Alarm Monthly Plan [Buy Now](#)

 7x24 Alarm Annual Plan [Buy Now](#)

## 2. Click "Buy Now"

 7x24 Recording Quarterly Plan [Buy Now](#)

 7x24 Recording Annual Plan [Buy Now](#)



Buy Cloud Storage



**7x24 Recording Annual Plan**

**365**/365Days

Valid Until: 20

**Select Your Payment Method**

**stripe**

**PayPal**

**3. Select Your Payment Method**



Buy Cloud Storage

**PayPal**

**Pay with PayPal**

Please enter your email address or mobile number first

Email Address or Mobile Number

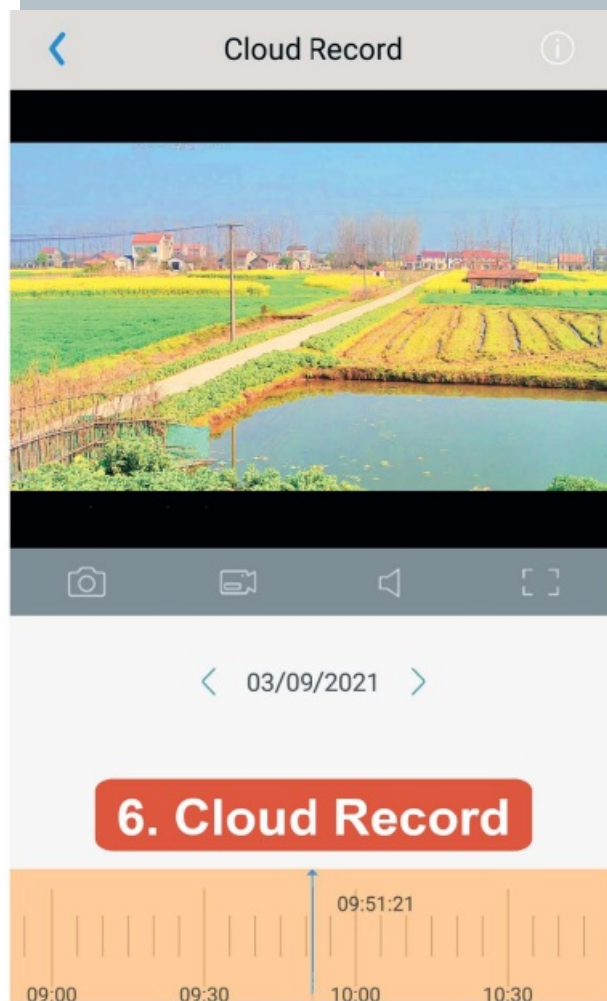
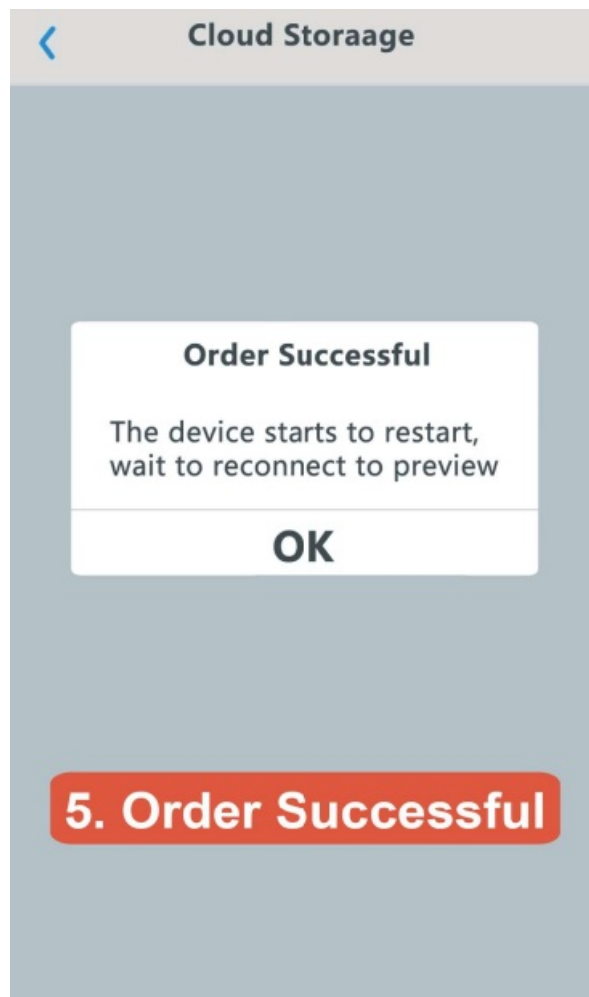
[Forgot your email address?](#)

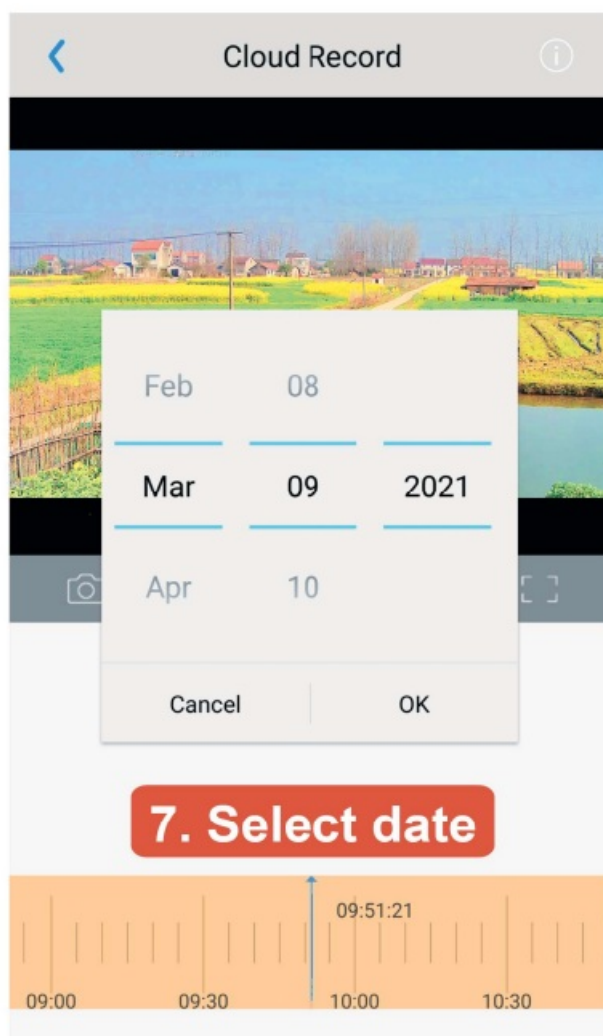
**NEXT**

or

**4. Enter Your Email Address  
or Mobile Number and  
Click "NEXT"**







This manual is for reference, the final interpretation right belongs to our company, the product is updated in real-time, if there is an upgrade, we will not notice.

## FCC

This device complies with part 15 of the FCC Rules.

### Operation is subject to the following two conditions:

1. This device may not cause harmful interference, and
2. this device must accept any interference received, including interference that may cause undesired operation.


This equipment has been tested and found to comply with the limits for a Class B digital device, pursuant to Part 15 of the FCC Rules. These limits are designed to provide reasonable protection against harmful interference in a residential installation. This equipment generates uses and can radiate radio frequency energy and, if not installed and used in accordance with the instructions may cause harmful interference to radio communications. However, there is no guarantee that interference will not occur in a particular installation. If this equipment does cause harmful interference to radio or television reception, which can be determined by turning the equipment off and on, the user is encouraged to try to correct the interference by one or more of the following measures:

- Reorient or relocate the receiving antenna.
- Increase the separation between the equipment and receiver,
- Connect the equipment to an Outlet on a circuit different from that to which the receiver is connected.

- Consult the dealer or an experienced radio/TV technician for help.
- Changes or modifications not expressly approved by the party responsible for compliance could void the user's authority to operate the equipment.

**RF warning for Mobile devices**: is equipment comply with FCC radiation exposure limits set forth for an uncontrolled environment? This equipment should be installed and operated with a minimum distance of 20cm between the radiator & your body.

**Documents / Resources**

<div>APP Download</div> <div>Search "Neye3C" in Google</div> <div>Play on Apple App Store</div> <div>Product Name: Smart Camera</div> <div>Main type: S20</div> <div></div> <div>Download by Scanning QR Code</div>	<div><a href="#">Cameras S20 Neye3C Smart Camera</a> [pdf] User Manual</div> <div>S20, 2A9XK-S20, 2A9XKS20, S20 Neye3C Smart Camera, Neye3C Smart Camera, Smart Camera, Camera</div>
--	--