

CAMBRIDGE Ourseware Course Material



CAMBRIDGE Ourseware Course Material User Guide

[Home](#) » [Cambridge](#) » CAMBRIDGE Ourseware Course Material User Guide 

Contents

- [1 CAMBRIDGE Ourseware Course Material](#)
- [2 Product Specifications](#)
- [3 Product Usage Instructions](#)
- [4 FAQ](#)
- [5 Starting from the Courseware Tools](#)
- [6 Need help](#)
- [7 Documents / Resources](#)
 - [7.1 References](#)
- [8 Related Posts](#)



CAMBRIDGE Ourseware Course Material



Product Specifications

- **Product Name:** Cambridge Courseware (CogBooks) Instructor Guide Course Material
- **Manufacturer:** Cambridge University Press
- **Support:** Visit cup.org/courseware-instructors or contact coursewaresupport@cambridge.org

Product Usage Instructions

Accessing the Course Material:

- To access the course material, visit the provided website cup.org/courseware-instructors.
- Log in with your credentials to view and manage the instructor guide.

Navigating the Instructor Guide:

- The instructor guide is organized into sections for easy navigation. Use the menu options to explore different course materials, assessments, and resources available.

Customizing Course Content:

- Customize the course content according to your teaching preferences. Add or remove materials, create assignments, and tailor the course to suit your instructional needs.

Communicating with Support:

- If you encounter any issues or require assistance, contact the support team at coursewaresupport@cambridge.org. They will provide guidance and help resolve any technical difficulties.

FAQ

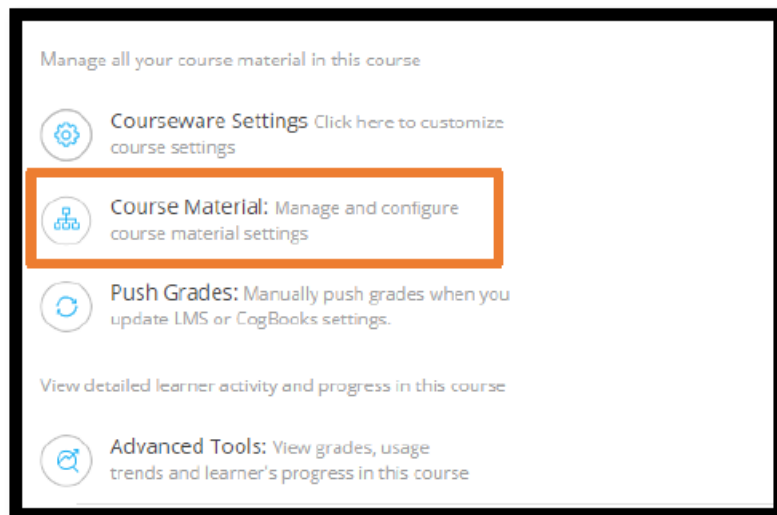
Frequently Asked Questions

- **Q:** How do I reset my password for accessing the course material?
 - **A:** To reset your password, visit the login page and click on the 'Forgot Password' link. Follow the instructions to reset your password securely.
- **Q:** Can I import external content into the course material?
 - **A:** Yes, you can import external content such as documents, videos, and links to supplement the existing course material. Check the customization options for more details on importing content.

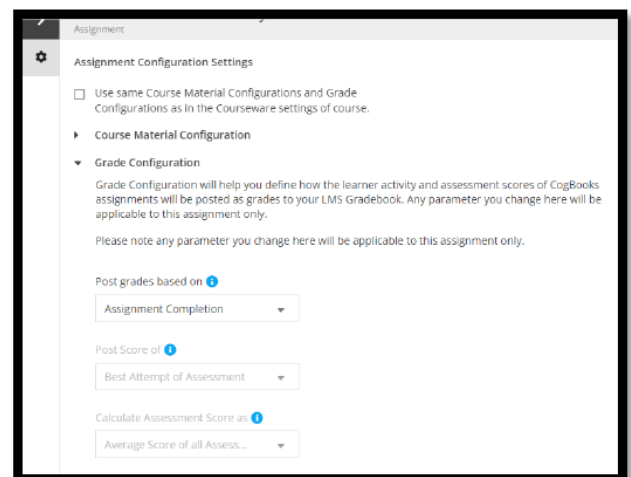
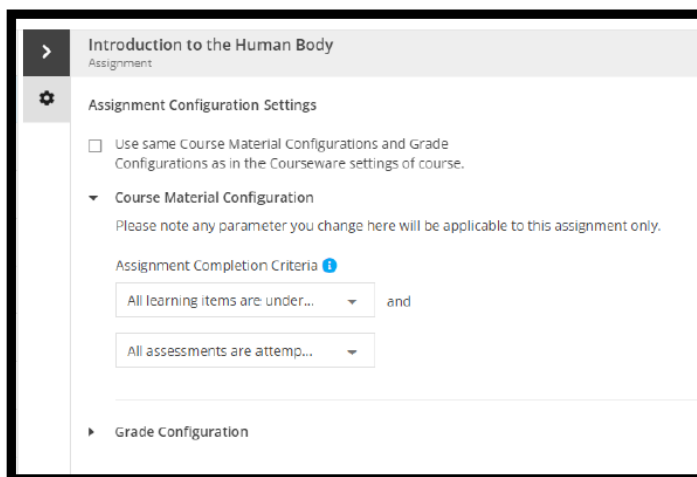
This guide will cover how to use the Course Material tool within the Courseware Tools to manage and configure the course material settings.

Starting from the Courseware Tools

Step 1: Click on the Course Material link.

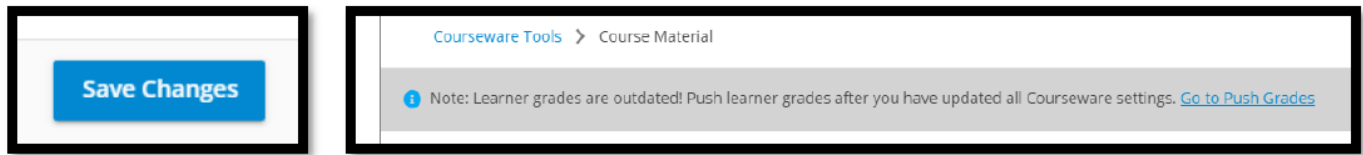


Step 2: Pick the assignment you wish to edit and make changes.



- You can change the completion criteria (viewed vs understood) and grading criteria (completion or assessment-based) for that specific assignment. The rest of the assignments will stay as originally configured.

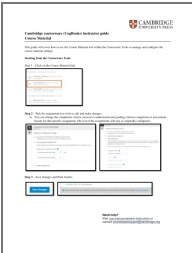
Step 3: Save changes and Push Grades.



Need help

- Visit cup.org/courseware-instructors
- contact coursewaresupport@cambridge.org

Documents / Resources

	<p>CAMBRIDGE Ourseware Course Material [pdf] User Guide Ourseware Course Material, Ourseware Course Material, Course Material, Material</p>
---	---

References

- [User Manual](#)

Manuals+. Privacy Policy

This website is an independent publication and is neither affiliated with nor endorsed by any of the trademark owners. The "Bluetooth®" word mark and logos are registered trademarks owned by Bluetooth SIG, Inc. The "Wi-Fi®" word mark and logos are registered trademarks owned by the Wi-Fi Alliance. Any use of these marks on this website does not imply any affiliation with or endorsement.