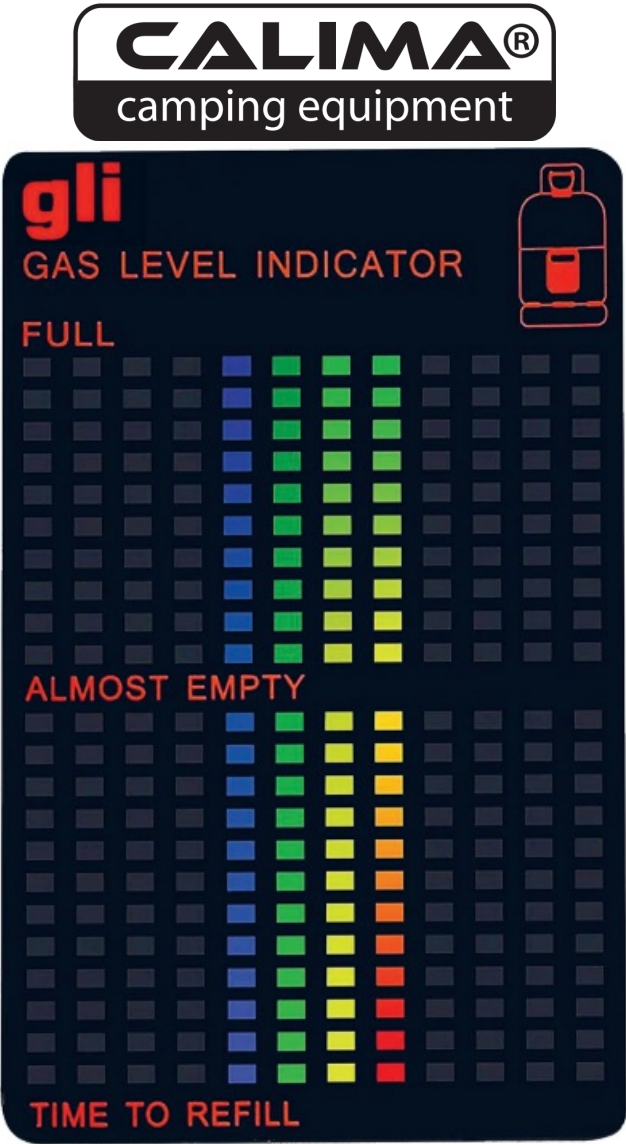


CALIMA 46065 Gas Level Indicator Instruction Manual

[Home](#) » [CALIMA](#) » CALIMA 46065 Gas Level Indicator Instruction Manual 



Art. No. 46065
Gas level indicator
Operating instructions



WARNING

Read the operating instructions through carefully prior to initial use and observe all of the safety notes! Non-observance may lead to personal injury, damages to the device or your property! Store the original packaging, the receipt and these instructions so that they may be consulted at a later date! When passing on the product, please include these operating instructions as well. Please check the contents of package for integrity and completeness prior to use!

Contents

- 1 INTENDED USE
- 2 SCOPE OF SUPPLY
- 3 SPECIFICATIONS
- 4 SAFETY NOTES
- 5 OPERATING INSTRUCTIONS
- 6 MAINTENANCE AND CARE
- 7 NOTES REGARDING ENVIRONMENTAL PROTECTION
- 8 CONTACT INFORMATION
- 9 Documents / Resources
 - 9.1 References

INTENDED USE

The gas level indicator is attached to the outside of the gas bottle using the magnetic foil. During gas withdrawal, it indicates the filling level by colour differences. This appliance is not intended to be used by children or persons with reduced mental capacity or lack of necessary skills. Children must be kept away from the appliance.

The device is not designated for commercial use.

Use according to the intended purpose also includes the observance of all information in these operating instructions, particularly the observance of the safety notes. Any other use is considered to be contrary to the intended purpose and may lead to material damages or personal injuries. EAL GmbH assumes no liability for damage resulting from improper use.


SCOPE OF SUPPLY


1 x Gas level indicator
1x Instruction manual

SPECIFICATIONS

Dimensions L x W:	approx. 10 x 6,5 [cm]
Attachment:	Magnetic foil
Operating temperature:	4 – 40 [°C]

SAFETY NOTES

-  The warning triangle labels all instructions important to safety. Always follow these, otherwise you could injure yourself or damage the device.
- Children may not play with the device.
- Cleaning and user maintenance may not be carried out by children without supervision.

- Do not leave packaging material lying around. This may become a dangerous plaything for a child
- Only use this product for its designated purpose!
-  Do not manipulate or disassemble the device!
- Keep children away from gas cylinders.

OPERATING INSTRUCTIONS

Attach the gas level indicator to the bottom of your gas bottle (Image 1). The magnetic foil holds the gas level indicator holds on to the gas bottle by itself.

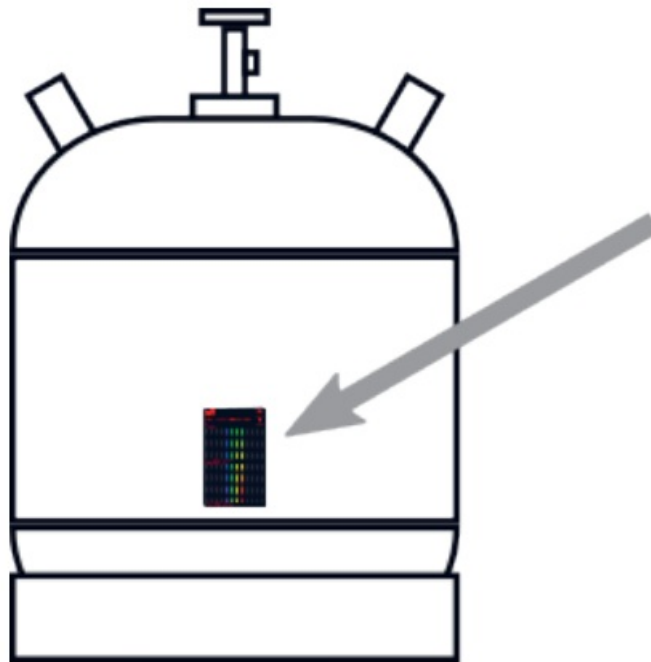


Image 1: Attach gas level indicator

The gas level indicator can only be read after a longer gas withdrawal (approx. 5 – 10 min). During gas withdrawal, develops a temperature difference between the liquid and the gaseous part in the gas bottle. This temperature difference is indicated by different colours in the columns of the gas level indicator. The fill level of the gas bottle can therefore be seen where a colour change is displayed Image 2: The columns of the gas level indicator are activated at different ambient temperatures (winter / summer).

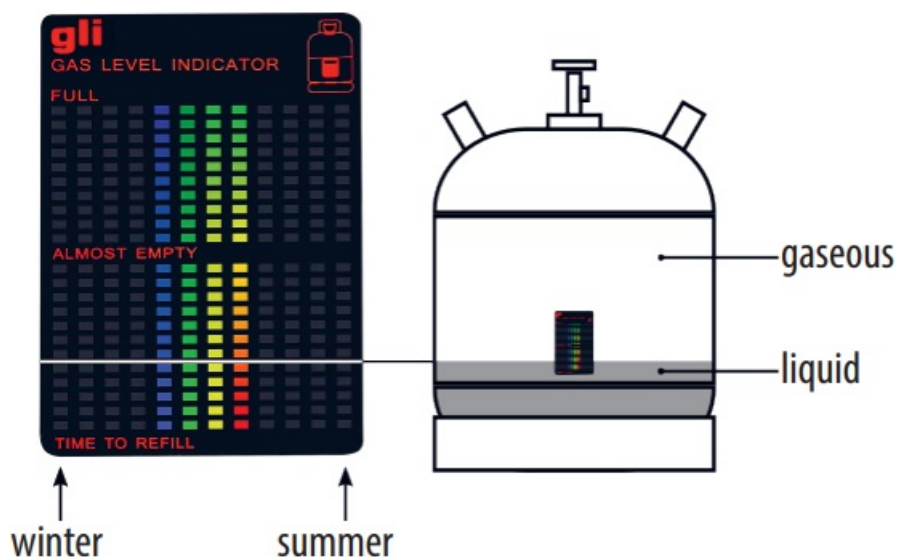


Image 2: Reading the gas level indicator



Avoid direct sunlight or heat radiation (e.g. through radiant heaters) on the gas level indicator. This can distort the display.

MAINTENANCE AND CARE

When used as intended, the gas level indicator is maintenance-free. Dirt can be removed with water and a soft cloth. Do not use any harsh cleaners or solvents.

NOTES REGARDING ENVIRONMENTAL PROTECTION



Dispose of the packaging according to type. Put cardboard and carton in the waste paper collection and foil in the recyclables collection. Dispose of the gas level indicator in accordance with the laws and regulations in force in your country. The materials are recyclable. By recycling, material recovery or other forms of reuse of old appliances, you make an important contribution to the protection of our environment!

CONTACT INFORMATION



EAL GmbH
Otto-Hausmann-Ring 107
42115 Wuppertal, Deutschland



+49 (0)202 42 92 83 0



+49 (0) 202 42 92 83 – 160




info@eal-vertrieb.com



www.eal-vertrieb.com

Documents / Resources



[CALIMA 46065 Gas Level Indicator](#) [pdf] Instruction Manual
46065, 46065 Gas Level Indicator, Gas Level Indicator, Level Indicator

References

- www.eal-vertrieb.com
- [E Vertrieb Kfz-, Caravan-, Anhänger-und, Fahrradträger und Zubehör](#)