



CALIBRE USB Memory Stick User Guide

[Home](#) » [CALIBRE](#) » CALIBRE USB Memory Stick User Guide

CALIBRE USB Memory Stick User Guide



Contents [[hide](#)

- [1 Introduction](#)
- [2 How the service works](#)
- [3 How to add books to your postal list](#)
- [4 Finding your way around the play Calibre website](#)
- [5 My Books](#)
- [6 Browsing our collection](#)
- [7 Using the search function](#)
- [8 Audiobook Information](#)
- [9 Adding a title to your list](#)
- [10 My postal book list](#)
- [11 Key points about borrowing and returning books](#)
- [12 My Account](#)
- [13 Any questions](#)
- [14 Documents / Resources](#)
 - [14.1 References](#)
- [15 Related Posts](#)

Introduction

If you decide that you'd like to use our postal service, we'll send your audiobooks to you on USB memory stick via Royal Mail, in special blue pouches as shown here. Each stick contains one book which should be sent back to us when you've listened to it using the same blue pouch. Simply turn the address card over to show the Calibre Audio address and post it in any postbox. There is no charge for postage.



How the service works

On your joining form you indicated some categories of books that you would like to listen to. We usually send your first book from one of these categories.

When you return your first book you will be given an automatic allocation of three books to ensure you have a constant supply at home while others are being returned or sent out to you.

For many of our USB members, we continue to select books we think you will enjoy from your preferred

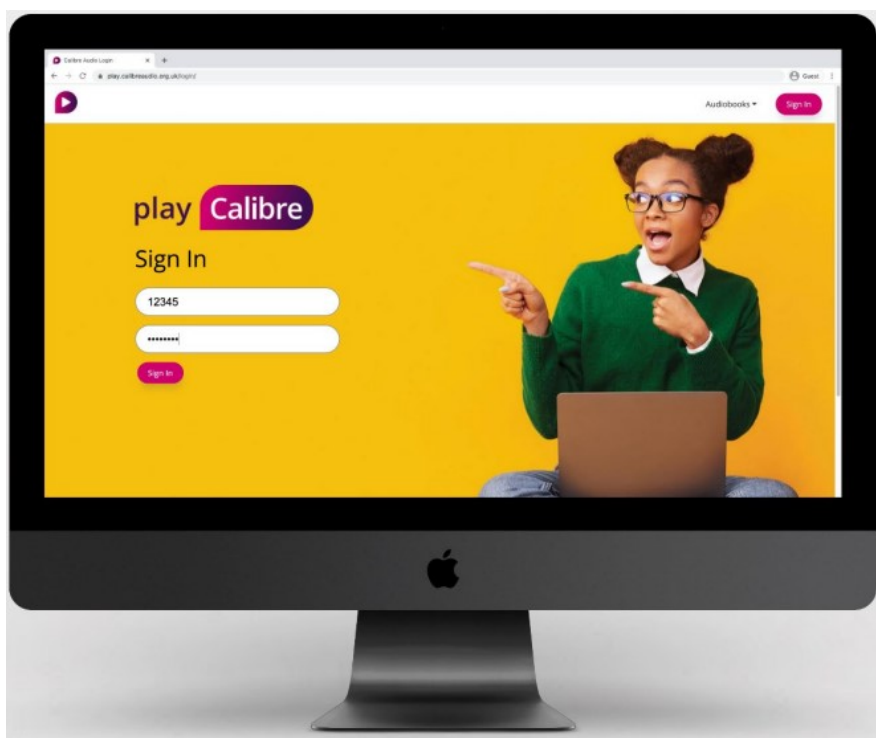
categories and send them out to you automatically. When you return a book, we will send you another without you having to do anything. However, you can call membership services on 01296 432339 to request specific books or change your categories.

If you wish to choose your own books, you, or someone who helps you, can add and remove books from your own personal postal list on our website, Play Calibre. Please read on for instructions.

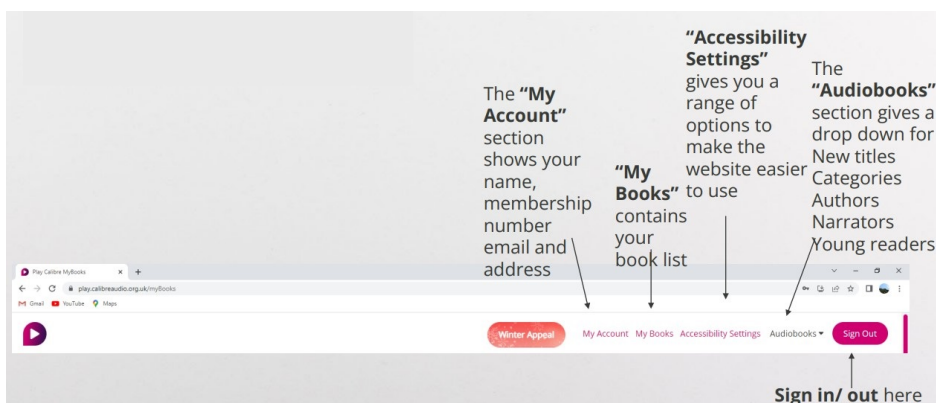
How to add books to your postal list

Go to www.play.calibreaudio.org.uk. You will be able to start searching for audiobook titles straight away from the welcome screen without signing in, but you will need to sign in to listen to books online, manage your account and add books to your lists.

Simply click on the sign in button in the top right hand corner and then enter your membership number and password. If you do not know your details, please contact membership services on 01296 432339.



Finding your way around the play Calibre website

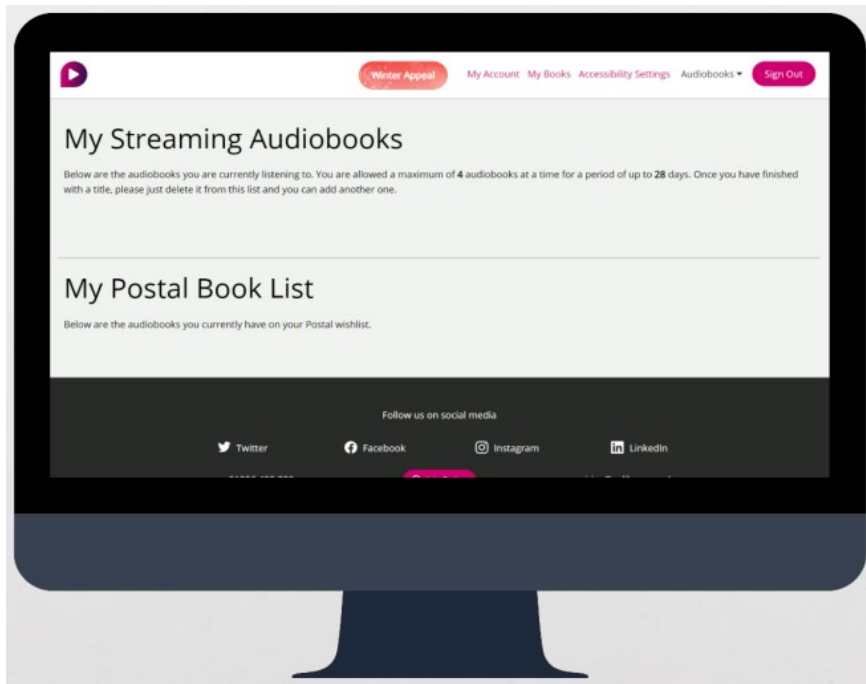


My Books

When you first sign in to Play Calibre you will see a page with a section called “My Streaming Audiobooks” and one called “My Postal Book List”.

This is where the books you wish to be sent will appear once you add them to your list.

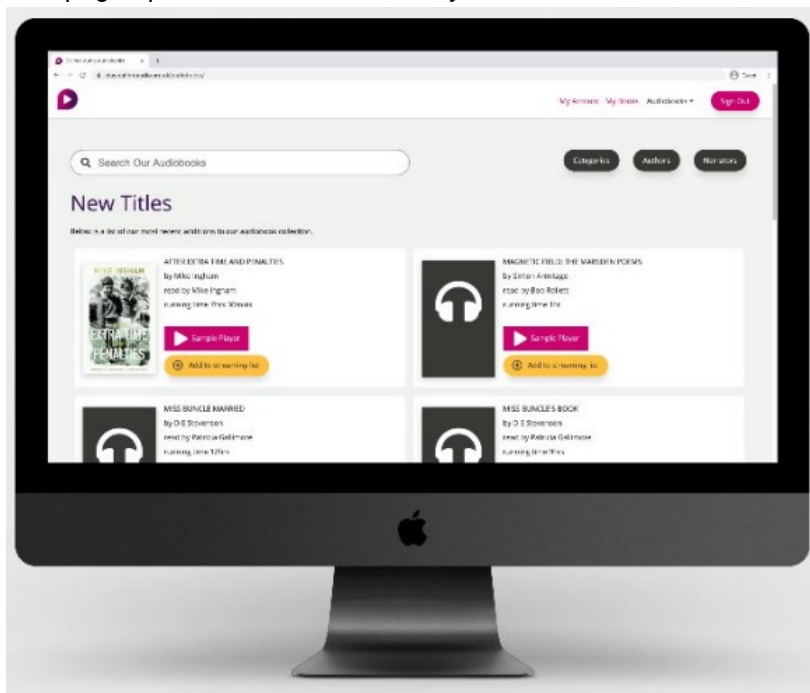
If you wish us to send you books from your postal list rather than automatically from the categories you selected, we recommend keeping your postal list topped up to around 25 titles.



Browsing our collection

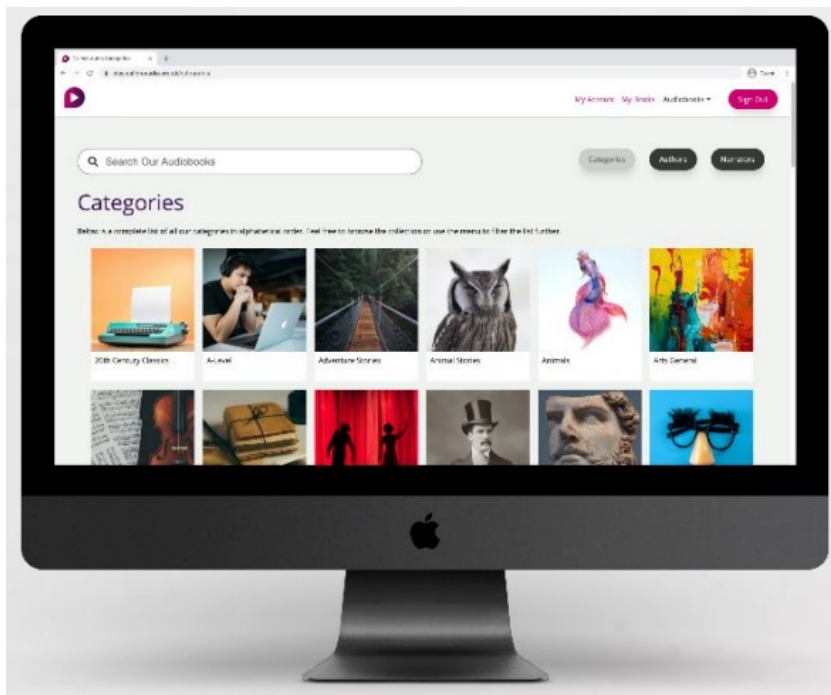
New Titles

This page updates at the end of every month with the most recent 72 titles.



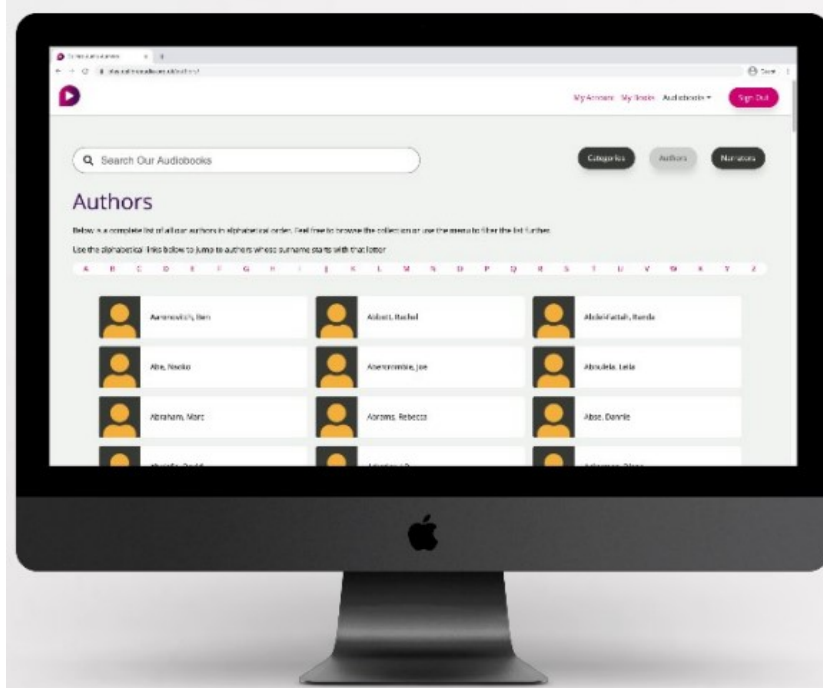
Categories

You can also browse our collection by category – with over 70 fiction and non-fiction categories to choose from.



Authors / Narrators

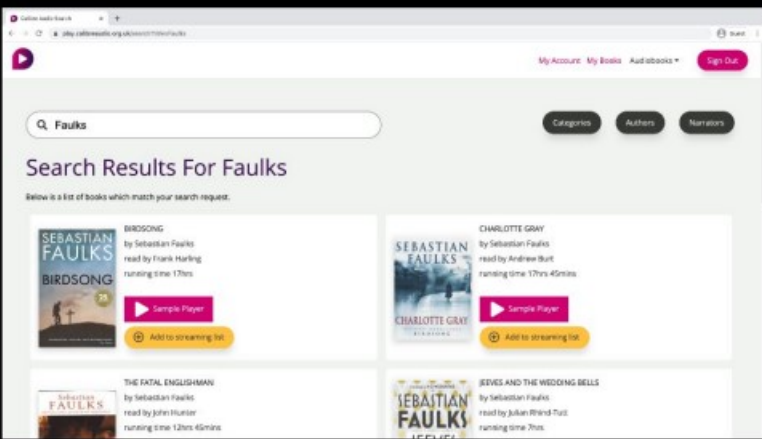
Or you can find an author or narrator and see a list of their audiobooks we have in the collection.



Using the search function

You can also search for audiobooks by using the search bar that appears at the top of the page when you click into the Audiobooks tab. You can search by author, narrator, or just the subject matter.

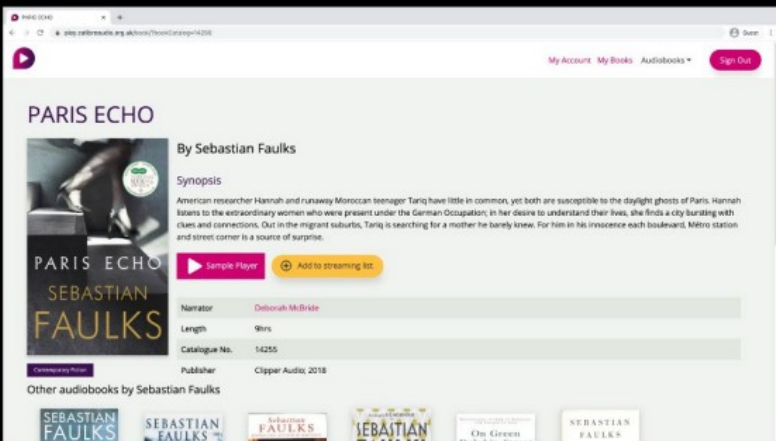
It will return a list of results for you to choose from.



Audiobook Information

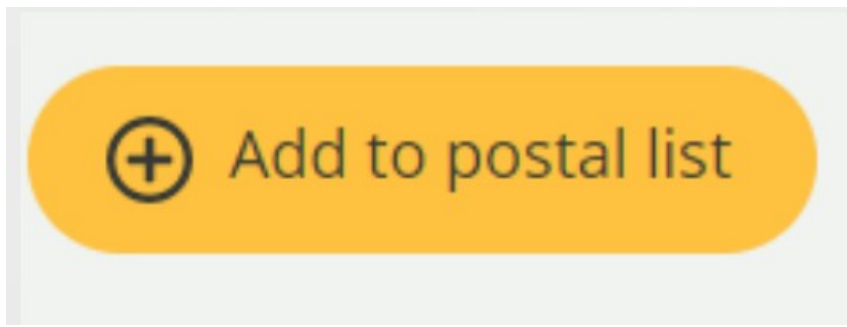
When you find an audiobook that interests you, click on the title or cover for more information including the synopsis, length and the narrator's name. Screen readers will also read out the synopsis when you are scrolling through the lists to save clicking.

You can also see more titles by the author, as well as listen to a sample or add the book to your list

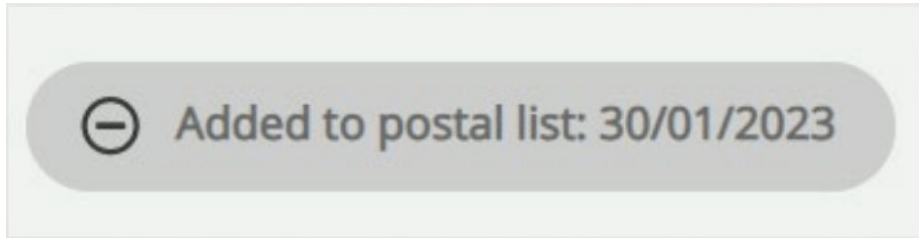


Adding a title to your list

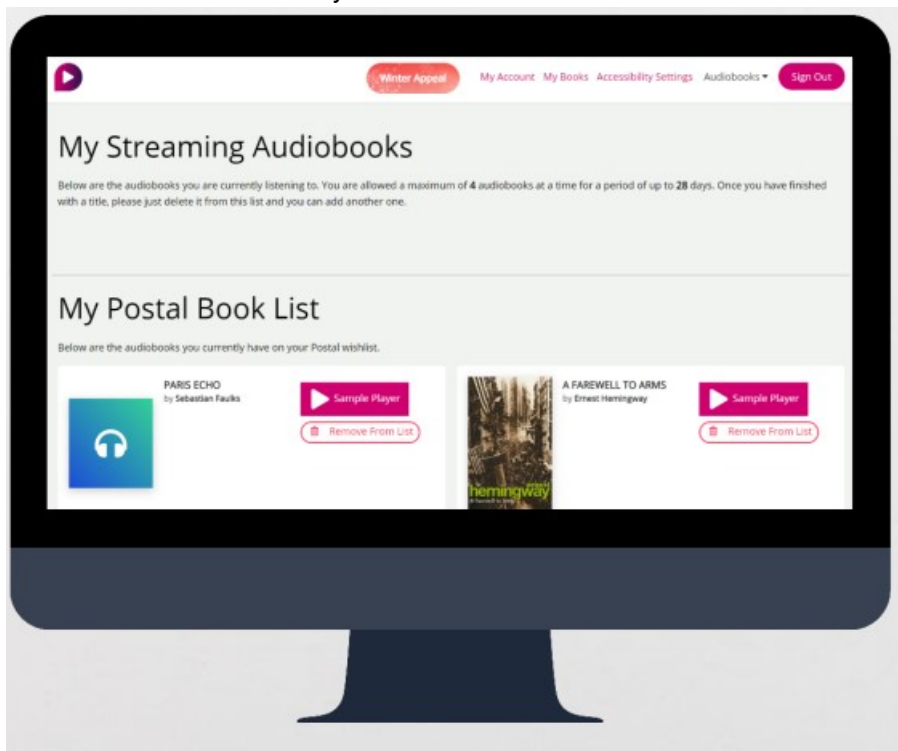
To add a title to your postal list, just click on the yellow “Add to postal list” button:



This will add the book to your list and also change to display the date it was added:



Your book will be added to your list.



My postal book list

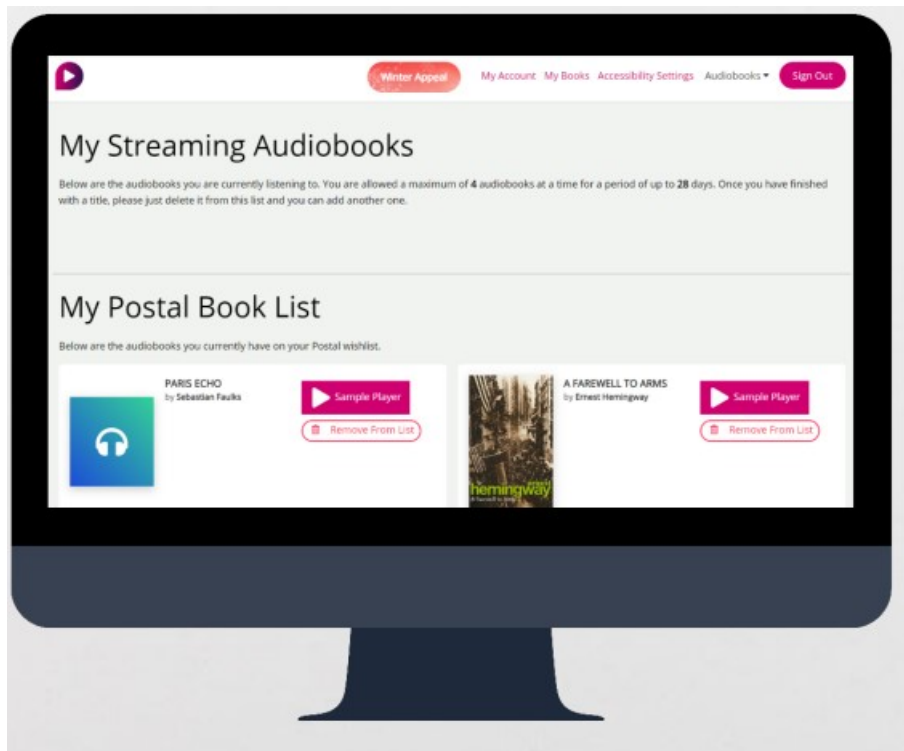
You will now be able to see the books you have added under "My books".

If you change your mind and want to remove the book, simply click on 'remove from list'.

There is no limit to the number of books you can have on your postal request list.



The books on your list will be selected to be sent to you by date first, then author – so the most recent books you added will be sent last.



Key points about borrowing and returning books

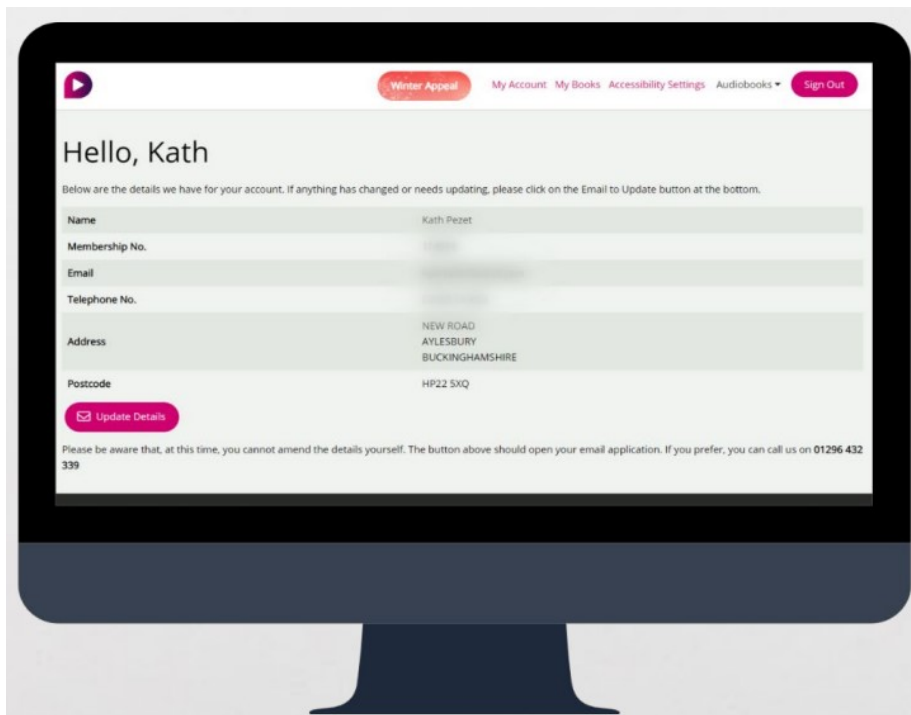
- USB memory sticks are loaned to you for a period of eight weeks
- We'll send another book to you when we receive a return
- If you do not receive a book from us, we may not have received your return – please contact us
- If you wish to pause receiving books for a period, please let us know
- You can ask for extra books – for example if you are going on holiday
- Some books contain bad language, sex scenes and other content that may offend. Please let us know if you do not want to receive X-rated material

NB: As a charity, we do not charge for overdue, lost or damaged books but we would appreciate your help to keep these to a minimum. Lost books cost us over £16,000 a year in replacement memory sticks and wallets.

My Account

You can see the contact details we have for you in the "My Account" tab. This includes your membership number, but not your password.

If any of the information we hold about you is wrong, please contact us to correct it. Clicking the Update Details button will take you through to an email link or you can call us on **01296 432339** and we will update your information.



Any questions

If you have any questions or require further help,
please get in touch with our Membership Services
team:

Email: membershipservices@calibre.org.uk

Telephone: 01296 432339

calibreaudio.org.uk

Version 1 – March 2023

Documents / Resources

	CALIBRE USB Memory Stick [pdf] User Guide USB Memory Stick, Memory Stick
---	---

References

- [📌 Calibre Audio - Calibre Audio](#)