



CAL-ROYAL N-MR7700 Mortise Lock Rim Exit Device Push Bar Exit Device Instructions

[Home](#) » [CAL-ROYAL](#) » CAL-ROYAL N-MR7700 Mortise Lock Rim Exit Device Push Bar Exit Device Instructions



Contents

- [1 CAL-ROYAL N-MR7700 Mortise Lock Rim Exit Device Push Bar Exit Device](#)
- [2 Product Information](#)
- [3 Product Instructions for Changing Latch Bolt of LHR \(Reverse Step for RHR\)](#)
- [4 INSTRUCTION OF CHANGING LATCH BOLT OF LHR](#)
- [5 Documents / Resources](#)
- [6 Related Posts](#)



CAL-ROYAL N-MR7700 Mortise Lock Rim Exit Device Push Bar Exit Device



Product Information

N-MR77 / N-MR 98 Mortise

The N-MR77 / N-MR 98 Mortise is a type of lock that is commonly used in commercial buildings. It is designed to be installed inside the door, and it features a latch bolt that can be easily changed to accommodate left-hand or right-hand doors.

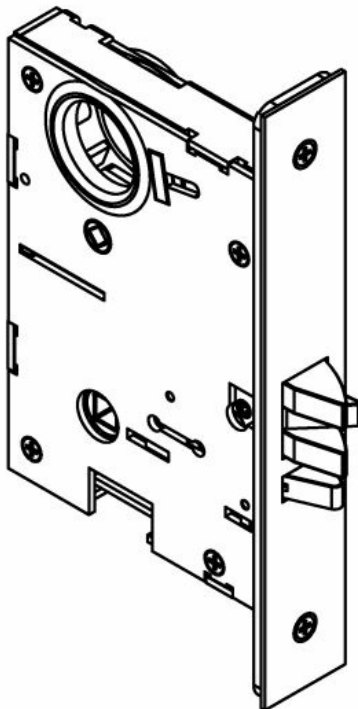
Product Instructions for Changing Latch Bolt of LHR (Reverse Step for RHR)

1. Factory pre-set LHR.
2. Use a hex wrench to unscrew the latch bolt in a counterclockwise direction.
3. Remove the latch bolt from the door.
4. Flip the latch bolt over to change it from left-hand to right-hand or vice versa.
5. Position the latch bolt back into place on the door.
6. Fasten the latch bolt in a clockwise direction using the hex wrench.
7. Test the latch bolt to ensure that it is functioning properly.

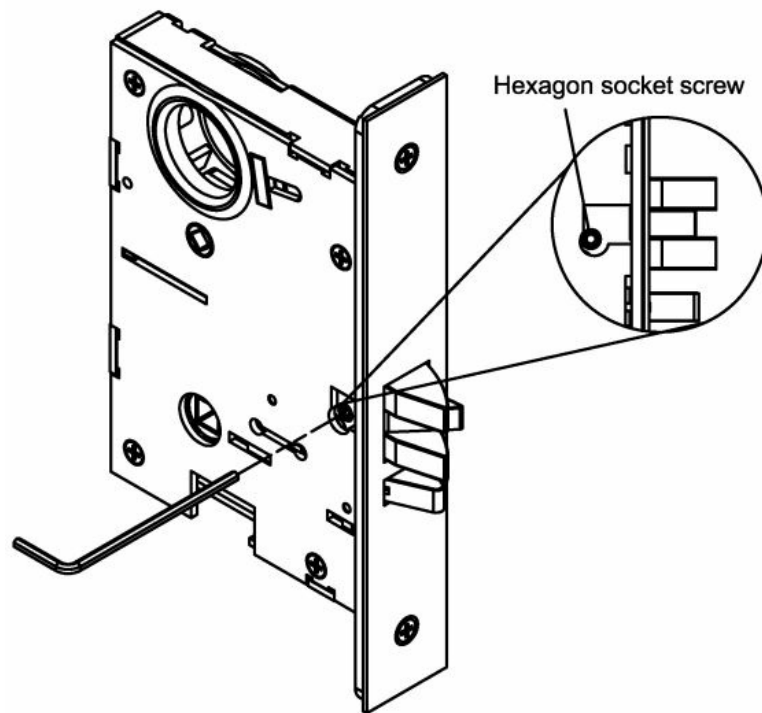
By following these simple steps, you can easily change the latch bolt of the N-MR77 / N-MR 98 Mortise to accommodate left-hand or right-hand doors.

INSTRUCTION OF CHANGING LATCH BOLT OF LHR

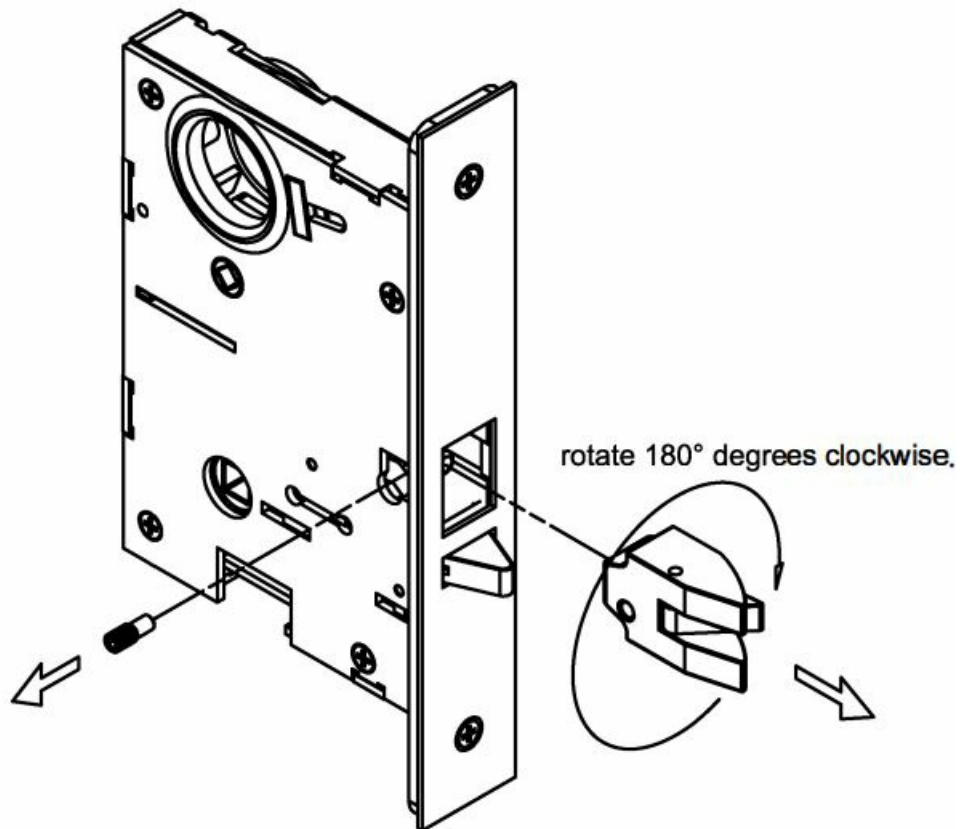
1. Factory pre-set LHR



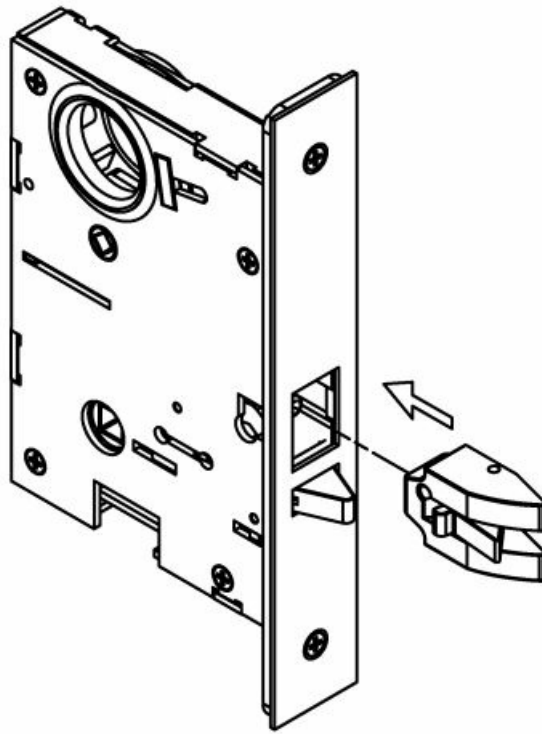
2. Use hex wrench to unscrew the latchbolt



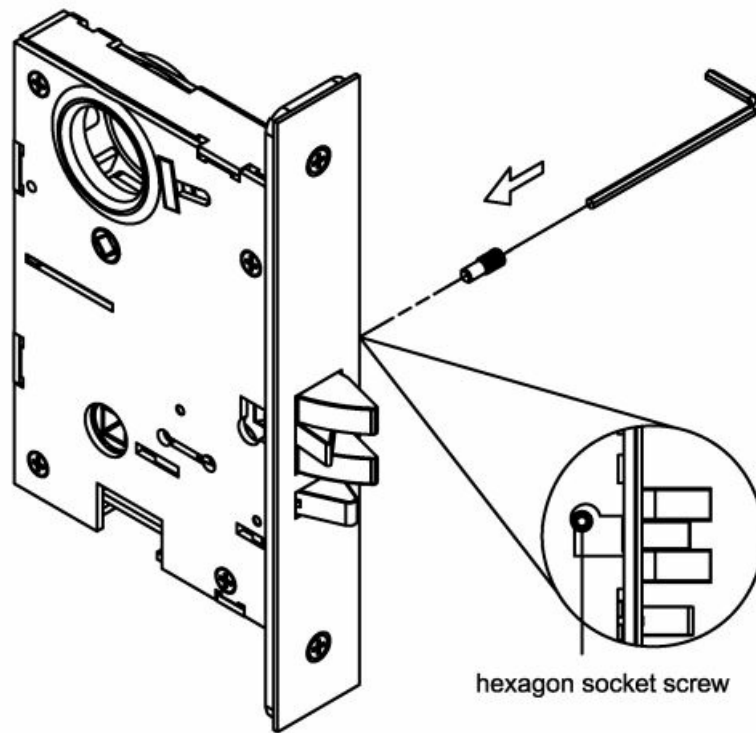
3. Pull out the latchbolt , and turn 180° degree



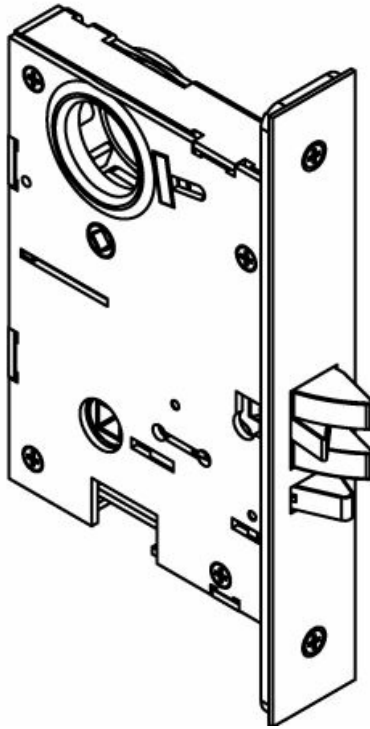
4. Then position the latchbolt back to the place.




5. Fasten the latchbolt.



6. Done, now changed to RHR



Documents / Resources



[CAL-ROYAL N-MR7700 Mortise Lock Rim Exit Device Push Bar Exit Device](#) [pdf] Instructions

N-MR7700 Mortise Lock Rim Exit Device Push Bar Exit Device, N-MR7700, Mortise Lock Rim Exit Device Push Bar Exit Device, Device Push Bar Exit Device, Bar Exit Device

[Manuals+.](#)