



CAFE CHP95362MSS 36 Smart Touch Control Induction Cooktop Owner's Manual

[Home](#) » [Cafe](#) » CAFE CHP95362MSS 36 Smart Touch Control Induction Cooktop Owner's Manual 

Contents

- [1 CAFE CHP95362MSS 36 Smart Touch Control Induction Cooktop](#)
- [2 Product Information](#)
- [3 Product Usage Instructions](#)
- [4 FEATURES & BENEFITS](#)
- [5 APPEARANCE](#)
- [6 FEATURES](#)
- [7 WEIGHTS & DIMENSIONS](#)
- [8 POWER/RATINGS](#)
- [9 ACCESSORIES](#)
- [10 WARRANTY](#)
- [11 DIMENSIONS AND INSTALLATION](#)
- [12 Documents / Resources](#)
 - [12.1 References](#)
- [13 Related Posts](#)



CAFE CHP95362MSS 36 Smart Touch Control Induction Cooktop



Product Information

- **Model:** CHP95302MSS
- **ADA Compliant:** Yes
- **Cooktop Surface:** Gray Ceramic Glass with Beveled-Edge
- **Cooktop Burner Types:**
 - **Element – Left Front:** 7" 2500W
 - **Element – Left Rear:** 7" 2500W
 - **Element – Right Front:** 11" 3700W
 - **Element – Right Rear:** 6" 1800W
- **Control Location:** Front Center
- **Control Type:** Glide Touch
- **Cooktop Control Features:**
 - Melt Setting
 - Indicator Lights
 - Timer
 - Optional Accessories
- **Custom Settings:** Yes
- **Kitchen Timer:** Yes
- **Melt Setting:** Yes
- **Multi-element Timer:** Yes
- **Sync-Burners Capability:** Yes
- **Hot Surface Indicator Lights:** Yes
- **Surface Element ON Setting Level Indicators:** White/Red
- **Optional Accessories Included:** JXPROBE1 – Precision cooking probe, 11 Gourmet Guided Cooking Pan
- **Color Appearance:** Flagstone Gray
- **Frameless Design:** Yes
- **Warranty:**
 - **Parts warranty:** Limited 1-year entire appliance
 - **Labor warranty:** 90 days post-install on cooktop glass
 - **Warranty notes:** Limited 1-year entire appliance. See written warranty for full details
- **Dimensions and Installation Requirements:**

- **Approximate Shipping Weight:** 45 lb
- **Cabinet Width:** 30 in
- **Cooktop Size:** 30 in
- **Cutout Dimensions (Width x Depth):** 28-1/2 x 19-5/8 in
- **Net Weight:** 39 lb
- **Overall Depth:** 20 7/8 in
- **Overall Height:** 4 5/8 in
- **Overall Width:** 29 3/4 in
- **Power/Ratings:**
 - **Amp Rating at 208V:** 40 Amps
 - **Amp Rating at 240V:** 40 Amps
 - **KW Rating at 208V:** 6.4 KW
 - **KW Rating at 240V:** 7.4 KW

Product Usage Instructions

1. Ensure that the cooktop is installed with a minimum clearance of 3 inches between the bottom of the cooktop and any combustible material.
2. If installing a wall oven underneath the cooktop, the 3-inch free area is not required.
3. There should be a minimum distance of 15 inches between the cooktop and adjacent overhead cabinets.
4. The cooktop comes with a 48-inch flexible armored cable for electrical connection.
5. Refer to the installation instructions for detailed guidance.
6. Check local codes to determine the required breaker size.
7. If installing above a wall oven, the approximate cooking dimensions should be as follows:
 - 4-5/8 inches at baffle near the center of the unit (except when installed above an approved wall oven)
 - 3-1/4 inches at the rear of the air intake
8. The minimum distance to the rear wall should be 1-3/4 inches.
9. Ensure a minimum of 2-1/2 inches clearance from the front edge of the countertop to the front edge of the cooktop cutout.
10. The minimum distance from the top surface of the countertop to the top surface of the wall oven support platform should be 31-1/4 inches.
11. For unprotected overhead cabinets, the maximum depth should be 13 inches when no hood or microwave is installed.
12. Ensure a minimum of 2-1/2 inches clearance to the side wall from the cut-out on both sides of the cooktop.
13. There should be a minimum height of 15 inches from the countertop to the nearest cabinet (including light rails) on both sides of the cooktop.
14. The electrical junction box should be positioned 16 inches below the countertop with a minimum clearance of 2 inches to the side wall from the cut-out on both sides of the cooktop.
15. Refer to the written warranty for full details on the limited 1-year warranty for parts and labor.

FEATURES & BENEFITS

- Take culinary skills to the next level with Gourmet Guided Cooking, which combines video-guided recipes from

chefs with a system that automatically adjusts the time, temperature and cooking pace for perfect results.

- Control your cooktop with your Smart phone using WiFi Connect.
- Prep like a pro with rapid, precise heat control that stays cool to the touch using four induction elements.
- When you're updating your kitchen, attention to detail is a priority.
- That's why Café cooktops are guaranteed for an exact fit for an easy and seamless replacement.
- Make your cooking process as impressive as the food itself, with touch controls that let you control heat with just one swipe.
- Cook pastas al dente in no time, with an 11" induction element that boils a quart of water in 101 seconds.
- Evenly heat large cookware like griddles or dutch ovens by controlling two 7" synchronized elements with just the touch of a button.
- Make multitasking look easy with a multi-element timer that lets you manage up to five pans at once.
- Prevent unintended burner activation with control lock capability.
- Customize your cooktop to meet your unique needs with personalized settings.
- Sear with speed with Pan presence and size sensors that heat to the size of your pan and turn off when it's off the cooktop.

APPEARANCE

- **Color** Appearance Flagstone Gray
- **Frameless** Yes

FEATURES

- **Cooktop Surface** Gray Ceramic Glass with Beveled-Edge
- **Cooktop Burner Type** 4 Induction Elements
- **Element – Left Front** 7" 2500W
- **Element – Left Rear** 7" 2500W
- **Element – Right Front** 11" 3700W
- **Element – Right Rear** 6" 1800W
- **Control Location** Front Center
- **Control Type** Glide Touch
- **Cooktop Control Features**
 - Control Lock Capability
 - Custom Settings
 - Kitchen timer
 - Melt Setting
 - Multi-element timer
 - Sync-Burners Capability
- **Melt Setting** Yes
- **Indicator Lights**
 - 4 Hot Surface
 - Surface Element "ON"
 - Setting Level Indicators
 - White/Red

- **Timer** Yes
- **Optional Accessories** JXPROBE1 – Precision cooking probe

WEIGHTS & DIMENSIONS

- **Approximate Shipping Weight** 45 lb
- **Cabinet Width** 30 in
- **Cooktop Size** 30 in
- **Cutout Dimensions (Width x Depth) (In.)** 28-1/2 x 19-5/8
- **Net Weight** 39 lb
- **Overall Depth** 20 7/8 in
- **Overall Height** 4 5/8 in
- **Overall Width** 29 3/4 in

POWER/RATINGS

- **Amp Rating at 208V** 40
- **Amp Rating at 240V** 40
- **KW Rating at 208V** 6.4
- **KW Rating at 240V** 7.4

ACCESSORIES

11" Gourmet Guided Cooking Pan Included

WARRANTY

- **Parts warranty** Limited 1-year entire appliance 90 days post-install on cooktop glass
- **Labor warranty** Limited 1-year entire appliance
- **Warranty notes** See written warranty for full details

DIMENSIONS AND INSTALLATION

- **Important:** Requires a 3" free area between the bottom of the cooktop to any combustible material, i.e., shelving. Free area not required when installing wall oven underneath cooktop. Refer to installation instructions. Requires a 15" minimum from cooktop to adjacent overhead cabinets. Units are furnished with a 48" flexible armored cable.
- **Note:** 30" induction cooktops are approved for use over select Café 27" and Café 30" Single Wall Ovens and Warming Drawers. Refer to cooktop and wall oven/warming drawer installation instructions packed with product for current dimensional data. If installed with a Café Telescopic Downdraft System, consult both the cooktop and downdraft installation instructions packed with product before installing. Cooktop gas/electric supply may need to be re-routed to install downdraft. The countertop cutout requires 23-1/2" minimum flat countertop surface and 25" minimum total countertop depth. In addition, other clearances to front edge of the countertop must be considered. Before installing, consult installation instructions packed with product for

current dimensional data.

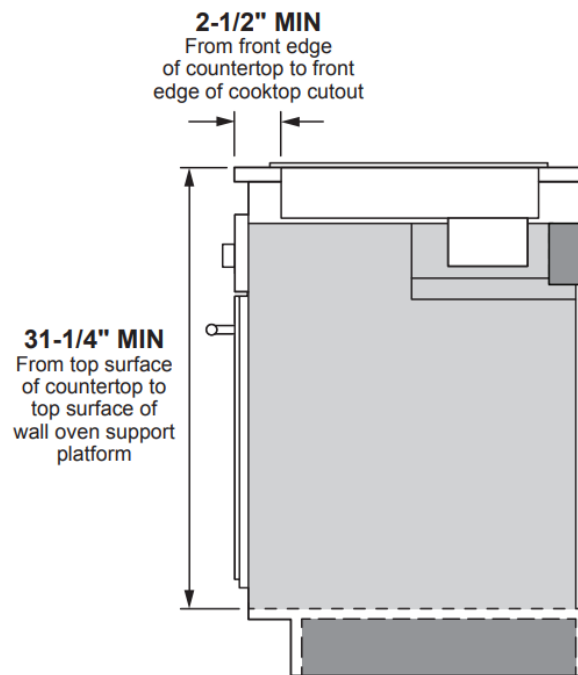
- **KW RATING**

- 240V 7.4
- 208V 6.4

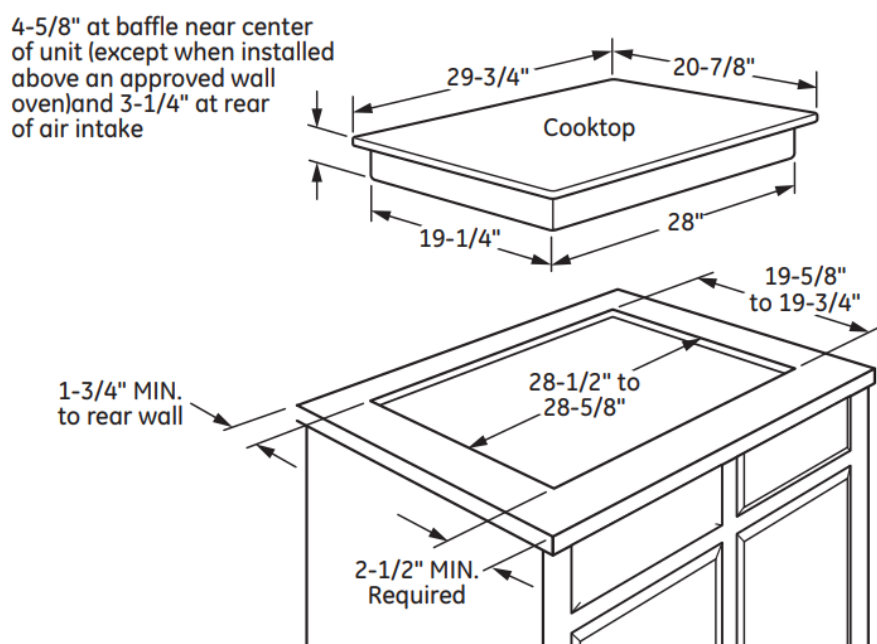
- **AMPERAGE**

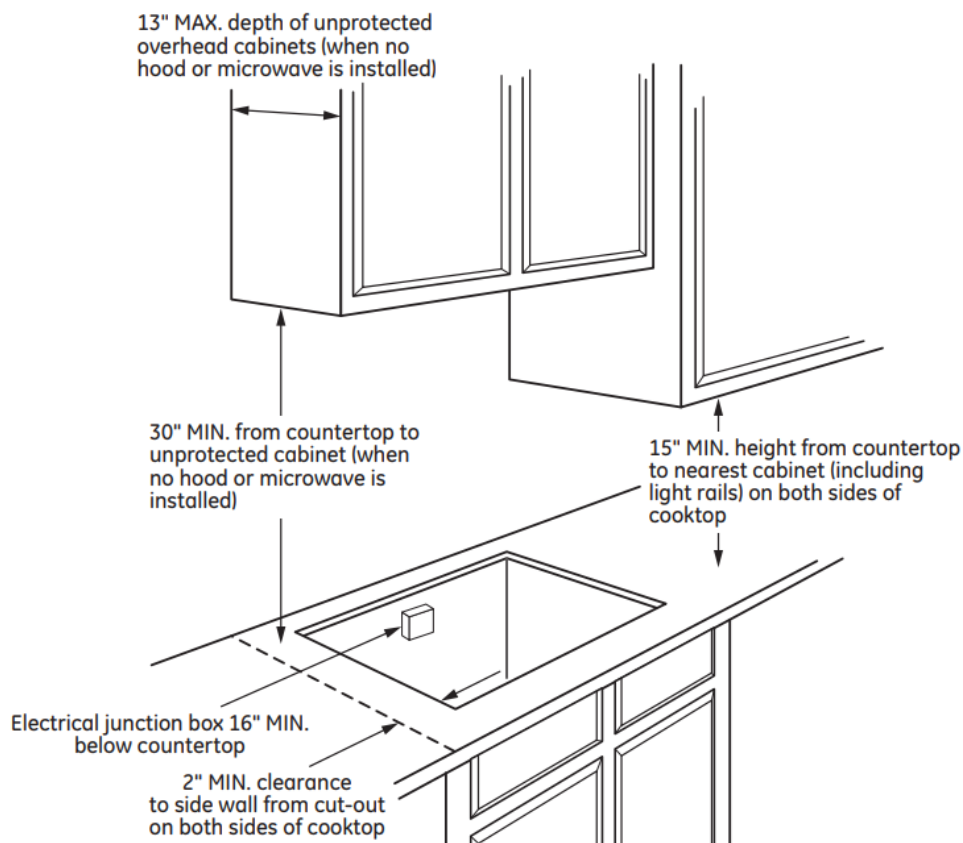
- 240V 40 Amps†
- 208V 40 Amps†

Installation above a wall oven




Approximate Cooking Dimensions





Documents / Resources

	<p>CAFE CHP95362MSS 36 Smart Touch Control Induction Cooktop [pdf] Owner's Manual CHP95362MSS, CHP95302MSS, CHP95362MSS 36 Smart Touch Control Induction Cooktop, 36 Smart Touch Control Induction Cooktop, Control Induction Cooktop, Induction Cooktop, Cooktop</p>
---	---

References

- 
[Café Appliances](#)