



## CAF CGP95303MS2 Built In Gas Cooktop Owner's Manual

[Home](#) » [Caf](#) » CAF CGP95303MS2 Built In Gas Cooktop Owner's Manual 

### Contents

- [1 CAF CGP95303MS2 Built In Gas Cooktop](#)
- [2 FEATURES & BENEFITS](#)
- [3 APPEARANCE](#)
- [4 POWER/RATINGS](#)
- [5 WEIGHTS & DIMENSIONS](#)
- [6 ACCESSORIES](#)
- [7 WARRANTY](#)
- [8 DIMENSIONS AND INSTALLATION](#)
- [9 Installation above a wall oven](#)
- [10 ADDITIONAL ACCESSORIES](#)
- [11 Documents / Resources](#)
  - [11.1 References](#)
- [12 Related Posts](#)

**C A F É**

**CAF CGP95303MS2 Built In Gas Cooktop**



**FEATURES & BENEFITS**

- Sear, fry and sautee on a 20,000 BTU triple ring burner.Enjoy peace of mind with a touch of style thanks to white LED backlit, heavy-duty knobs that let you know when a burner is activated at a glance
- Get the most from your cooktop and eliminate the need for extra cookware with an extra-large, integrated cooktop griddle.
- When you're updating your kitchen, attention to detail is a priority.
- That's why Café cooktops are guaranteed for an exact fit or Café
- Appliances will pay up to \$100 toward modifications
- Cook several dishes at once on a 30" cooktop with five sealed burners that provide multiple levels of heat
- Always get your hollandaise just right with a simmer burner that provides low, even heat.
- Easily move heavy cookware across the surface without worry, thanks to continuous, cast-iron burners.
- Prevent unintended burner activation with control lock capability.
- Keep your kitchen sparkling, even when there's a spill with sealed cooktop burners that contain messes for easy cleanup.
- Enjoy the party without worrying about clean up, thanks to dishwasher-safe grates

**APPEARANCE**

APPEARANCE	
Control Knobs	Dishwasher Safe White LED Backlit
Cooktop Burner Grate Color	Matte Black

**FEATURES**

Cooktop Burner Type	5 Sealed
Cooktop Surface	Deep Stainless Steel
Ignition System	Electronic
Burner – Left Front	9,500 BTU
Burner – Left Rear	9,500 BTU
Burner – Right Front	12,000 BTU
Burner – Right Rear	5,000 BTU
Burner – Center	20,000 BTU Tri-ring Power Boil
Control Type	Knob
Cooktop Control Features	Child Lock
Control Location	Front Center
Cooktop Burner Grate Features	Continuous Grates Dishwasher Safe Edge-to-Edge Grates
Cooktop Burner Grate Material	Heavy Cast
Fuel Type	Natural Gas (factory set)
Valves (Degree of Turn)	270

## POWER/RATINGS

Burner BTU Ratings (000's/BTU) – LP Gas	(1) 18.0 (1) 12.0 (2) 9.5 (1) 5.0
Burner BTU Ratings (000's/BTU) – Natural Gas	(1) 20.0 (1) 12.0 (2) 9.5 (1) 5.0
Volts/Hertz/Amps	120V 60Hz 5A

## WEIGHTS & DIMENSIONS

Approximate Shipping Weight	51 lb
Cabinet Width	30 in
Cutout Dimensions Width x Depth) (In.)	28-1/2 x 19-5/8
Net Weight	45 lb
Overall Depth	21 in
Overall Height	5 1/2 in
Overall Width	30 in

## ACCESSORIES

Stainless Steel Cleaner	Included
Griddle	Cast Iron – Included
LP Conversion Kit	Included

## WARRANTY

Parts warranty	Limited 1-year entire appliance
Labor warranty	Limited 1-year entire appliance
Warranty notes	See written warranty for full details

## DIMENSIONS AND INSTALLATION

**AGA Requirement:** All gas cooktop models require

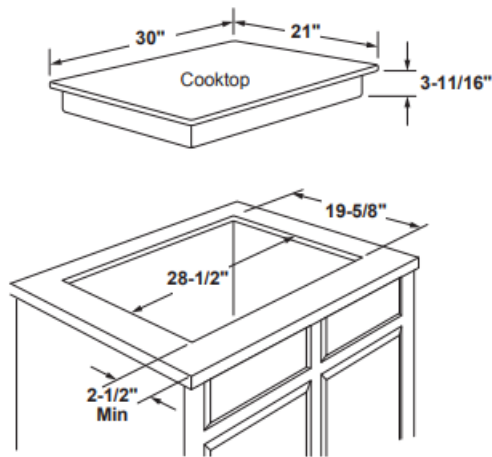
7/16" free area below cooktop height to combustible material. Requires 18" minimum from countertop to adjacent overhead cabinets.

**Note:** If installing with a Telescopic Downdraft System, consult both cooktop and downdraft installation instructions packed with product before installing. Cooktop gas/electric supply may need to be re-routed to install downdraft.

**Electrical Rating:** 120V, 60Hz, 5A

**Installation With Single Wall Oven Information:**

30" Gas Cooktops are approved for use over select Café 27" and 30" Wall Ovens and Warming Drawers. 30" and 36" Gas cooktops are approved for use over select 30" Wall Ovens and Warming Drawers. Refer to cooktop and wall oven/warming drawer installation instructions packed with product for current dimensional data.



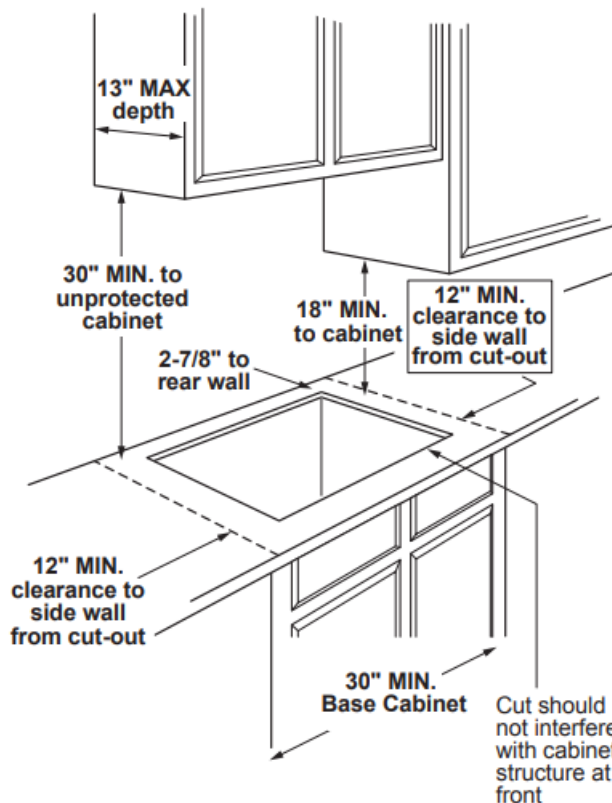
**Installation Information:** Before installing, consult installation instructions, DIMENSIONS AND INSTALLATION AGA Requirement: All gas cooktop models require 7/16" free area below cooktop height to combustible material. Requires 18" minimum from countertop to adjacent overhead cabinets.

**Note:** If installing with a Telescopic Downdraft System, consult both cooktop and downdraft installation instructions packed with product before installing. Cooktop gas/electric supply may need to be re-routed to install downdraft.

**Electrical Rating:** 120V, 60Hz, 5A

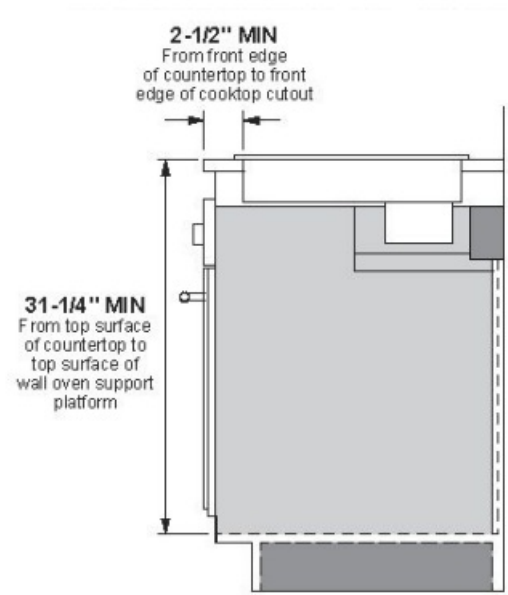
#### Installation With Single Wall Oven Information:

30" Gas Cooktops are approved for use over select Café 27" and 30" Wall Ovens and Warming Drawers. 30" and 36" Gas cooktops are approved for use over select 30" Wall Ovens and Warming Drawers. Refer to cooktop and wall oven/warming drawer installation instructions packed with product for current dimensional data.



**Installation Information:** Before installing, consult installation instructions, packed with product, for current dimensional data.

Installation above a wall oven



Dimension and installation information are shown in inches. Allow 5-3/4" depth at rear for electrical and gas connections

ADDITIONAL ACCESSORIES



CXCG1K0PMBZ  
Brushed Bronze  
Knobs



CXCG1K0PMSS  
Brushed Stainless  
Knobs



CXCG1K0PMBT  
Brushed Black  
Knobs



CXCG1K0PMCU  
Brushed Copper  
Knobs



CXCG1K0PMCG  
Brushed Brass  
Knobs



CXCG1K0PMFB  
Flat Black  
Knobs

For answers to your Café™ product questions, visit our website at [cafeappliances.com](https://cafeappliances.com).  
© 2022 GE Appliances 8/22

Documents / Resources

	<p><a href="#">CAF CGP95303MS2 Built In Gas Cooktop</a> [pdf] Owner's Manual CGP95303MS2 Built In Gas Cooktop, CGP95303MS2, Built In Gas Cooktop, In Gas Cooktop, Gas Cooktop, Cooktop</p>
--	--

## References

-  [Cafe Appliances](#)

Manuals+.