



Cable Matters 201075 USB-C KVM Dock with Remote Control User Manual

[Home](#) » [Cable Matters](#) » Cable Matters 201075 USB-C KVM Dock with Remote Control User Manual 



USB-C® KVM Dock for 2 Computers

201075

User Manual

HDMI®

www.cablematters.com



Contents

- 1 Introduction
- 2 PRODUCT OVERVIEW
- 3 CONNECTION INSTRUCTIONS
- 4 Technical Specifications
- 5 Warranty and Support
- 6 Documents / Resources
 - 6.1 References

Introduction

1.1 Introduction

Thank you for your purchase from Cable Matters Inc., the 'Reliable Connectivity' company. This User Manual provides an overview of the features and installation of the

USB-C® KVM Dock for 2 Computers

Please read these instructions carefully before connecting, operating or configuring this product. Please keep this manual for future reference.

Contact support@cablematters.com for questions or product support.

1.2 Copyright and Trademarks

Cable Matters is a registered trademark or trademark of Cable Matters Inc. All rights reserved. All other trademarks are the property of their respective owners.

USB4® are trademarks of USB Implementers Forum. Thunderbolt™ is a trademark of Intel Corporation. The terms HDMI, HDMI High Definition Multimedia Interface, and the HDMI logo are trademarks or registered trademarks of HDMI Licensing Administrator, Inc. DisplayPort™ and the DisplayPort™ logo are trademarks owned by the Video Electronics Standards Association (VESA® , USB Type-C® and USB-C®) in the United States and other countries.

This manual may make reference to trademarks, registered trademarks, and other protected names and/or symbols of third-party companies not related in any way to Cable Matters. Where they occur, these references are for illustrative purposes only and do not represent an endorsement of a product or service by Cable Matters, or an endorsement of the product(s) to which this manual applies by the third-party company in question. Regardless of any direct acknowledgement elsewhere in the body of this document, Cable Matters hereby acknowledges that all trademarks, registered trademarks, service marks, and other protected names and/or symbols contained in this manual and related documents are the property of their respective holders.

1.3 FCC Compliance Statement

This device complies with Part 15 of the FCC Rules. Operation is subject to the following two conditions:

1. This device must not cause harmful interference, and
2. this device must accept any interference received, including interference that may cause undesired operation.

PRODUCT OVERVIEW

2.1 Package Contents

Please check that the following items are contained in the box:

- 1 x USB-C® KVM Dock
- 1 x Docking Station Stand
- 2 x USB-C Cables
- 1 x Remote Control with Battery
- 1 x User Manual
- 1 x 180W Power Adapter

Note: All cables to connect USB devices to the Dock are sold separately

2.2 Product Description

The Cable Matters® USB-C® KVM Dock is an ideal solution for sharing displays and USB peripheral devices between 2 computers that feature DisplayPort Alternate Mode over the USB-C® ports. Connect the dock over USB-C® to USB-C equipped computers, and share up to 2 USB-C® to two displays, 7 USB peripherals, 2 SD cards,

and 1 audio device between two computers. Charging one computer up to 100W or two computers at 65W for each. Also, enjoy easy access to the connected devices with a single press button on the remote control. No hassle to unplug and re-plug your devices.

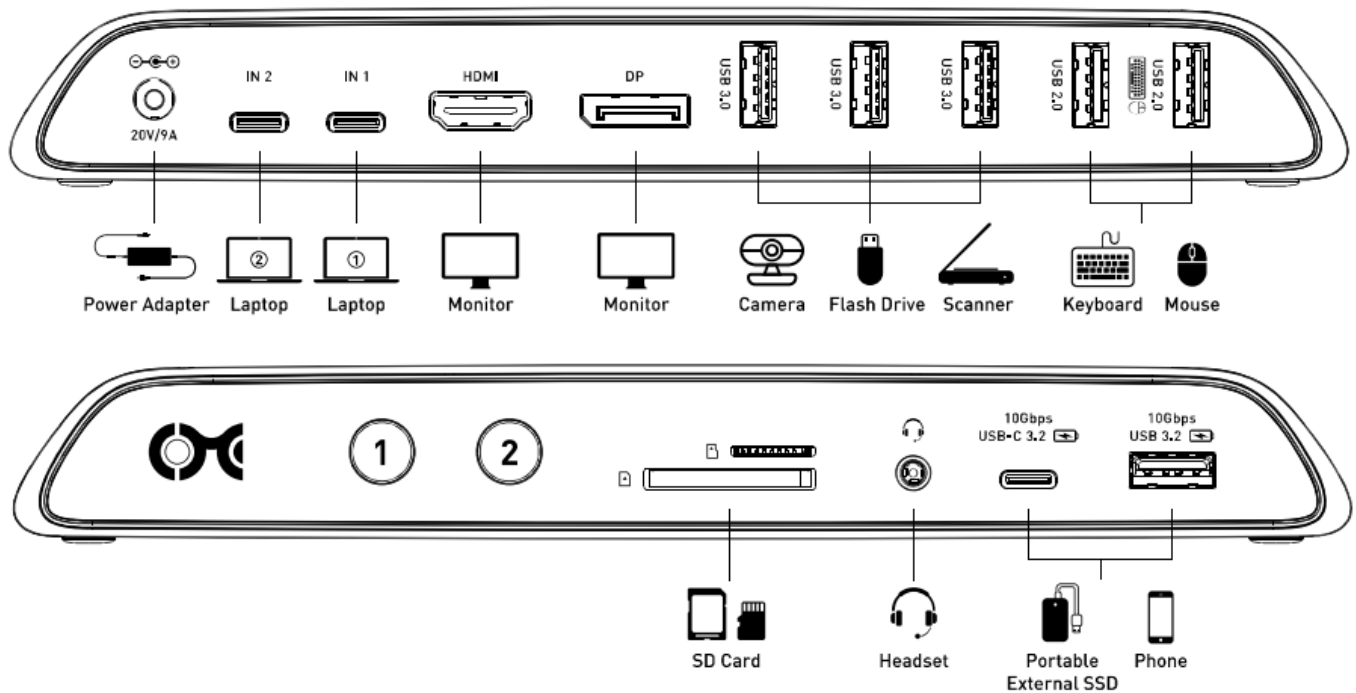


2.3 Product Features

- Share two monitors and multiple USB devices with two computers. Enjoy instant switching access to the connected USB peripherals, like a printer, scanner, keyboard, mouse, webcams, hard disks, SD cards, TRRS headphones and more.
- Connect to USB 3.0 devices for data transferring with transfer rate up to 5Gbps
- Connect to USB 3.2 Gen2 USB-A or USB-C devices for data transferring with transfer rate up to 10Gbps
- Charging up to 5V 1.5A with the front USB-A port
- Charging up to 5V 3A with the front USB-C port
- Connect up to two monitors over HDMI and DisplayPort.
- Supports a maximum of two 4K @60Hz displays (3840 x 2160) or one 8K @30Hz display (7680 x 4320)
- Switch between 2 computers with a single press button on the lightweight remote controller or on the dock
- Blue LED light on the dock indicates which connected computer has access to all peripherals
- Plug and play, no driver required
- Turn off/on the remote control by pressing and holding down the #1 and #2 buttons on the Dock for 5 seconds
- Supports up to 100W charging for one computer or 65W for two computers
- The logo LED light indicates the power supply is connected.
- White button LED light indicates no source device is connected and blue button LED light indicates there is source device connected.

CONNECTION INSTRUCTIONS

3.1 Panel Diagram



1. DC power port
2. 2x USB-C ports for computers connection
3. 1x HDMI Port
4. 1x DisplayPort Port
5. 3x USB-A 3.0 ports for USB peripherals
6. 2x USB-A 2.0 ports for keyboard and mouse
7. 2 Buttons for source switching(with blue LED light indicating a valid control and white LED light indicating no source computer is connected)
8. SD and microSD card slots
9. 3.5mm TRRS combo headphones/mic port
10. USB-C 3.2 Gen 2 10Gbps port with 5V/3A charging support
11. USB-A 3.2 Gen 2 10Gbps port with 5V/1.5A charging support

Note: All cables to connect USB devices to the Dock are sold separately

3.2 Remote Instalation

Remove the insulating tab from the end of the battery and check that the battery is installed correctly



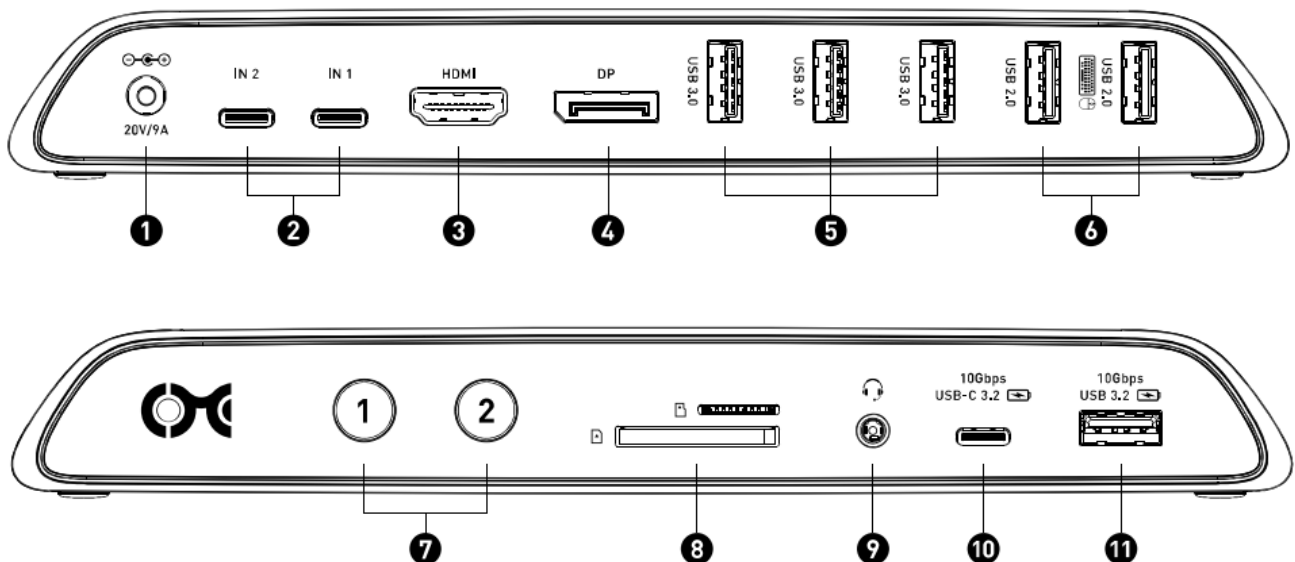
Troubleshooting tips:

- Replace the battery

- Make sure the dock is powered on
- The included remote control is already paired to the dock by default. To manually pair a replacement remote control, power on ONLY the dock to pair and hold down the Pair button on the remote control for 3 seconds until the remote control LED stops flashing. If multiple docks are used in the same room, power off all other docks before pairing.

3.3 Connection Instructions

1. Connect the dock to the power adapter
2. Connect the dock to up to 2 USB-C-equipped Computers with the provided USB-C cables
3. Computers equipped with Power Delivery should indicate that they are charging
4. Wait up to 20 seconds while USB drivers are automatically installed
5. Check that the blue LED on the logo is lit
6. Connect the dock to up to 2 displays via HDMI and DisplayPort
7. Connect the dock to up to 12 devices through relative ports



3.4 Troubleshooting Tips

- Verify that the dock is powered on, the blue LED light is lit and all cables are securely connected
- Verify that correct cables are connected:
 - USB-C cable to the source computer
 - Source computers to the USB-C ports at the rear of the dock
 - Display cables to HDMI and/or DisplayPort ports on monitor(s)
 - USB devices to the USB ports on the dock
- Holding the button 1 & 2 for 5 seconds, the rapidly-blinking LED lights indicate the remote control function is turned off, the slowly-blinking LED lights indicate the remote control function is turned on.
- Check if driver installation is required for the attached devices on the connected computers
- Test each cable or equipment directly with other equipment
- Restart or reconnect the dock by unplugging and re-plugging it back in
- If USB keyboards, mice, or other devices do not work or intermittently lose connection, connect them to the two

USB 2.0 ports at the rear. Try a lower display resolution and refresh rate if monitors do not work

- Host device(s) must support DisplayPort Alternate Mode (DP 1.2 or DP 1.4) for video
- Try a different USB-C port on the host device
- Apple M1/M2 devices are limited to one external monitor
- Some devices with Intel integrated graphics may require a graphics update from Intel's website

Contact support@cablematters.com with any questions

Technical Specifications

Model 201075

Dock Connections

USB-C Input	2x USB-C Female
USB-A Output	3x 5Gbps USB-A 3.0 Female 1x 10Gbps USB-A 3.2 Female with 5V1.5A charging 2x 480Mbps USB-A 2.0 Female
USB-C Output	1x 10Gbps USB-C 3.2 Female with 5V3A charging
Power	180W DC 2.5 Power adapter
Display	1x HDMI Female, 1x DisplayPort Female
Maximum Resolution	1x 8K @30Hz display (7680×4320) -OR- 2x 4K @ 60Hz displays (3840×2160)
Audio	3.5mm TRRS Combo Audio Port/2 Ch audio
SD Card	1x UHS-I SD card slot, 1x UHS-I microSD card slot

Remote Battery	CR2025
Dimensions	
Dock (L x W x H)	7.8 x 2.8 x 0.9 Inches (198x70x25mm)
Dock Weight	11.8 Oz (335g)
Remote (L x W x H)	3.3 x 1.5 x 0.24 Inches (84x38x6mm)
Remote Weight	0.7 Ounces (20g)
Environmental	
Operating Temperature	32°F to 104°F
Storage Temperature	-4°F to 140°F
Max Power Consumption	1.0 W
Regulatory Approvals	
USB-C KVM Dock	FCC, CE, RoHS
Warranty	Limited One-Year

Warranty and Support

5.1 Customer Support and Contact Information

Cable Matters offers lifetime technical support as an integral part of our commitment to provide industry leading solutions. Email us with any questions at support@cablematters.com.

5.2 Warranty Information

This product is backed by a limited one-year warranty. In addition, Cable Matters warrants its products against defects in materials and workmanship for the periods noted, following the initial date of purchase. During this period, the products may be returned for repair, or replaced with equivalent products at our discretion. The warranty covers parts and labor costs only. Cable Matters does not warrant its products from defects or damages arising from misuse, abuse, alteration, or normal wear and tear.


5.3 Limitation of Liability

In no event shall Cable Matters Inc. (including their officers, directors, employees or agents) be liable for any damages (whether direct or indirect, special, punitive, incidental, consequential, or otherwise), loss of profits, loss of business, loss of data, or any pecuniary loss, arising out of, or related to the use of this product exceeding the actual price paid for the product (as allowed by state law).

Cable Matters® is a registered trademark or trademark of Cable Matters Inc. All rights reserved.



Documents / Resources

 <p>Cable Matters USB-C KVM Dock for 2 Computers 201075 User Manual HDMI www.cablematters.com</p>	<p>Cable Matters 201075 USB-C KVM Dock with Remote Control [pdf] User Manual 201075 USB-C KVM Dock with Remote Control, 201075, USB-C KVM Dock with Remote Control, Dock with Remote Control, Remote Control</p>
--	--

References

- [Cables, Adapters, & Docking Stations: USB-C, Thunderbolt 3, DisplayPort, HDMI, DVI, VGA, USB, Computer, SATA, SAS, Ethernet, Networking, AV, Power | Cable Matters](#)