



C2G54535 USB-C Triple Display Docking Station User Manual

[Home](#) » [C2G](#) » C2G54535 USB-C Triple Display Docking Station User Manual 

Contents

- [1 C2G54535 USB-C Triple Display Docking Station](#)
- [2 PRODUCT OVERVIEW](#)
 - [2.1 FRONT PANEL](#)
 - [2.2 REAR PANEL](#)
- [3 FEATURES](#)
- [4 PACKAGE CONTENTS](#)
- [5 WINDOWS 10 DISPLAYLINK DRIVER INSTALLATION](#)
- [6 MAC OS DISPLAYLINK DRIVER INSTALLATION](#)
- [7 IMPORTANT SAFETY INFORMATION](#)
- [8 C2G WARRANTY](#)
- [9 Documents / Resources](#)
- [10 Related Posts](#)

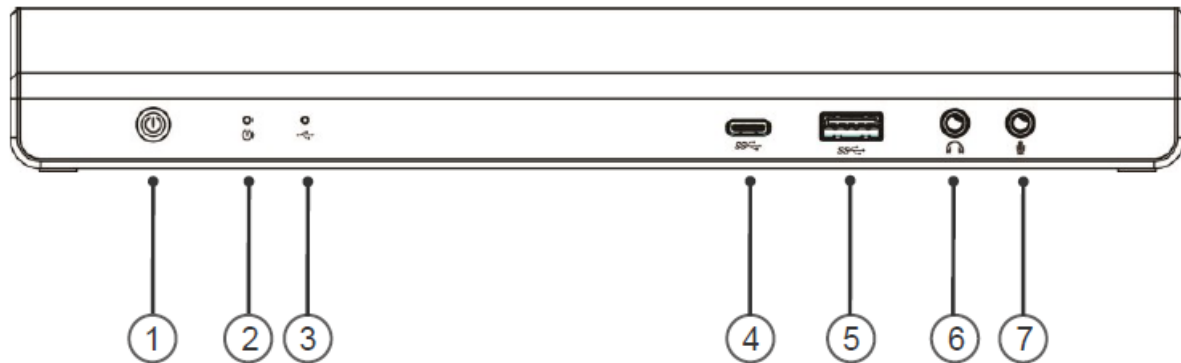
C2G[®]
A brand of  **legrand**[®]

C2G54535 USB-C Triple Display Docking Station



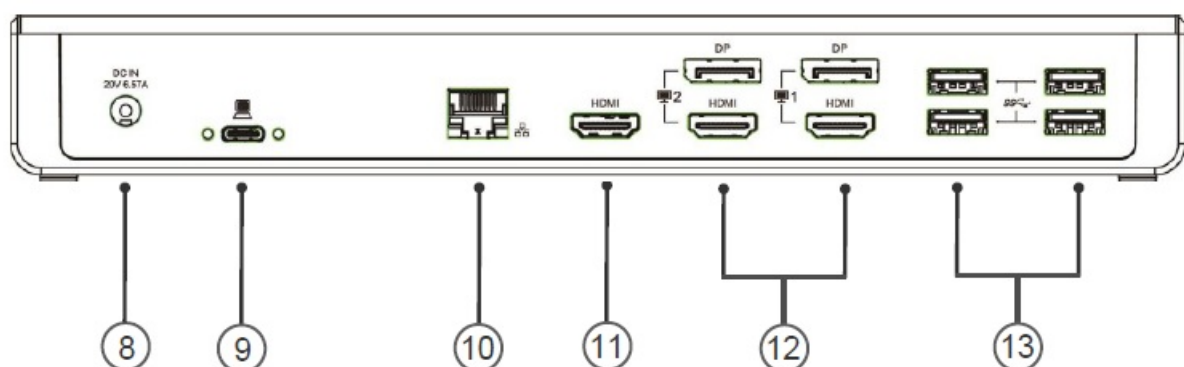
PRODUCT OVERVIEW

FRONT PANEL



	FRONT PANEL	DESCRIPTION
1	Power Button	Switch power on / off
2	Power Indicator	LED will light blue when power is on
3	USB Connection Indicator	LED will light green when USB is connected
4	USB-C Port	Connect a USB-C device
5	USB 3.0 Type-A Port	Connect a USB 3.0 device and this port supports enhanced mobile device charging
6	Headphone Jack	Connect to a speaker or headphones
7	Microphone Jack	Connect to a microphone

REAR PANEL



	REAR PANEL	DESCRIPTION
8	Power Jack	Connect the power adapter
9	USB-C Port	Connect to the USB-C port of a computer
10	Gigabit Ethernet Port	Connect to a local network for network and Internet access
11	HDMI Port	Connect to an HDMI monitor
12	DisplayPort Port x2 HDMI Port x2	Connect to DisplayPort or HDMI monitors
13	USB 3.0 Type-A Port x4	Connect to USB 3.0 devices

FEATURES

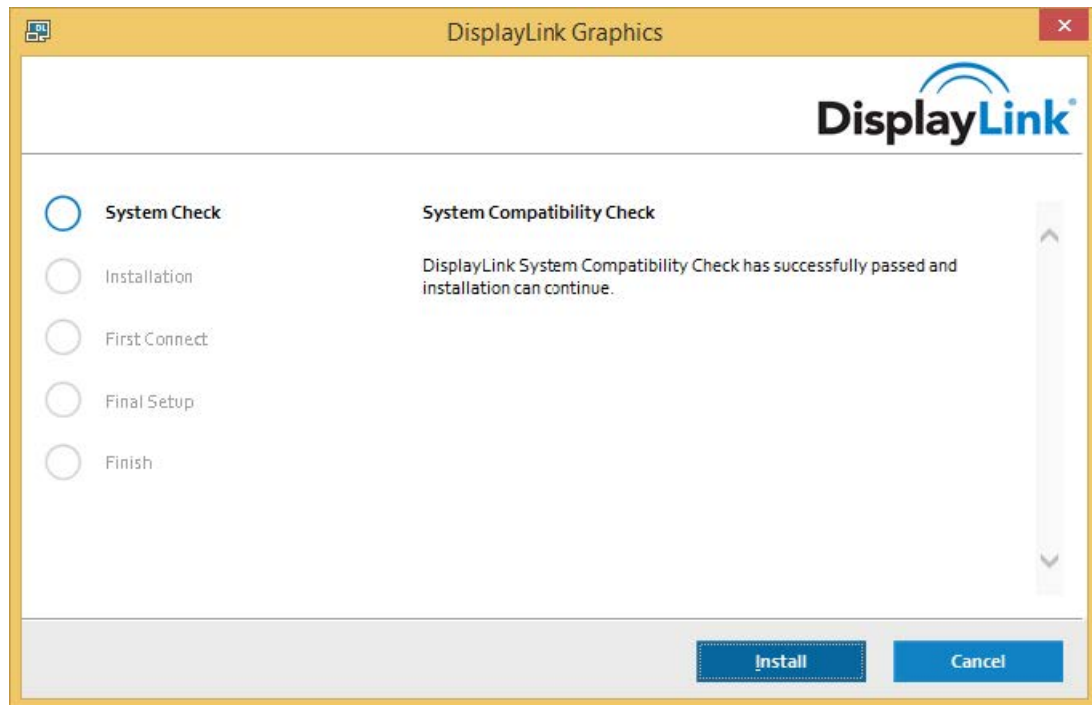
- Triple 4K display extension
- 1 x USB-C upstream port
- 4 x USB 3.0 Type-A downstream ports
- 1 x USB 3.0 Type-A downstream port with enhanced mobile device charging
- 1 x USB-C downstream port
- Supports audio 2.1 channel
- Gigabit Ethernet port
- Supports DisplayPort resolutions up to 4096 x 2160 @ 60Hz

- Supports HDMI resolutions up to 3840 x 2160 @ 30Hz
- Supports power delivery up to 85W
- Supports Windows® 10 and Mac OS®

PACKAGE CONTENTS

- 1 x USB-C Triple Display Docking Station
- 1 x USB-C Cable
- 1 x 20V 6.75A Power Adapter
- 1 x Manual

WINDOWS 10 DISPLAYLINK DRIVER INSTALLATION



<http://www.displaylink.com/downloads/>

DisplayLink software can be installed from Windows Update. Alternatively, the software can be downloaded and installed from the DisplayLink website following the steps below.

1. Double click on the DisplayLink executable, eg DisplayLink_RX.X.exe.
2. Click Yes. DisplayLink Core Software installs.
3. The System Compatibility Check then runs.
4. You are then informed when installation of DisplayLink software has completed.
5. Connect the Docking Station to computer after the driver installation is completed.

MAC OS DISPLAYLINK DRIVER INSTALLATION



<http://www.displaylink.com/downloads/>

DisplayLink software can be downloaded and installed from the DisplayLink website following the steps below.

1. Select the 'DisplayLink Software Installer' to begin installation of the DisplayLink driver on your Mac.
2. This will run a standard Mac installer and will require a reboot once it has completed.
3. Connect the Docking Station to computer after the driver installation is completed.

IMPORTANT SAFETY INFORMATION

Do not plug the unit in any outlet that does not have enough current to allow the device to function. Refer to the specifications in this manual for power level of the unit.

Liquid: If this unit or it's corresponding power adapter has had liquid spilled on or in it, do not attempt to use the unit. Do not attempt to use this product in an outdoor environment as elements such as rain, snow, hail, etc. can damage the product.

In case of a storm, it is recommended that you unplug this device from the outlet.

Avoid placing this product next to objects that produce heat such as portable heaters, space heaters, or heating ducts.


THERE ARE NO USER-SERVICEABLE PARTS. Do not attempt to open this product and expose the internal circuitry. If you feel that the product is defective, unplug the unit and refer to the warranty information section of this manual.

C2G WARRANTY

At C2G we want you to be totally confident in your purchase. That is why we offer a warranty on this device. If you experience problems due to workmanship or material defects for the duration of this warranty, we will repair or replace this device.

To request a Return Merchandise Authorization (RMA) number, contact customer service at 800-293-4970 or www.c2g.com.

Documents / Resources

 <p><small>C2G is a registered trademark of C2G Inc. All other trademarks are the property of their respective owners. © 2015 C2G Inc. All rights reserved.</small></p>	<p>C2G C2G54535 USB-C Triple Display Docking Station [pdf] User Manual C2G54535, USB-C Triple Display Docking Station</p>
--	---

