



Contents [[hide](#)]

[1 buzbug MA-015B Bug Zapper](#)

[2 BeforeUsing](#)

[3 Installation and maintenance:](#)

[4 FCC STATEMENT:](#)

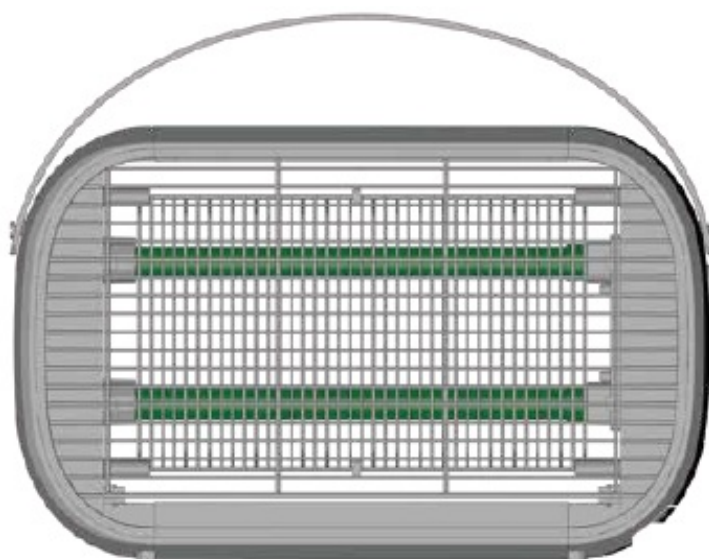
[5 CORRECT DISPOSAL OF THIS PRODUCT](#)

[6 Documents / Resources](#)

[6.1 References](#)

buzbug


buzbug MA-015B Bug Zapper



At Buzbug, we are devoted to a greener future as pioneers in energy conservation for the pest control industry. We are front-lining the technology by replacing UV bulbs with state-of-the-art UV-LEDs. We are also proud to introduce solar solutions for some of our

outdoor pest control products.

- Buzbug Guarantees 100% Satisfaction To Every Customer
- Visit buzbug.com to chat with a live representative, or email support@buzbug.com for assistance and inquiries.
- This product is covered in a 12-month warranty program.



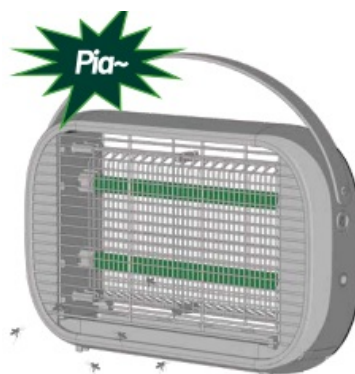
BeforeUsing

1. How effective is the product?

The effectiveness of our bug zapper relies on the specific environment in which it's utilized. Typically, it performs best in dark areas and areas devoid of human activity. If you notice that it's not eliminating bugs after a certain duration of use, please inspect the product's power grid to ensure it's functioning correctly. If any issues arise, you can always visit buzbug.com and access our 24/7 customer service for top-notch after-sales support and resolution. Your satisfaction is our priority, and we're here to ensure your product operates effectively.

2. Q.2 Is this bug zapper waterproof?

The product is not waterproof. Please refrain from using it outdoors during rainy conditions, and avoid rinsing the product with water to ensure its proper functionality and safety.



3. Will it make noise?

This product operates silently when no insects are present on the grid. However, when it successfully zaps insects, it may produce a noise level of 50-60 decibels. If you plan to use it indoors, we recommend avoiding activation during rest periods. In the rare case where the power grid emits noise without any insects, please reach out to our 24/7 customer service team to report the issue. During the product's warranty period, we will provide a free replacement to ensure your satisfaction.

4. Are there any security risks in using the bug zapper?

Buzbug bug zappers employ physical electric shock to eliminate insects, ensuring safety for pregnant women, children, and pets. However, it's important to note the following precautions: -Never touch the bug zapper with wet hands. -Keep the device out of reach of children and pets to prevent accidental contact.

5. Why doesn't the light come on after plugging in?

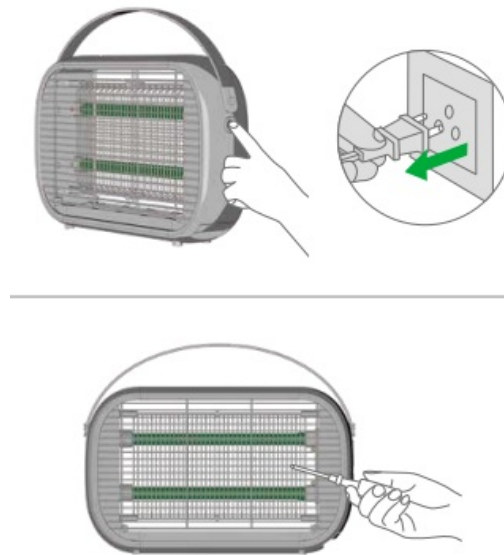
1. This model has an on/off button. Please check that the switch is on.
2. The switch may have experienced shipment damage, or the lamp may not be in good contact, or both. Please contact us immediately so that we can send you a new one.

6. Is it necessary to clean my insect repellent regularly?

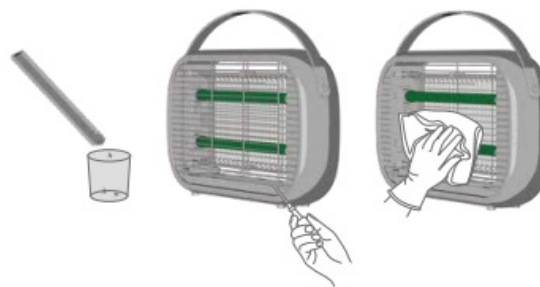
The buildup of dead insects can reduce the product's effectiveness and may even cause continuous electrical discharges, leading to product failure. It's recommended to clear the collection tray and the grid once a week.

7. How do I properly clean the bug zapper and replace a lamp?


1. Power Off: Before replacing a lamp, make sure the device is turned off and unplugged. Wait at least one minute to allow residual electricity to dissipate.
2. Discharge the Grid: Touch the internal grid with a screwdriver with an insulated handle for 5-10 seconds to safely discharge it to eliminate any residual charge.



3. Cleaning Process: Remove and empty the garbage collection tray at the bottom. Dismantle the protective nets on both sides and use a dry brush or soft cloth to clear insect debris from the grid. Never immerse it in water. Do not use abrasive solvents to clean plastic.

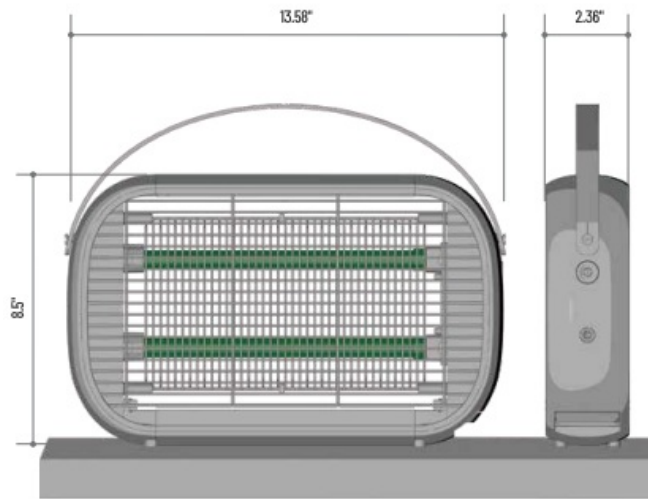


4. Lamp Replacement: To replace the lamp, utilize the lamp socket's user-friendly spring mechanism by squeezing it to the right to remove the old lamp, and then insert the new lamp into the socket, completing the replacement process.



BUZBUG BUG ZAPPER 5W

- Input Voltage: AC110V-120V 60HZ(US/CA); AC220V-240V 50HZ(UK/EU)
- Product Size: 345 x 216 x 60 mm / 13.58 x 8.5 x 2.36 inches
- Net Weight: 850g
- Power: 5W

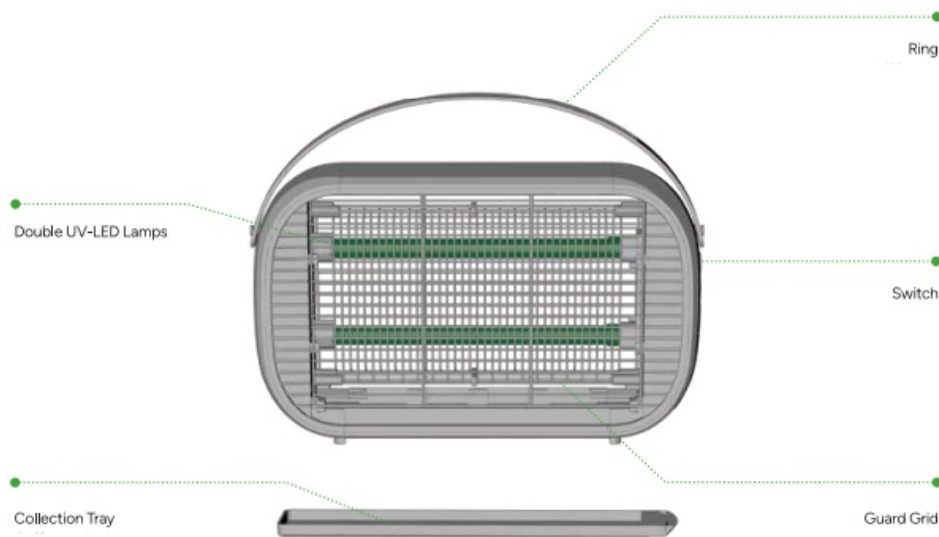


Installation and maintenance:

1. This device can stand freely on a firm surface or be wall-mounted.
2. To catch any dead insects that fall, place the detachable, washable plastic tray on the bottom of the device.
3. To ensure your mosquito killer lamp functions at its best, clean it once a week. This prevents the accumulation of dead insects, which can impair the product's performance or cause continuous electrical discharges that might lead to malfunction.

Warning!

1. High Voltage: This Electronic Indoor Insect Killer uses standard voltage (US/CA: 110-120V; UK/EU: 220-240V). Before using, make sure the voltage is appropriate.
2. When in contact with the metal grid, this device emits a high voltage. During use, avoid attempting to contact the high-voltage internal grids. Never place metal items inside the grid while it is active.
3. Keep children at a distance.
4. Avoid flammable, gaseous, noxious, and explosive substances.
5. Before cleaning or changing the bulbs, always unplug the appliance and turn off the power. Wait at least ONE minute before replacing the bulbs to allow the unit to fully drain, as there may be a residual charge after unplugging.
6. Supply cords must be fixed or replaced by a skilled technician if they are broken. For information on warranties or repairs, contact us.



FCC STATEMENT:

Any changes or modifications not expressly approved by the party responsible for compliance could void the user's authority to operate the equipment. This device complies with part 15 of the FCC Rules. Operation is subject to the following two conditions:

1. This device may not cause harmful interference, and
2. This device must accept any interference received, including interference that may cause undesired operation.

Note: This equipment has been tested and found to comply with the limits for a Class B digital device, pursuant to part 15 of the FCC Rules. These limits are designed to provide reasonable protection against harmful interference in a residential installation. This equipment generates uses and can radiate radio frequency energy and if not installed and used in accordance with the instructions, may cause harmful interference to radio communications. However, there is no guarantee that interference will not occur in a particular installation. If this equipment does cause harmful interference to radio or television reception, which can be determined by turning the equipment off and on, the user is encouraged to try to correct the interference by one or more of the following measures:

- Reorient or relocate the receiving antenna.

- Increase the separation between the equipment and receiver.
- Connect the equipment into an outlet on a circuit different from that to which the receiver is connected.
- Consult the dealer or an experienced radio/TV technician for help.

CORRECT DISPOSAL OF THIS PRODUCT



■ (Waste Electrical & Electronic Equipment) This marking shown on the product or its literature indicate that it should not be disposed of with other household wastes at the end of its working life. To prevent possible harm to the environment or human health from uncontrolled waste disposal, please separate this from other types of waste and recycle it responsibly to promote the sustainable reuse of material resources. Household user should contact either the retailer where they purchased this product or their local government office, for details of where and how they can take this item for environmentally safe recycling. Business users should contact their supplier and check the terms and conditions of the purchase contract. This product should not be mixed with other commercial wastes for disposal.

- Manufacturer: Foshan OSA Electrical Co., Ltd.
- Address: Jiangcun Bridge Side, Longzhou Rd, Leliu Town,
- Shunde, Foshan City, Guangdong, 528322, China

EC

UAB Qixiang Europe

Technical Information Center


REP

- Geschwister-Scholl-Str. 73, 60488 Frankfurt, Germany
- Email: qixiang.europe@gmail.com
- Phone: +49 6976 895074
- CET Product Service Ltd.
- Beacon House Stokenchurch Business Park,
- Ibstone Rd, Stokenchurch

REP ZOFCC


- High Wycombe HP14 3FE UK
- Email: info.cetservice@gmail.com
- MADE IN CI Phone: +44 741932 5266

Documents / Resources

	buzbug MA-015B Bug Zapper [pdf] User Manual MA-015B, MA-015B Bug Zapper, Bug Zapper, Zapper
---	--

References

- [User Manual](#)

 Bug Zapper, Buzbug, MA-015B, MA-015B Bug Zapper,
Buzbug Zapper

Leave a comment

Your email address will not be published. Required fields are marked *

Comment *

Name

Email

Website

☐ Save my name, email, and website in this browser for the next time I comment.

Post Comment

Search:

e.g. whirlpool wrf535swhz

Search

[Manuals+](#) | [Upload](#) | [Deep Search](#) | [Privacy Policy](#) | [@manuals.plus](#) | [YouTube](#)

This website is an independent publication and is neither affiliated with nor endorsed by any of the trademark owners. The "Bluetooth®" word mark and logos are registered trademarks owned by Bluetooth SIG, Inc. The "Wi-Fi®" word mark and logos are registered trademarks owned by the Wi-Fi Alliance. Any use of these marks on this website does not imply any affiliation with or endorsement.