

Burlan
QH009A Flying
Insect Trap



BURLAN QH009A Flying Insect Trap User Manual

[Home](#) » [Burlan](#) » BURLAN QH009A Flying Insect Trap User Manual 

Contents

- [1 BURLAN QH009A Flying Insect Trap](#)
- [2 INTRODUCTION](#)
- [3 SPECIFICATIONS](#)
- [4 WHAT'S IN THE BOX](#)
- [5 FEATURES](#)
- [6 SETUP GUIDE](#)
- [7 CARE & MAINTENANCE](#)
- [8 TROUBLESHOOTING](#)
- [9 PROS & CONS](#)
- [10 WARRANTY](#)
- [11 FREQUENTLY ASKED QUESTIONS](#)
- [12 References](#)

Burlan

BURLAN QH009A Flying Insect Trap



INTRODUCTION

The best way to get rid of bothersome flying insects in your house or place of business is with the BURLAN QH009A Flying Insect Trap. This plug-in gadget easily maintains a pest-free environment by fusing a stylish, small design with strong functionality. It attracts flying insects such as flies, moths, gnats, and mosquitoes with a 9W UV light and costs **\$27.40**. It is safe for families with kids and dogs because it doesn't use chemicals and isn't harmful. Ten disposable sticky glue boards are included with the trap, which successfully and covertly captures bugs to keep your surroundings tidy and mess-free. This creative gadget, which doubles as a night light and was introduced by BURLAN, is both fashionable and useful. It's the perfect option for offices, kitchens, and bedrooms because it's small and simple to use. Utilize the BURLAN QH009A to take charge of your space and experience unbroken comfort.

SPECIFICATIONS

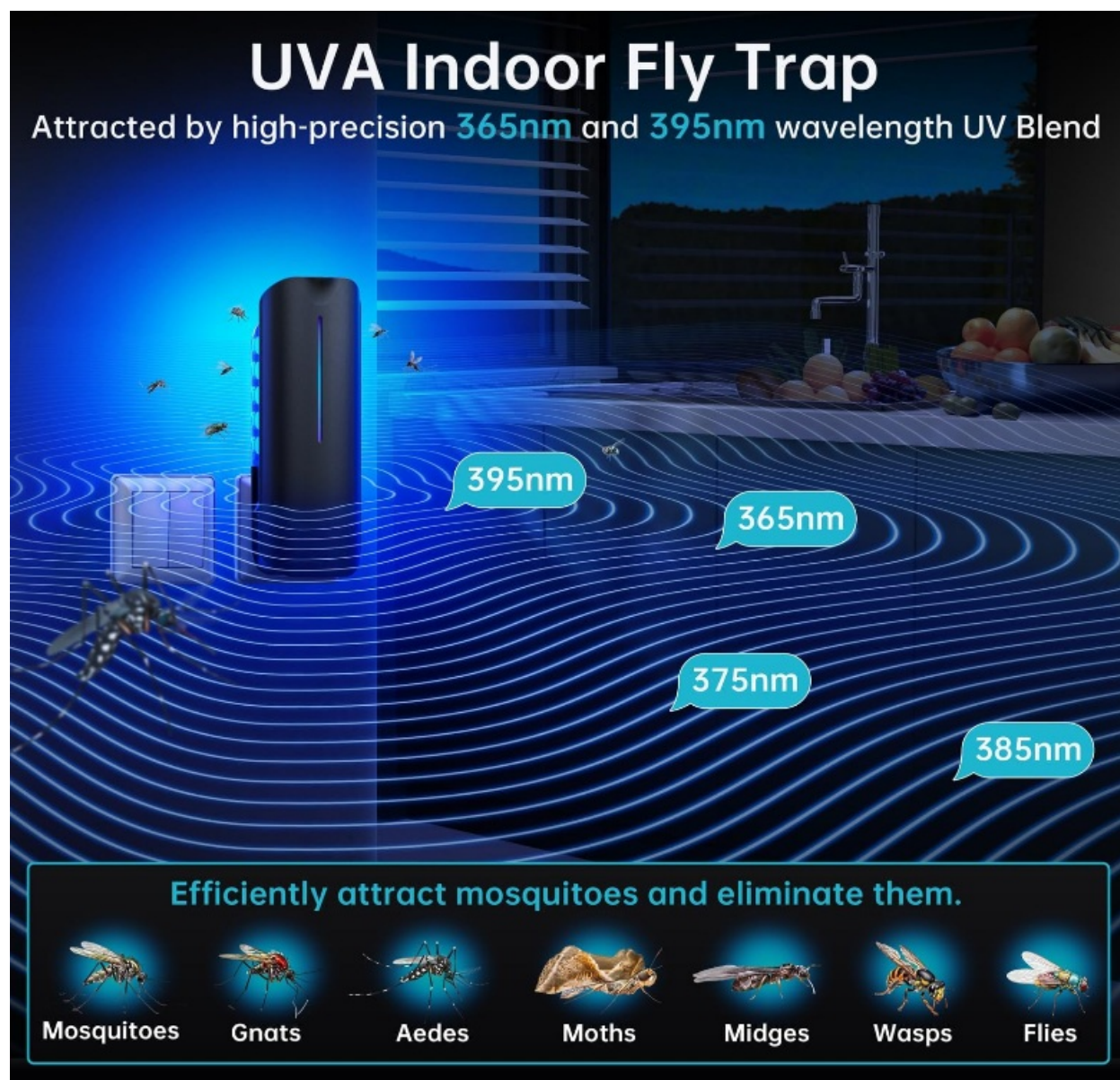
Product Name	BURLAN QH009A Flying Insect Trap
Type	Plug-in Mosquito Bug Zapper
Style	Starter Kit
Color	Black
Price	\$27.40
Features	– UV Light Attraction: Utilizes a 9W UV light to attract flying insects effectively.
	– Sticky Glue Boards: Comes with 10 replaceable sticky glue boards.
	– Compact Design: Suitable for homes and offices with discreet trapping.
	– Non-Toxic Operation: Safe for children and pets with no harmful chemicals.
Dimensions (L x W x H)	3.54 x 3.54 x 9.84 inches
Weight	Approximately 1.5 lbs (0.68 kg)
Power Source	Electric (Plug-in)
Power Output	9W
Lamp Type	UV Light
Glue Board Refills	Includes 10 sticky glue board refills
Package Includes	– 1x Burlan Flying Insect Trap Device
	– 10x Sticky Glue Boards
Special Notes	– Works best in darkened rooms.
	– Can be used as a night light with soft UV illumination.

WHAT’S IN THE BOX

- BURLAN QH009A Flying Insect Trap
- User Manual

FEATURES

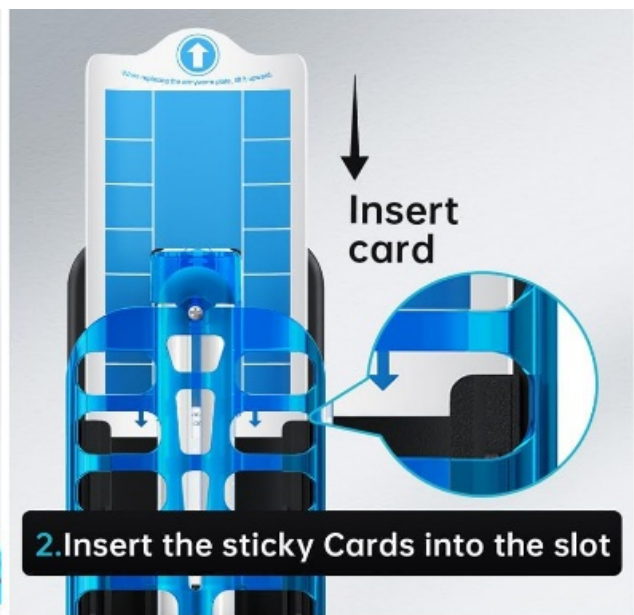
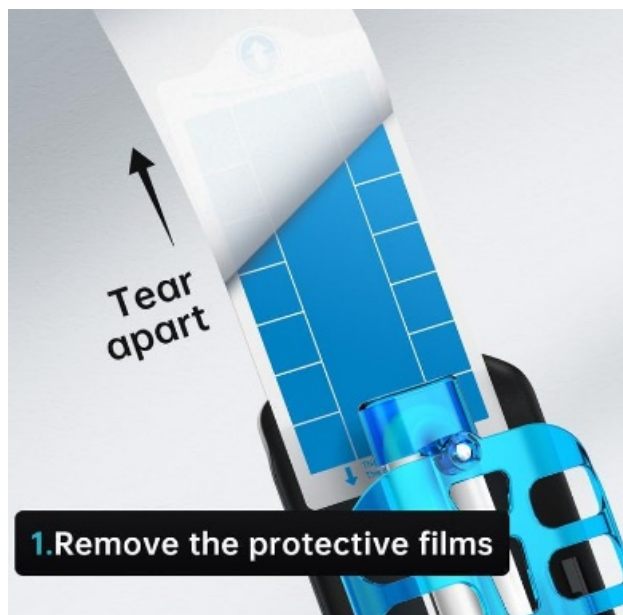
- **Double Wavelength UV Light:** Its 9W UV light, which emits between **365** and **395** nm, efficiently draws flying insects such as moths, gnats, and flies.



- Ten interchangeable sticky glue boards are included to safely catch and conceal insects that are caught.
- **Small and light Design:** It is easy to move around because it is small and portable, measuring 3.54L x 3.54W x 9.84H inches and weighing about 1.5 lbs.
- **Non-Toxic and Odor-Free:** It is safe for households with kids and pets because it doesn't use any dangerous chemicals or smells.



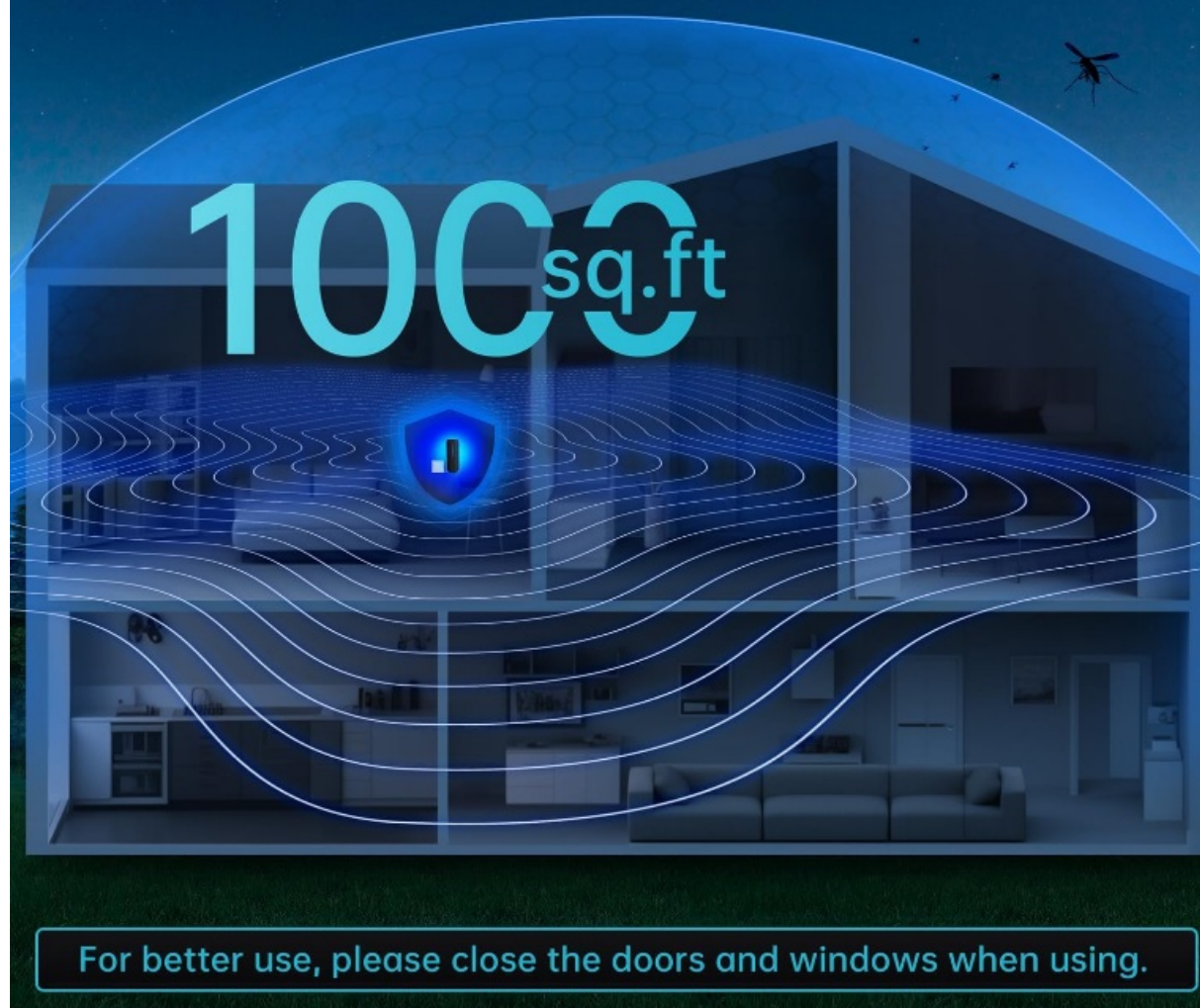
- Targets a variety of flying pests, including fruit flies, gnats, mosquitoes, moths, and tiny insects.
- **Silent Operation:** Makes sure it doesn't interfere with sleep or daily activities by operating quietly.
- **Dual Purpose:** For added convenience, it doubles as a soft night light and a bug zapper.
- **Refillable Glue Boards:** Its usefulness is prolonged by the ten sticky glue board refills.
- **Discreet Insect Capture:** To maintain a neat and orderly appearance, captured insects are concealed on the back of the adhesive board.
- **Energy Efficient:** It is economical and environmentally friendly due to its modest 9W output.
- **Simple Installation:** Plug-and-play technology enables rapid setup without the need for specialized equipment or technical expertise.



- **Room-Wide Protection:** Offers efficient shielding for sizable interior areas like offices, kitchens, and bedrooms.
- **Safe UV Light Design:** It is safer to use as a nightlight since the UV light is covered to avoid direct eye exposure.
- **Reusable Trap:** After use, only the glue boards need to be changed; the device itself is reusable.
- **Elegant Black Finish:** It complements interior decor thanks to its sleek black color and contemporary style.

No more bothered by flying insects

Burlan Flying Insect Trap Attracts Flying Insects Up to 1000 sq.ft



SETUP GUIDE

- Unpack the device by taking the glue boards, trap, and all other parts out of the box.
- **Choose a Location:** For best results, pick a spot away from competing light sources.
- **Insert a Glue Board:** Slide a sticky glue board firmly in after opening the back panel.
- **Plug into an Outlet:** In the designated location, plug the trap into a regular electrical outlet.
- **Turn the Device On** To turn on the UV light and start drawing insects, flip the power switch.
- **Modify the Environment:** To increase the attraction of UV light, darken the space by shutting off other light sources.
- **Keep an eye on the placement:** For best insect attraction, set the trap at least three to five feet above the ground.
- **Test the Night Light Mode:** Leave it on in living areas or bedrooms all night to use it as a nightlight.
- **Replace Glue Boards When Full:** After the glue board is full, periodically inspect it for insects and replace it.
- **Avoid Obstacles:** To prevent the UV light from being blocked, keep the trap away from furniture, walls, and drapes.
- **Handle Carefully:** To preserve the glue board's efficacy during installation, refrain from touching its sticky surface.
- **Use in High-Traffic Areas:** Place the trap close to food or vegetation, for example, where insects are most

active.

- **Check for Effectiveness:** To make sure the trap is successfully catching insects, keep an eye on it for a few days.
- **Safely Store Extra Glue Boards:** To preserve their sticky properties, store additional glue boards in a cold, dry location.
- If necessary, move the trap to a different location where insects are more prevalent if the first one isn't working.



CARE & MAINTENANCE

- **Clean the Device Frequently:** Use a gentle, dry cloth to wipe away dust or debris from the UV light housing and the device's exterior.
- **Change Glue Boards Often:** To keep trapping effectiveness high, replace glue boards as soon as they are filled.
- **Avoid Water Contact:** To avoid electrical damage, keep the trap away from water and moist areas.
- **Examine for Damage:** Occasionally look for wear or cracks on the device, particularly in the area around the glue board slot or power cord.
- **Safe Storage When Not in Use:** Unplug the trap and keep it in a dry, secure place if you won't be using it for a

long time.

- **Avoid Direct sunshine:** Long-term exposure to sunshine might weaken glue boards' adhesive properties.
- **Use Gentle Cleaners:** Make sure the gadget is disconnected before using a moist cloth and mild soap to remove tough stains.
- **Preserve Airflow:** To avoid overheating when using the trap for a lengthy period be sure that air can flow freely around it.
- **Handle with Dry Hands:** To prevent mishaps, always handle the gadget and adhesive boards with dry hands.
- Examine the UV light and replace it with a compatible 9W bulb if it dims or stops working.
- **Avoid Overloading Outlets:** To avoid power problems, plug the trap into an outlet that does not have several high-power devices.
- **Replace Glue Boards Immediately:** To preserve hygiene, replace glue boards as soon as possible, even if they are only partially filled, after a few weeks.
- **Protect the Power Cord:** To prevent electrical risks, make sure the power cord is not distorted or broken.
- **Avoid Covering the Trap:** Covering the device with fabric or other items can block UV radiation and decrease its effectiveness.
- **Test the Trap Frequently:** To make sure the trap is operating correctly, turn it on occasionally, even when it is not being used frequently.

TROUBLESHOOTING

Issue	Possible Cause	Solution
The device not turning on	Not properly plugged in	Ensure the device is securely connected to the outlet.
UV light not working	Faulty bulb or loose connection	Check and replace the bulb if necessary.
Glue board not trapping insects	Expired glue board	Replace with a new glue board from the refill set.
Reduced insect attraction	Competing light sources	Darken the room for optimal UV light effectiveness.
Excessive noise from the device	Debris trapped in the fan or grid	Clean the device carefully following the manual.
Glue board difficult to remove	Improper insertion of glue board	Follow the manual instructions for proper placement.
Insects escaping after capture	The glue board was improperly installed	Ensure the glue board is firmly placed in its slot.
Device overheating	Prolonged continuous use	Allow the device to cool down periodically.
UV light dimming	End of bulb life	Replace with a compatible 9W UV bulb.
Insects still flying around	Insufficient room coverage	Consider additional traps for larger spaces.

PROS & CONS

PROS:

1. Safe and non-toxic, perfect for homes with kids and pets.
2. Compact, stylish design that fits seamlessly into any interior.
3. Includes 10 sticky glue boards for extended use.
4. Doubles as a soothing night light.
5. Operates quietly without disturbing the household.

CONS:

1. Requires glue board replacements after frequent use.
2. Effectiveness reduces in brightly lit environments.
3. Limited to indoor use only.
4. Relatively small coverage area for larger spaces.
5. Needs manual turning off as it lacks an auto-off feature.

WARRANTY

The BURLAN QH009A Flying Insect Trap comes with a **1-year limited warranty** covering defects in materials or workmanship. The warranty does not include damage caused by improper use, modifications, or normal wear and tear. Contact **BURLAN customer support** for claims or assistance.

FREQUENTLY ASKED QUESTIONS

What is the price of the BURLAN QH009A Flying Insect Trap?

The BURLAN QH009A Flying Insect Trap is priced at \$27.40, making it an affordable option for controlling flying insects indoors.

How does the BURLAN QH009A Flying Insect Trap attract and capture insects?

The BURLAN QH009A Flying Insect Trap uses a 9W UV light to attract flying insects like mosquitoes and flies. Once lured, the insects are captured on replaceable sticky glue boards for effective disposal.

What makes the BURLAN QH009A Flying Insect Trap safe for use around children and pets?

The BURLAN QH009A Flying Insect Trap operates without harmful chemicals, making it a non-toxic and safe solution for homes with children and pets.

What are the dimensions of the BURLAN QH009A Flying Insect Trap?

The BURLAN QH009A Flying Insect Trap has compact dimensions of 3.54 inches in length, 3.54 inches in width, and 9.84 inches in height, making it ideal for placement in various indoor settings.

How many sticky glue boards come with the BURLAN QH009A Flying Insect Trap?

The BURLAN QH009A Flying Insect Trap includes 10 replaceable sticky glue boards, ensuring long-term effectiveness without the need for immediate refills.

What is the weight of the BURLAN QH009A Flying Insect Trap?

The BURLAN QH009A Flying Insect Trap weighs approximately 1.5 pounds (0.68 kilograms), making it lightweight and easy to relocate as needed.

Where can the BURLAN QH009A Flying Insect Trap be used effectively?

The compact design of the BURLAN QH009A Flying Insect Trap makes it suitable for use in homes, offices, or any indoor location prone to flying insect activity.

How is the BURLAN QH009A Flying Insect Trap powered?

The BURLAN QH009A Flying Insect Trap is powered by plugging it into a standard electric outlet, ensuring consistent operation without the need for batteries.

References

- [User Manual](#)

[Manuals+](#), [Privacy Policy](#)

This website is an independent publication and is neither affiliated with nor endorsed by any of the trademark owners. The "Bluetooth®" word mark and logos are registered trademarks owned by Bluetooth SIG, Inc. The "Wi-Fi®" word mark and logos are registered trademarks owned by the Wi-Fi Alliance. Any use of these marks on this website does not imply any affiliation with or endorsement.