




BURLAN BK-21 Solar Bug Zapper Instructions

[Home](#) » [Burlan](#) » BURLAN BK-21 Solar Bug Zapper Instructions 

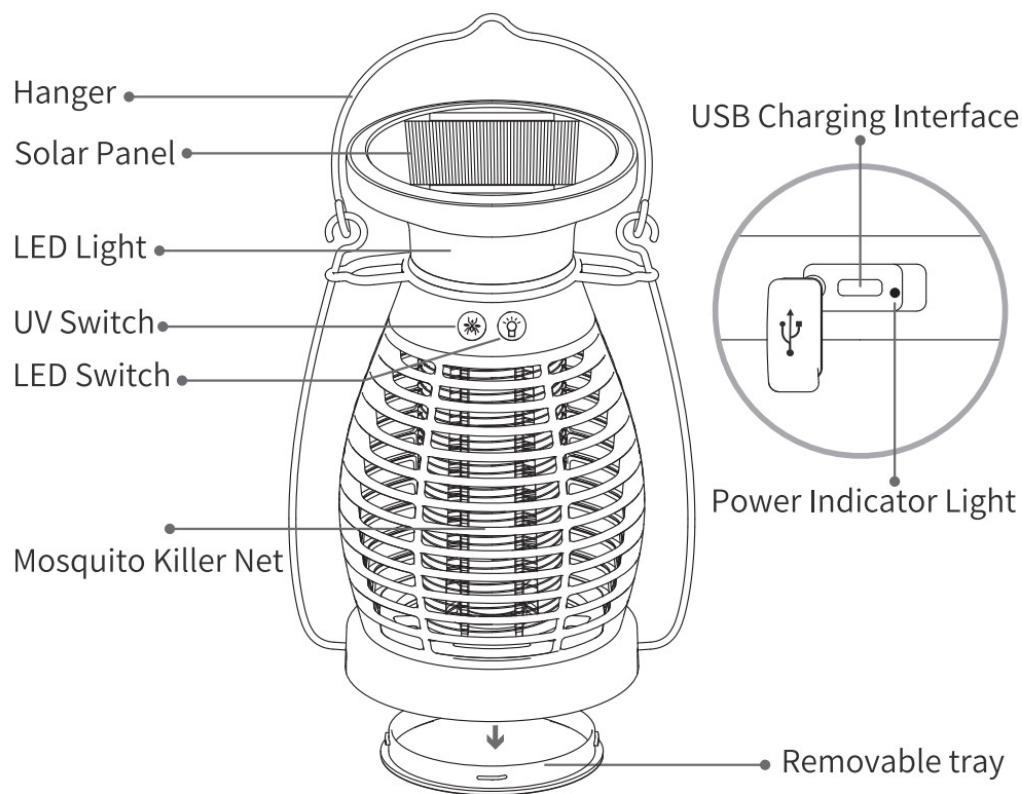
BURLAN

Solar Bug Zapper
For Indoor & Outdoor
Model: BK-21

Contents

- [1 Instruction](#)
- [2 How to use](#)
- [3 Package List](#)
- [4 Technical Specifications](#)
- [5 How to Clean Insects from Trays](#)
- [6 Burlan Warranty](#)
- [7 Documents / Resources](#)
 - [7.1 References](#)

Instruction



How to use

Lighting mode:

Press the "LED Switch" button to change the lighting mode from medium 60% lighting to high 100% lighting, to SOS mode and off.

Bug zapper mode:

Press the "UV Switch" button to change the Inset zapper (UVLED and Electric Shock Grid) lighting mode from lower lighting to high lighting and off.

Charge mode:

Connect the type-c cable to the AC adapter, PC or place it under the sunlight. The power indicator light will turn red when charging, and turn blue when fully charged, no light under dark conditions.

LED Light	Working Time
The Max.Luminous Flux(100% Lighting)100Lm	7h
The Max.Luminous Flux(60%Lighting)60Lm	10h
UV Insect Killer Flux(100% Lighting)	4h
UV Insect Killer Flux(60% Lighting)	8h
SOS 100Lm	12h

Package List

1X Mosquito Killer Device, 1X USB-C Cable, 1X Brush, 1X Instruction.

Technical Specifications

Model: BK-21

Item Size: 239mmxX 130mmx 130mm
Material: PC + ABS + SS
Net Weight: 506g
Grid Voltage: 1300V
light Power: 0.2WX24
Mosquito Zapper Power: 0.5WX16
UV Wave Length: 365-395nm
Working Time after Fully charge: 8h
Specification of Built-in Battery: 3.7v 2000mah polymer battery
Input Voltage/Current: 5V/2A
Fully Charge Time via USB Input Cable: Approx 2Hours
Solar Panel power: 1.3W, fully charge time approx 12Hours

How to Clean Insects from Trays

1. Turn counterclockwise the bottom removable tray.
2. Use the brush to remove bugs from the tray.
3. Rinse the tray with water and screw it back un after drying.

Warning

1. Please do not use bug zapper next to the light, otherwise the insects will not be attracted by it.
2. Please close the doors and windows when killing mosquitoes in the bedroom, turn off other light in the room and turn the bug zapper on, best efficiency can be get after 2-3 hours.
3. THIS IS NOT A TOY. Please keep away from children! The coils carry a high voltage, please DO NOT touch them.
4. Please use a mini brush to clean dead insects from the unit every week.(Please make sure the device is unplugged when cleaning).
5. Long-term use of this product will produce electric sparks, So avoid using it ina dusty place and it may be flammable and cause a fire.
6. DO NOT submerge the device in water.
7. DO NOT bend the metal grid.
8. This is an electric device.Please keep it away from liquids.



Keep Out of Reach of Children!

Burlan Warranty

Burlan solar bug zapper comes with a 2-year warranty and a 100% satisfaction guarantee from the date of purchase.

If you find a defect or other issue with this product, please feel free to contact us directly to initiate return and warranty process .


Your satisfaction is our goal!

Support Hours

Mon-Fri: We will reply you within 24 hours

Weekends: We will reply you within 48 hours

Documents / Resources

	<p>BURLAN BK-21 Solar Bug Zapper [pdf] Instructions BK-21 Solar Bug Zapper, BK-21, Solar Bug Zapper, Bug Zapper, Zapper</p>
---	---

References

- [User Manual](#)