



Bluetooth Speaker, Bugani M90 Portable Bluetooth Speaker with 30W Stereo Sound-Complete Features/Instruction Guide

[Home](#) » [BUGANI](#) » Bluetooth Speaker, Bugani M90 Portable Bluetooth Speaker with 30W Stereo Sound-Complete Features/Instruction Guide 

Contents

- [1 Bluetooth Speaker, Bugani M90 Portable Bluetooth Speaker with 30W Stereo Sound](#)
- [2 Specifications](#)
- [3 Introduction](#)
- [4 WHAT'S INCLUDED](#)
- [5 DIAGRAM OF CONTROLS](#)
- [6 PRODUCT FEATURES](#)
- [7 CHARGING WIRELESS SPEAKER](#)
- [8 WIRELESS MODE](#)
- [9 WIRELESS PAIRING DIAGRAM](#)
- [10 AUX-IN MODE](#)
- [11 CARE AND MAINTENANCE](#)
- [12 FCC CAUTION](#)
- [13 Frequently Asked Questions](#)
- [14 Related Posts](#)

Bluetooth Speaker, Bugani M90 Portable Bluetooth Speaker with 30W Stereo Sound

Specifications

- **Product Dimensions**
10.6 x 3.8 x 6.2 inches
- **Item Weight**
3.83 pounds

- **Connectivity Technology**
Bluetooth, Auxiliary, USB
- **Speaker Type**
Outdoor
- **Recommended Uses For Product**
For Smartphones or Tablets
- **Mounting Type**
Freestanding
- **Speaker driver**
4Q
- **Sensitivity**
82+3dB
- **Output Power**
15Wx2
- **Frequency Range**
20Hz-20KHz
- **Speaker unit size**
3"x2
- **Wireless receive range**
about 10m
- **Play Time**
about 7-8 hours (with 50% volume)
- **Charging Time**
about 5 hours
- **Brand**
BUGANI

Introduction

The M90 Bluetooth speaker is equipped with the most up-to-date Bluetooth 5.0 technology and a Bluetooth ATS chip, allowing it to connect to iPhones, iPods, smartphones, tablets, Windows, and other Bluetooth devices in seconds. It can offer the highest sound quality transmission in a barrier-free environment, as well as no distortion and no playback delay. The M90 Bluetooth speakers include a 30W dual speaker setup with loud stereo sound output devices that can play perfectly without distortion even at maximum volume.

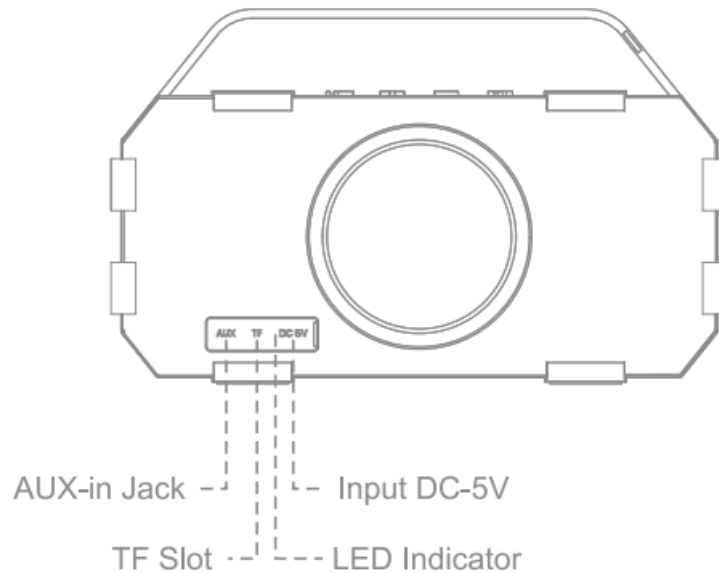
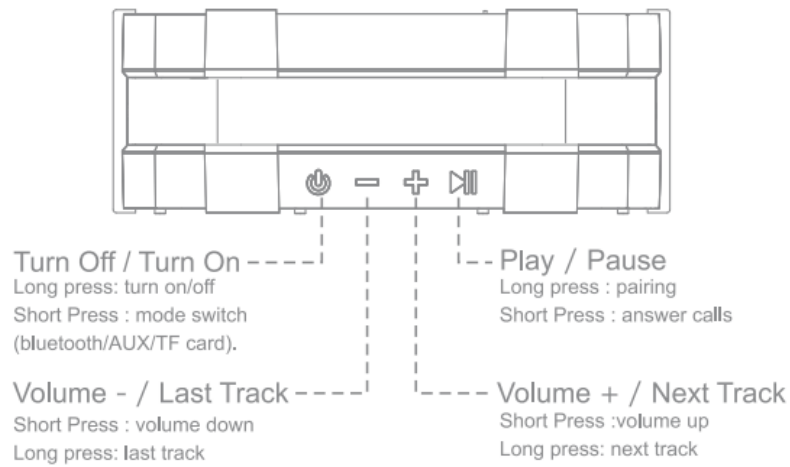
More accurate bass and midrange can be achieved with the newest stereo driver. The M90 Bluetooth speaker's excellent sound quality makes it great for both indoor and outdoor travel. It will provide you with an unrivaled listening experience. The M90 Bluetooth speaker is made of the most advanced material to protect it from impact, assuring that it will not be damaged if dropped from a height of three feet. The speaker is adequately protected by the metal frame, which ensures that sound quality is not compromised during playback. Ideal for camping, hiking, and other outdoor activities.

WHAT'S INCLUDED

- M90unit 1pc
- User manual 1pc

- Aux-in Cable 1pc
- charging cable 1pc

DIAGRAM OF CONTROLS



PRODUCT FEATURES

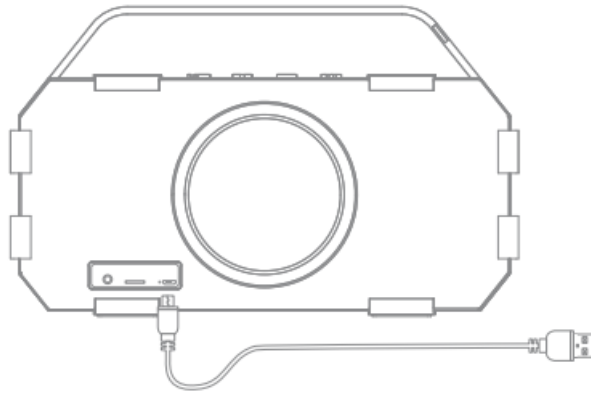
- Great for shower & outdoor use
- Durable, Rugged, Metal housing design
- 30W powerful sound, stereo pairing function
- Rechargeable battery, hands-free function

CHARGING WIRELESS SPEAKER

Before using your M90, please charge it using the micro USB charging cable included in the package_

1. The Bluetooth speaker must be turned off before charging, to avoid making the Bluetooth speaker work abnormal, please do not charge when the unit is powered on_

2. Plug the small micro USB pin into the charging port on the rear side of the speaker, and the other end of the cable (the standard USB 2_0 plug) into any standard USB port (such as a computer or USB charger)_
3. The red LED will automatically turn on while it's charging, when the power is full, the LED indicator light will be turned off.



WIRELESS MODE

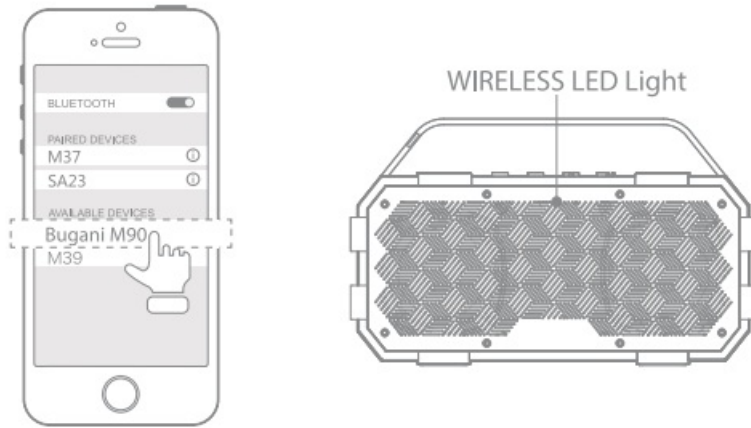
PAIRING

1. Press and hold “!>” to turn your speaker on_
2. M90 is ready to pair, the wireless LED indicator will flash blue. Usually set the steps to enter the “Settings”-> “connection” ->“wireless”.
3. select” M90 ” in the list.
4. Once paired successfully, the power indicator turns blue and makes a prompt sound.
5. When there is an incoming call. press the” ►|| “button to answer. If you need to hang up.pis press” ►|| “again.

Note

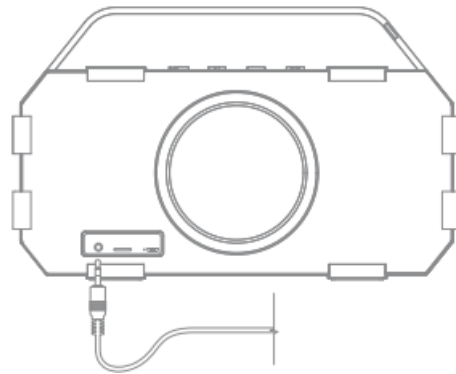
1. If the wireless speaker is in low power or in a weak state, sometimes it may not be connected to the phone, PC, IPAD or other devices _ pis charge it immediately before you use
2. When the enabled audio device is wirelessly connected, if it exceeds the connection distance over 1 OM, the signal will be disconnected_ when you dose the speaker, it will automatically reconnect.

WIRELESS PAIRING DIAGRAM



AUX-IN MODE

If your device is not wireless-enabled you can still enjoy your music simply by using the Aux-in audio jack. Connecting the speaker with the audio cable that is included in the package to any device with a 3.5mm standard audio jack. Once connected the speaker can be used as a wired speaker.

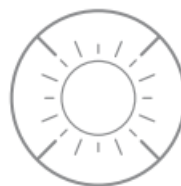


CARE AND MAINTENANCE

1. Long press "!!)" 2 seconds to turn off the device, to make sure that it is properly protected.



2. To avoid high temperatures (above 40 degrees Celsius), for example, in hot cars or direct sunlight.



FCC CAUTION

This device complies with part 15 of the FCC Rules. Operation is subject to the following two conditions: (1) This device may not cause harmful interference, and (2) this device must accept any interference received, including interference that may cause undesired operation. Any changes or modifications not expressly approved by the

party responsible for compliance could void the user's authority to operate the equipment.

Note

This equipment has been tested and found to comply with the limits for a Class B digital device, pursuant to part 15 of the FCC Rules. These limits are designed to provide reasonable protection against harmful interference in a residential installation. This equipment generates uses and can radiate radio frequency energy and, if not installed and used in accordance with the instructions, may cause harmful interference to radio communications. However, there is no guarantee that interference will not occur in a particular installation. If this equipment does cause harmful interference

to radio or television reception, which can be determined by turning the equipment off and on, the user is encouraged to try to correct the interference by one or more of the following measures:

- Reorient or relocate the receiving antenna.
- Increase the separation between the equipment and receiver.
- Connect the equipment into an outlet on a circuit different from that to which the receiver is connected.
- Consult the dealer or an experienced radio/TV technician for help.

RF warning for Portable device

The device has been evaluated to meet general RF exposure requirements. The device can be used in portable exposure conditions without restriction.

RF warning for Mobile devices

This equipment complies with FCC radiation exposure limits set forth for an uncontrolled environment. This equipment should be installed and operated with a minimum distance of 20cm between the radiator & your body.

Frequently Asked Questions

• Will this play flash drive?

There is no slot for Flash Drive but it has a slot for a memory card(micro sd card) , You can play it through a memory card.

• How do I charge the speaker? it comes with a charging cable but no power adapter I am confused because how do I know what power adapter to use?

Any USB charging block will do. Most are universal. I've charged with Apple and android charging blocks with no problems

• Can I use one phone to play two of these simultaneously?

The speaker itself can't pair with another speaker. Only if your phone's Bluetooth can have two at a time. I can assume it doesn't. You'll need to find a speaker that can pair up(There are such speakers too). So you then could have one in the living area as well as outside, bedroom, etc.

• Can I connect the bugani m83 I already have to a bugani m90 and have them playing the same music?

The M90 does not have the TWS function to pair 2 of them at the same time. Currently the M83 model allows for TWS pairing for pairing 2 of these to one phone for better stereo sound.

• Is he suitable for the beach?

Suitable because the sound quality is excellent and waterproof.

• Is the battery replaceable?

No, it's built-in... no need to replace its with rechargeable.

• Are these really Bugani or are they Photive?h After searching sent I can't find bugani m90... but the other brand even has videos with the same model.

Mine has the Bugani branding on it, came with the Bugani manual, and shows up as Bugani M90 in my

Bluetooth list on my phone

- **Does it have a microphone? Is it waterproof?**

Yes, it is waterproof, with no mic.

- **Does this automatically turn off when not in use?**

Yes... after about 5-10 minutes of standby it will turn off.

- **Can you skip to the next track from the speaker or do you have to use your phone?**

you can do it from the speaker with the buttons on the speaker.

- **Does the description show 20hrs at 50%, manual shows 7-8hrs? Which one is correct?**

I'm at 24 hours of playing time on battery & still have over 50% left. That is at 50% or a little less volume. Love this speaker. Great price & great sound.

- **Is this speaker waterproof or resistant?**

Definitely not waterproof. It is absolutely water-resistant I use it on my boat when we're at the beach sitting on my swim step all the time. Gets splashed but it has never been so immersed nor should it. Gets splashed but it has never been so immersed nor should it.

<https://fccid.io/2AB9S-JTM90/User-Manual/User-manual-4830844.pdf>

Manuals+