

BSS

BSS Audio FDS366T
Compact Plus
Loudspeaker
Processor



BSS Audio FDS366T Compact Plus Loudspeaker Processor Installation Guide

[Home](#) » [BSS Audio](#) » BSS Audio FDS366T Compact Plus Loudspeaker Processor Installation Guide 

Contents

- 1 BSS Audio FDS366T Compact Plus Loudspeaker Processor
- 2 ISSUE COMMENTS
- 3 Documents / Resources
 - 3.1 References
- 4 Related Posts

BSS

BSS Audio FDS366T Compact Plus Loudspeaker Processor



Specifications

Item	Specification
Model	XYZ123
Dimensions	200 x 100 x 50 mm
Weight	1.5 kg
Power Supply	AC 100-240V, 50/60Hz
Operating Temperature	-10°C to 50°C
Storage Temperature	-20°C to 60°C
Humidity	10% to 90% non-condensing

Features

- High precision sensor
- Durable and lightweight design
- Easy to install and use
- Compatible with various devices
- Energy efficient

Installation Instructions

1. Unpack the device carefully.
2. Connect the power supply to the device.
3. Mount the device in the desired location using the provided screws.
4. Connect the device to your system using the appropriate cables.
5. Power on the device and follow the on-screen instructions to complete the setup.

Maintenance

- Regularly clean the device with a soft, dry cloth.
- Avoid using harsh chemicals or abrasive materials.
- Check the connections periodically to ensure they are secure.
- Update the device firmware as recommended by the manufacturer.

Safety Precautions

- Do not expose the device to extreme temperatures or humidity.
- Keep the device away from water and other liquids.
- Handle the device with care to avoid damage.
- Disconnect the power supply before cleaning or servicing the device.
- Follow all local regulations and guidelines for electronic devices.

FAQ

- **Q: What should I do if the device does not power on?**

- A: Check the power supply and ensure it is properly connected. If the problem persists, contact customer support.

- **Q: How can I update the firmware?**

- A: Visit the manufacturer's website and download the latest firmware update. Follow the provided instructions to install the update.

- **Q: Is the device compatible with all operating systems?**

- A: The device is compatible with most major operating systems. Refer to the user manual for specific compatibility information.

- **Q: Can I use the device outdoors?**

- A: The device is designed for indoor use. Using it outdoors may void the warranty and cause damage.

- **Q: What is the warranty period for the device?**

- A: The device comes with a one-year limited warranty. Refer to the warranty card for more details.

DRAWING NUMBER ISSUE

S-B366AS-05

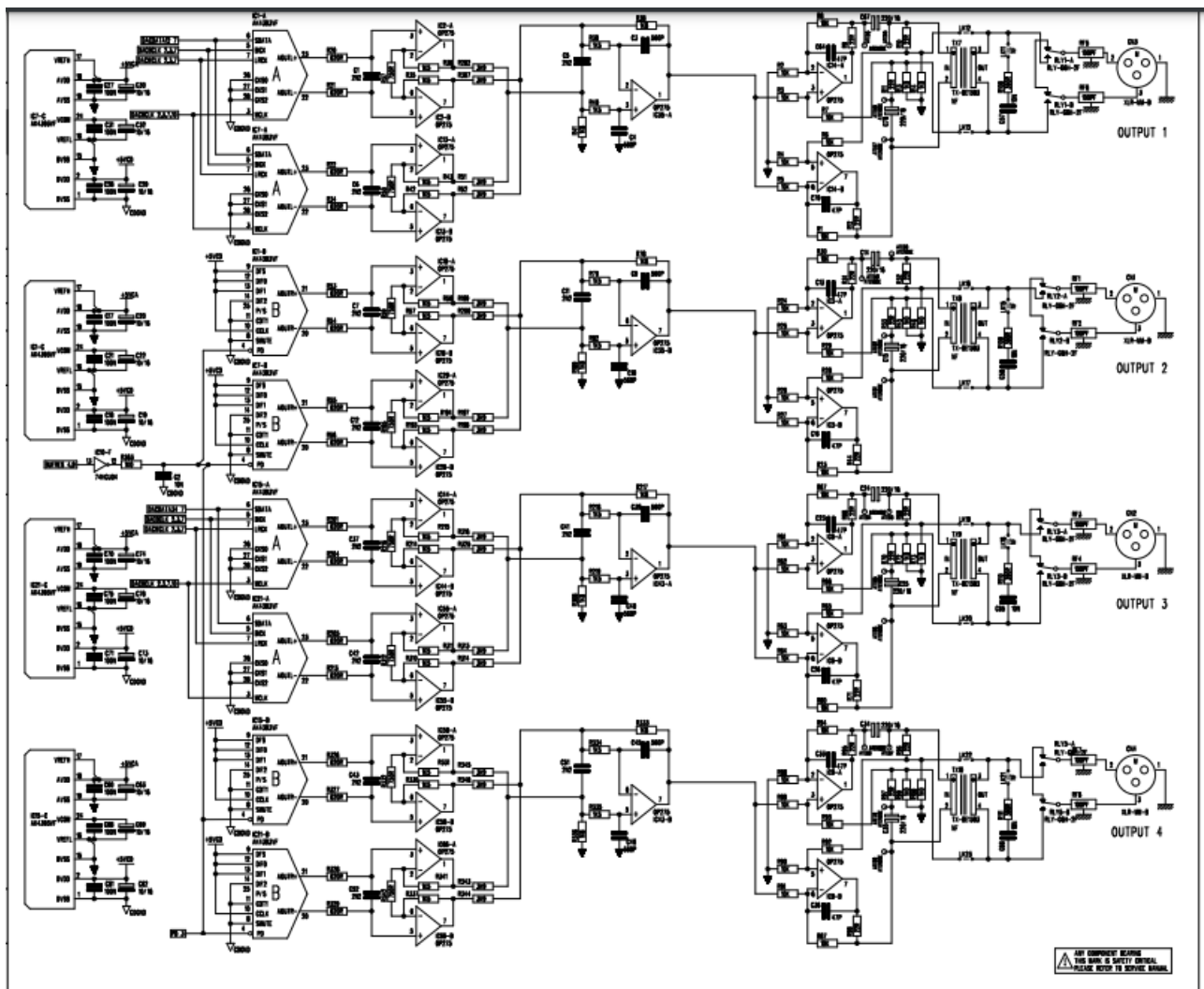
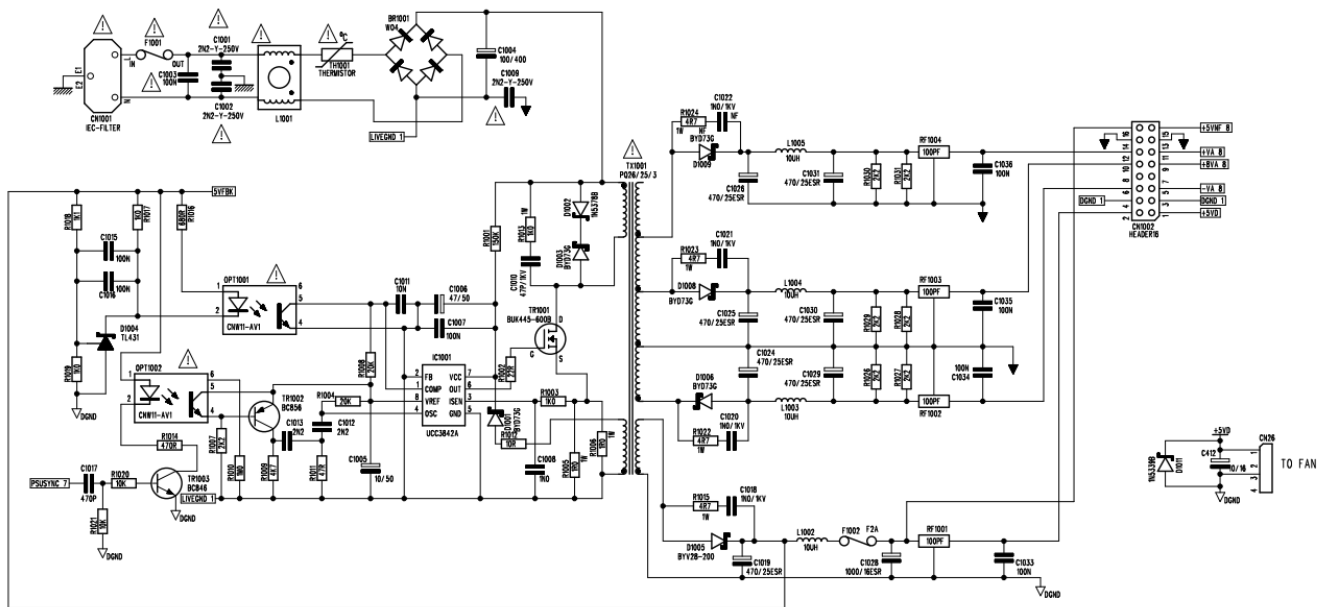
- TITLE:
- POWER SUPPLY
- SHEET 1 OF 10
- FILENAME: S-8366AS-05.SCH
- DRAWN: AW
- DATE: 26-02-99
- CHECKED:
- MATERIAL:
- FINISH:

ISSUE COMMENTS

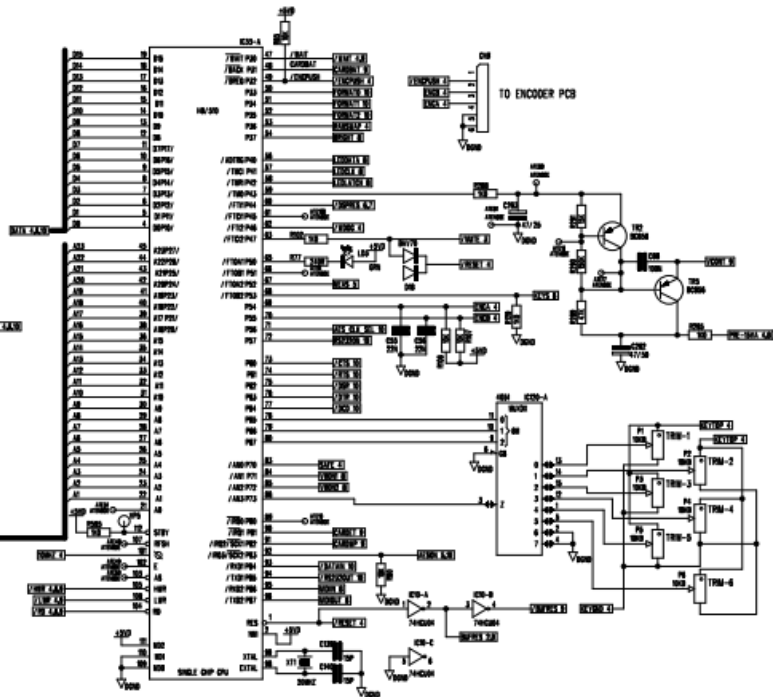

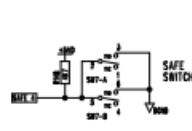
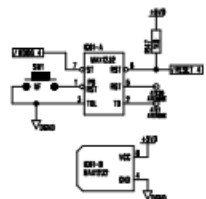
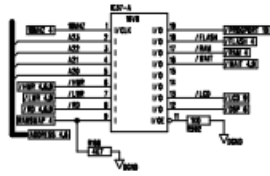
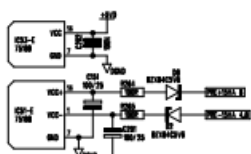
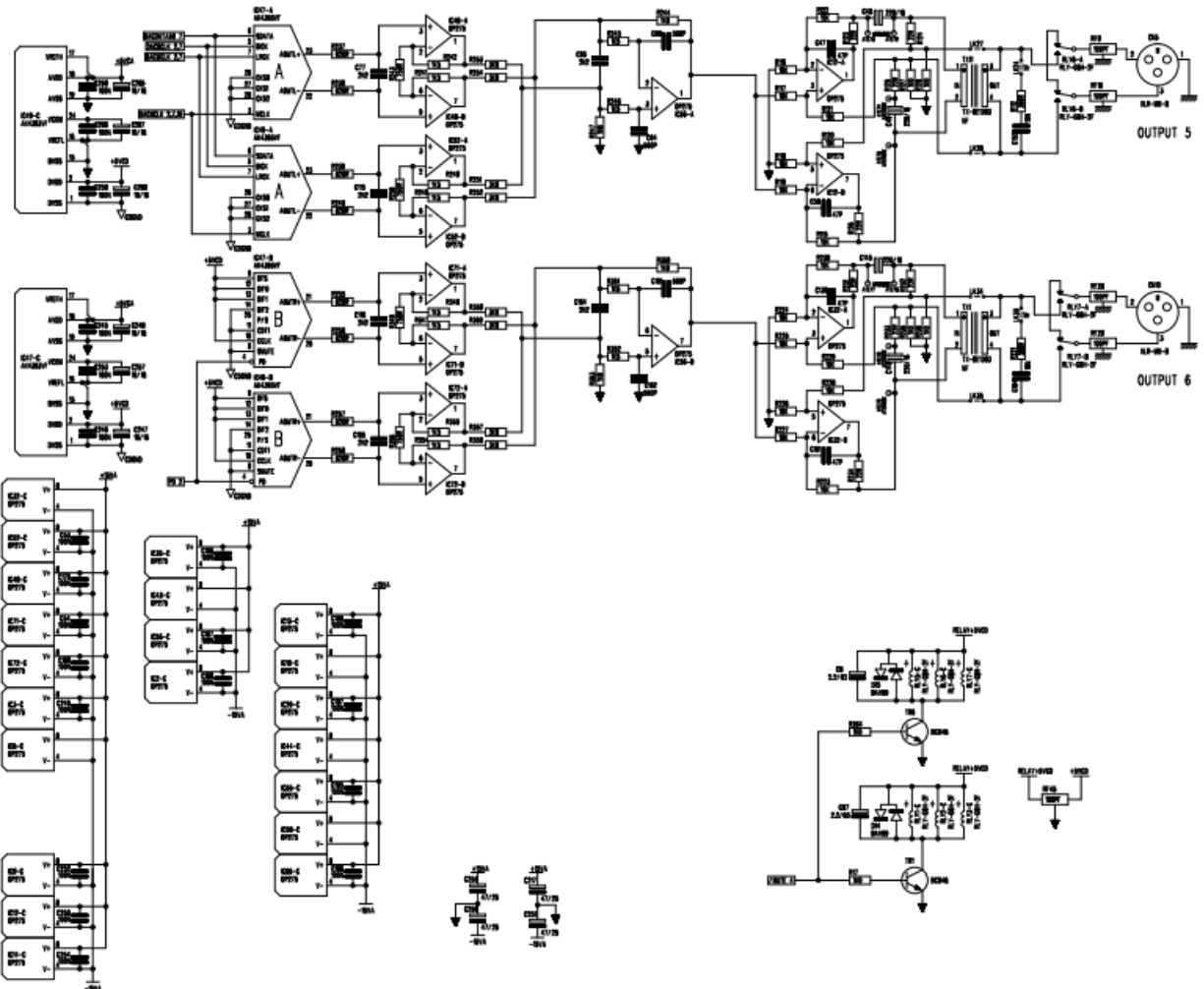
1. PRE-PRODUCTION RELEASE 26-02-99
2. PROTOTYPE ONLY 01-06-99
3. ECN0171 PRODUCTION RELEASE 10-6-99
4. ECN0270 05/ 01/ 00
 - 4A. ECN0485 23/ 04/ 01
 48. ECN0548 15/ 01/ 02
5. ECN0687 24/ 09/ 03

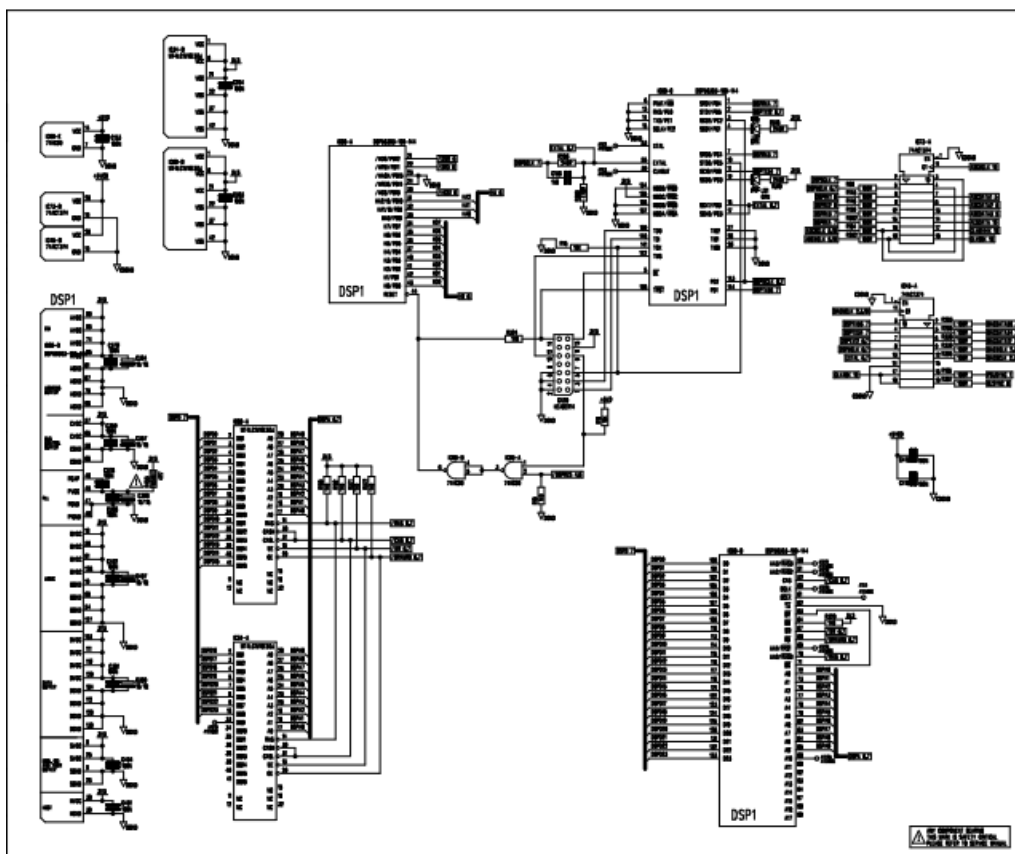
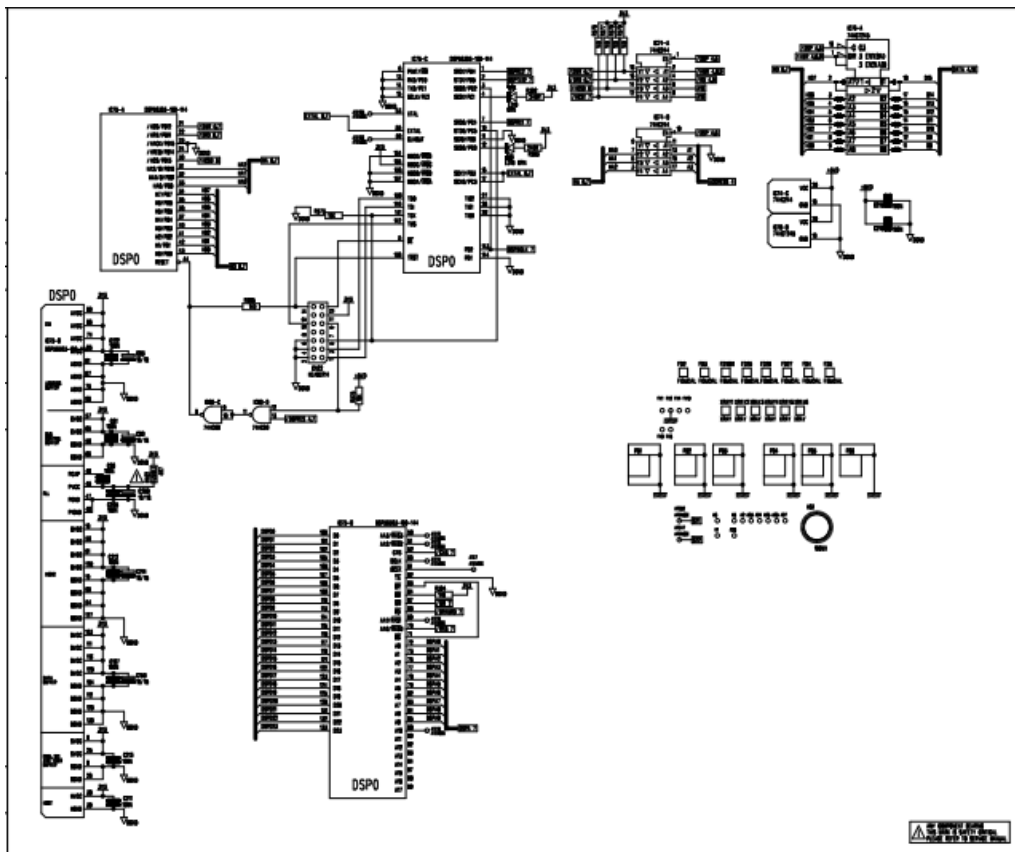
THIS DRAWING IS THE COPYRIGHT OF BSS Audio Ltd. ALL REPRODUCTION AND COPYING, OTHER THAN THAT FOR LICENCED MANUFACTURES OWN INTERNAL USE, OR DISCLOSURE OF PART OR WHOLE TO A THIRD PARTY WITHOUT PRIOR WRITTEN AUTHORISATION IS IN VIOLATION OF THE COPYRIGHT. © BSS Audio Ltd 2001

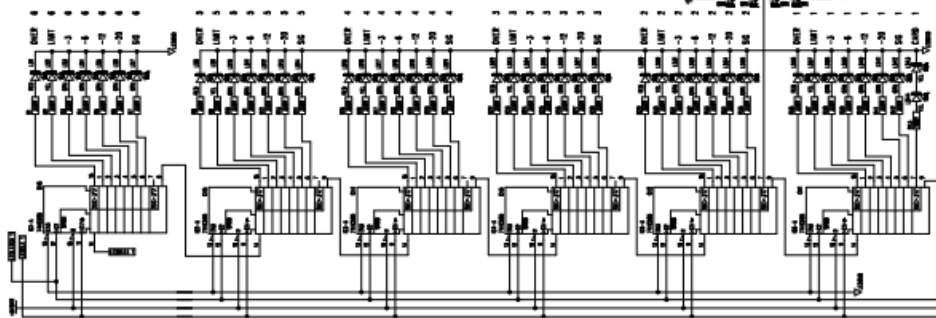
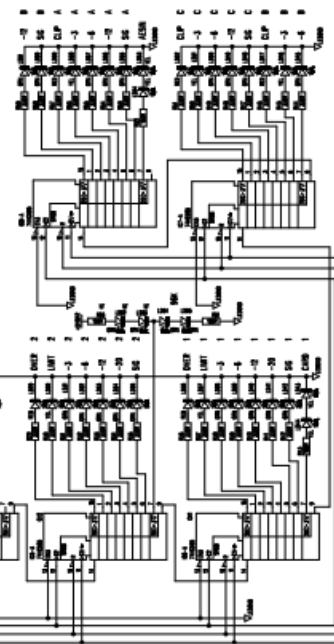
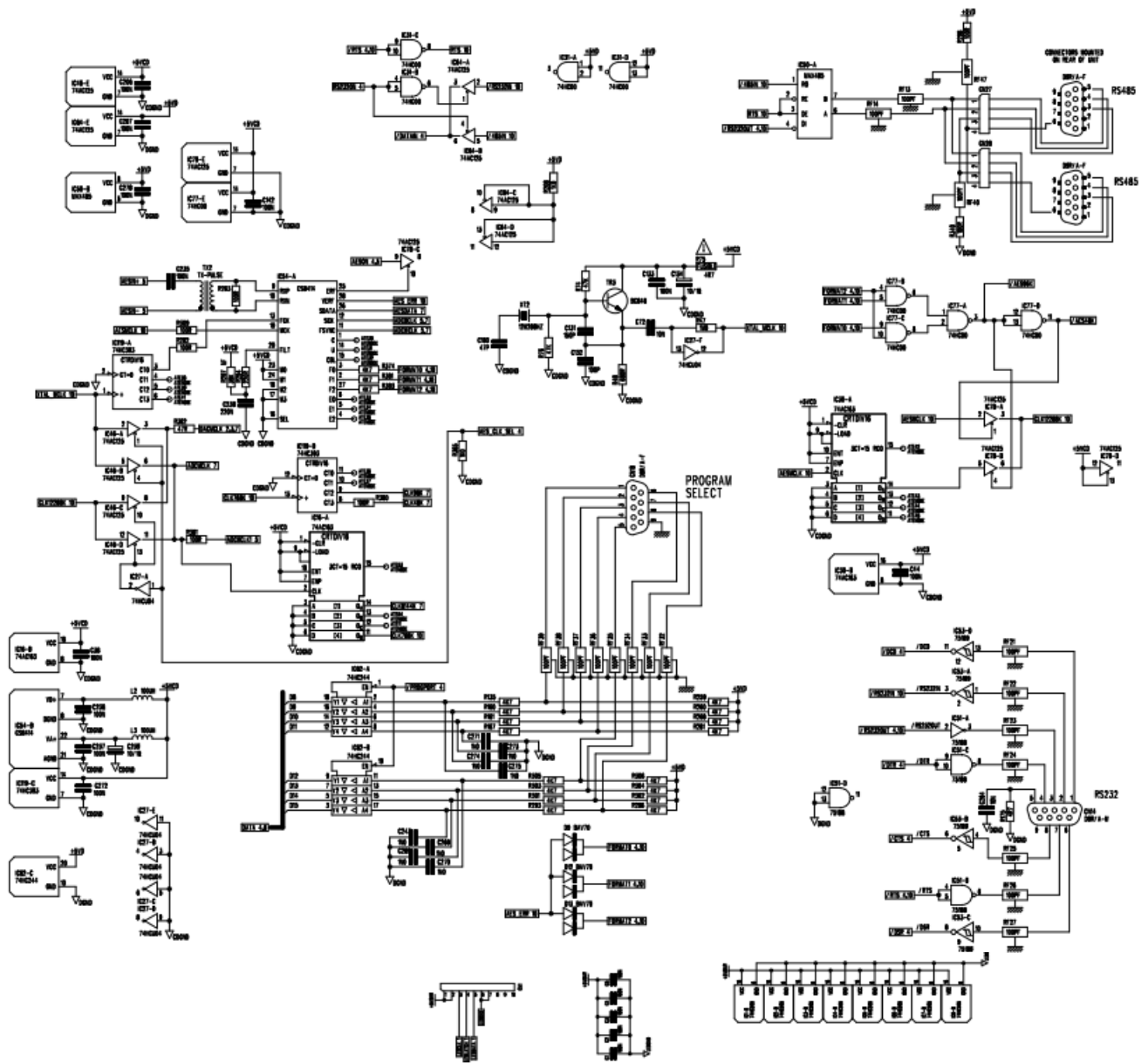
ANY COMPONENT BEARING THIS MARK IS SAFETY CRITICAL PLEASE REFER TO SERVICE MANUAL

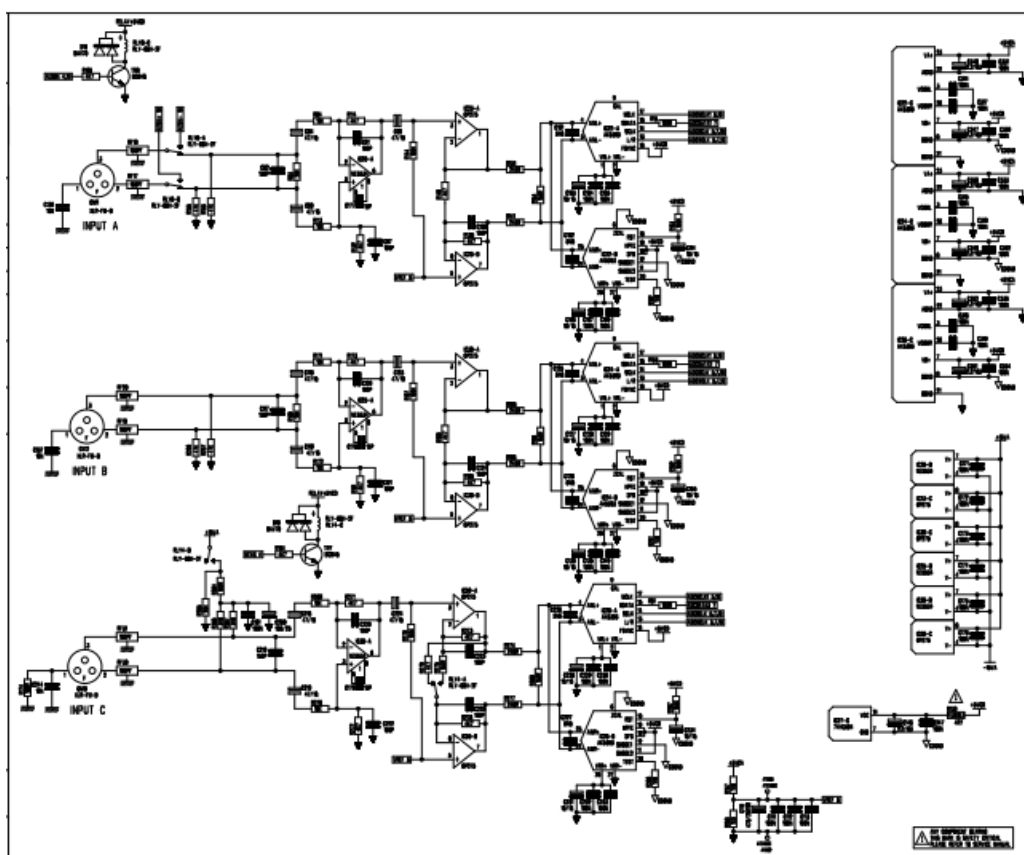
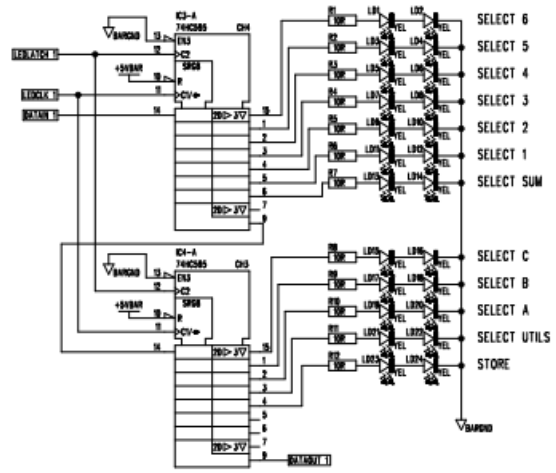
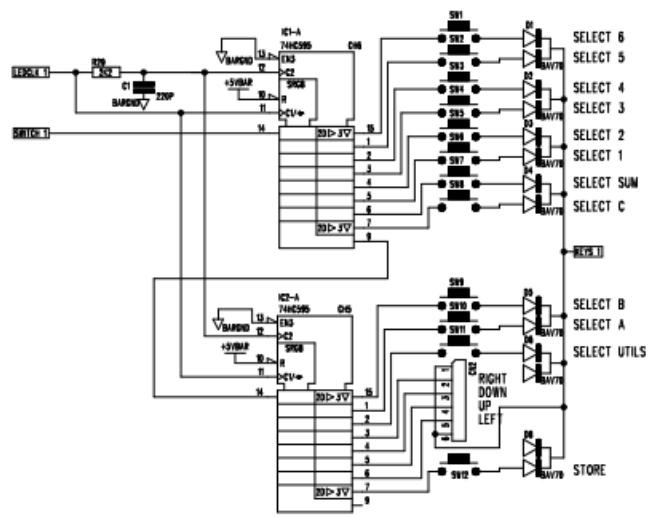
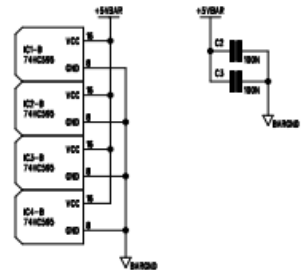
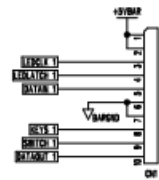


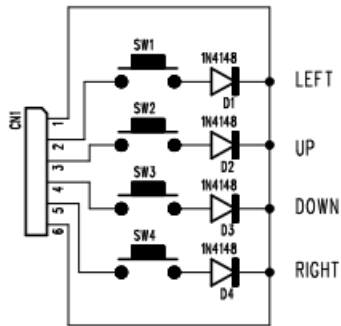
⚠️ COMPONENTS MARKED WITH THIS SYMBOL ARE SAFETY CRITICAL. PLEASE REFER TO SERVICE MANUAL.












Documents / Resources



[BSS Audio FDS366T Compact Plus Loudspeaker Processor](#) [pdf] Installation Guide
FDS366T Compact Plus Loudspeaker Processor, FDS366T, Compact Plus Loudspeaker Processor, Plus Loudspeaker Processor, Loudspeaker Processor, Processor

References

- [User Manual](#)

[Manuals+](#), [Privacy Policy](#)

This website is an independent publication and is neither affiliated with nor endorsed by any of the trademark owners. The "Bluetooth®" word mark and logos are registered trademarks owned by Bluetooth SIG, Inc. The "Wi-Fi®" word mark and logos are registered trademarks owned by the Wi-Fi Alliance. Any use of these marks on this website does not imply any affiliation with or endorsement.