

Brook Universal Fighting Board Fusion Modding Kit User Guide

[Home](#) » [Brook](#) » Brook Universal Fighting Board Fusion Modding Kit User Guide 

Contents

1 Brook Universal Fighting Board Fusion Modding Kit User Guide

- 1.1 Basic button configuration
- 1.2 How to connect
 - 1.2.1 J3 Detail
 - 1.2.2 J9 Pin name
 - 1.2.3 J5, J4, J8 Detail
- 1.3 J5 Player LED display guide
- 1.4 J8 Turbo function setting
- 1.5 J2 SOCD resolution mode selection
- 1.6 J7 Stick control mode selection
- 1.7 J6 & J6-1 USB connector
- 1.8 Use combination keys to set stick control mode

2 Documents / Resources

3 Related Posts

Brook Universal Fighting Board Fusion Modding Kit User Guide





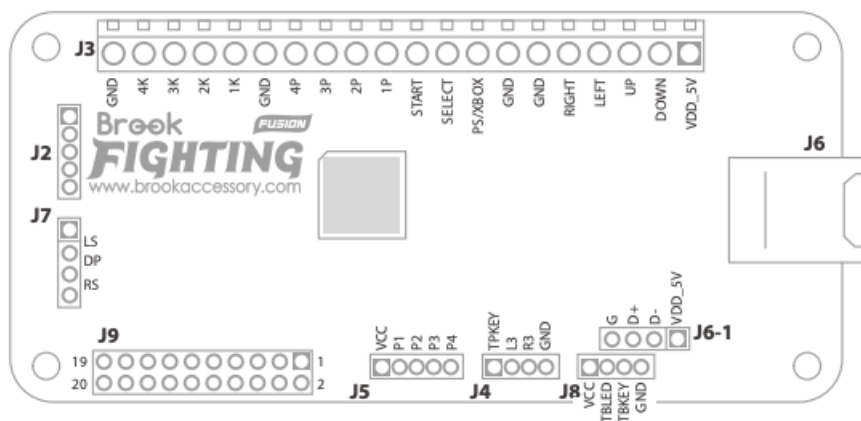
This product combines the Universal Fighting Board and UFB-UP5 into one. It is a fighting board that continues the functions of the Universal Fighting Board and is compatible with fighting games on the PS5 console.



© Brook All Rights Reserved.

www.brookaccessory.com

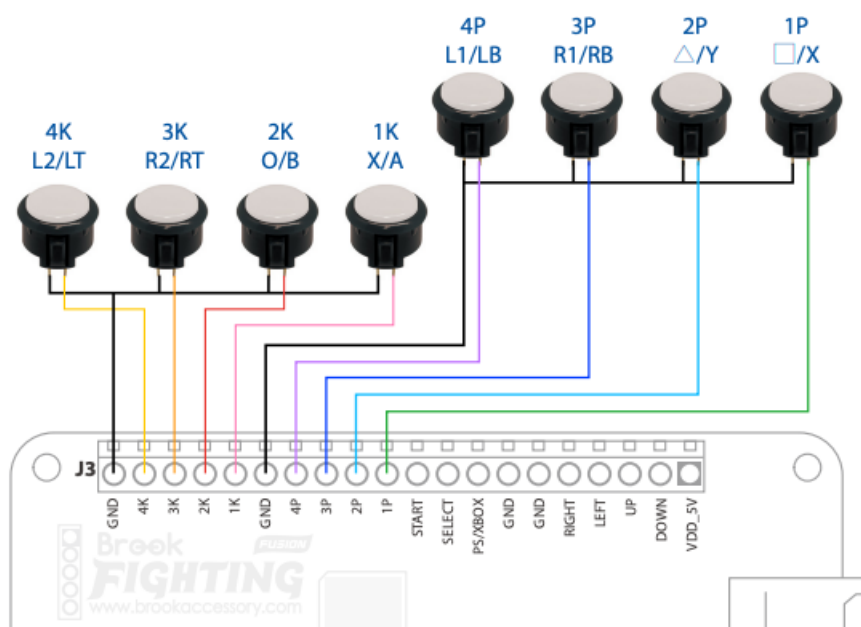
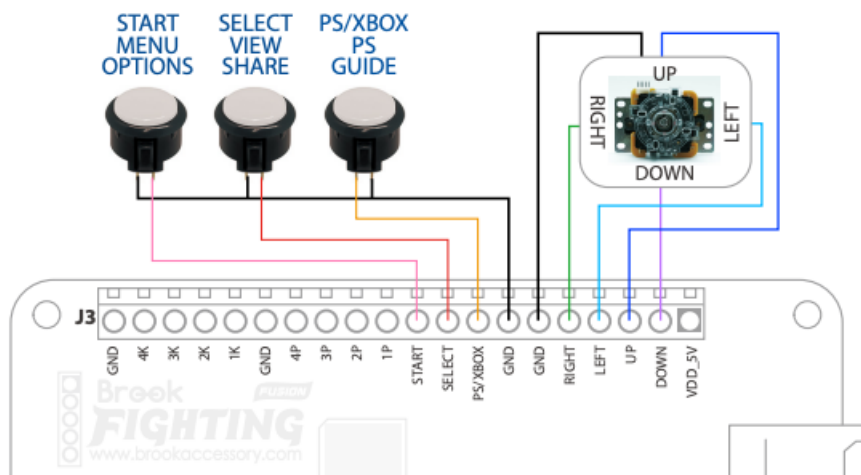
Basic button configuration



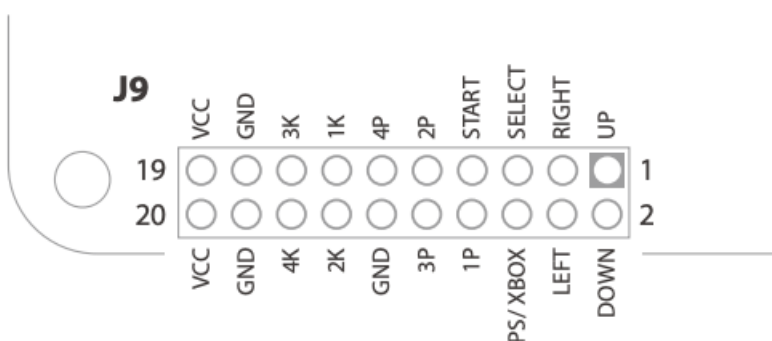
PCB Define	PS5	PS4	XBOX Series	Nintendo Switch
Stick in DP Mode	D-Pad	D-Pad	D-Pad	D-Pad
1P	□	□	X	Y
2P	△	△	Y	X
3P	R1	R1	RB	R
4P	L1	L1	LB	L
1K	×	×	A	B
2K	○	○	B	A
3K	R2	R2	RT	ZR
4K	L2	L2	LT	ZL
L3	L3	L3	LTSB	LSB
R3	R3	R3	RTSB	RSB
SELECT	Create	Share	View	Minus
START	Options	Options	Menu	Plus
Stick in LS Mode	Lx	Lx	Lx	Lx
Stick in LS Mode	Ly	Ly	Ly	Ly
Stick in RS Mode	Rx	Rx	Rx	Rx
Stick in RS Mode	Ry	Ry	Ry	Ry
PS/ XBOX	PS	PS	Guide	Home
TPKEY	Touch Key	Touch Key	Share	Capture

How to connect

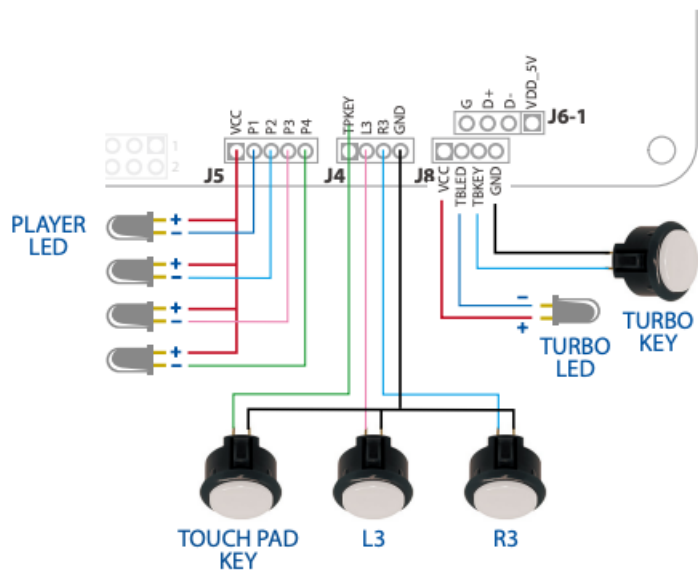
J3 Detail



J9 Pin name



J5, J4, J8 Detail



J5 Player LED display guide

● LED ON ○ LED OFF

Player	PS4	PS3	Xbox One	Xbox 360
1P				
2P				
3P				
4P				
5P
6P
7P

J8 Turbo function setting

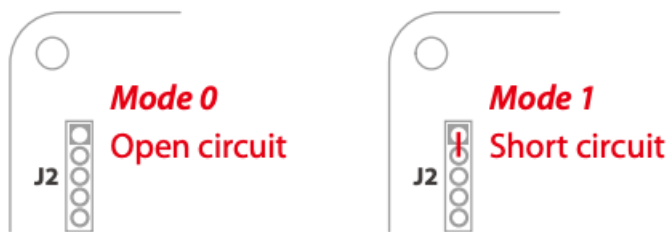
Hold down the turbo button, then press the button for the function you want to set or cancel.

The following buttons can be set to the Turbo function 1P 2P 3P 4P 1K 2K 3K 4K L3 R3

J2 SOCD resolution mode selection

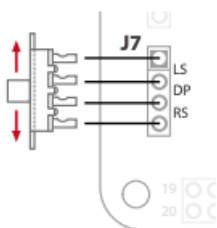
Mode 0: LR Cancel & Up Priority (Default)

Mode 1: Second-Input Priority (SIP)

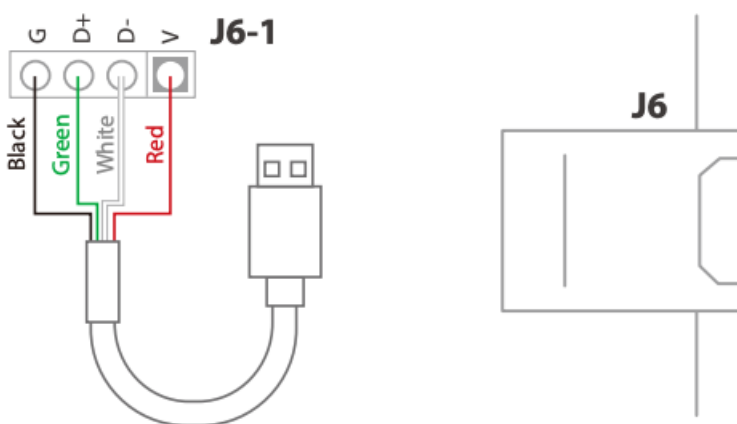


J7 Stick control mode selection

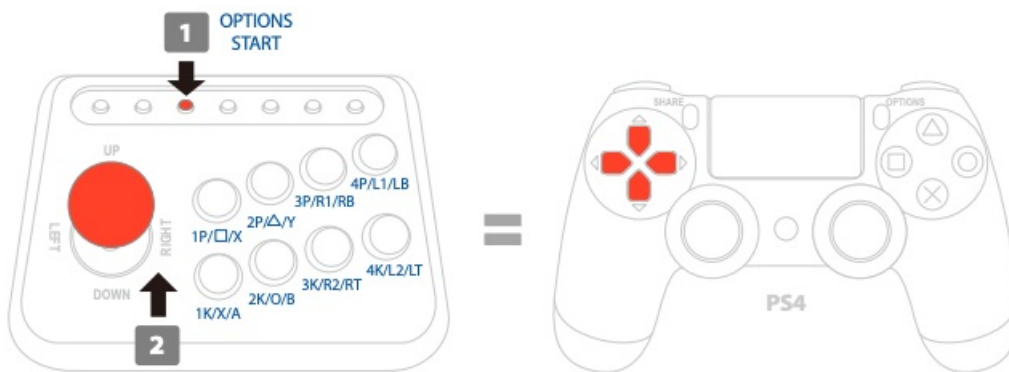
A slide switch can be connected to switch the stick control mode.



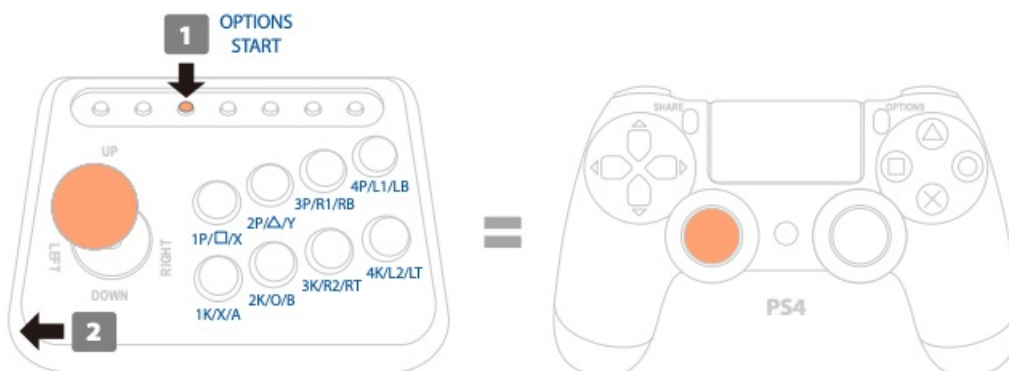
J6 & J6-1 USB connector



Use combination keys to set stick control mode



Press and hold **START** and **UP** for three seconds.



Press and hold **START** and **LEFT** for three seconds.



Press and hold **START** and **RIGHT** for three seconds.



Brook Design, LLC.


www.brookaccessory.com

Visit our website for more information and assistance

©2023 Zeroplus Technology Co., Ltd. All Rights Reserved.

Brook Design, LLC. Brook is the registered trademark of Zeroplus Technology Co., Ltd. The other trademark names are the used marks, trademarks or registered trademarks of the corresponding companies.



 The image shows the cover of the 'Brook Universal Fighting Board User Guide'. At the top, there is a logo for 'Brook' and 'UNIVERSAL FIGHTING BOARD'. Below the logo, the text 'User Guide' is prominently displayed. In the center, there is a photograph of the Universal Fighting Board hardware. At the bottom, there is a small text block that reads: 'This product contains the Universal Fighting Board and all its components. It is a fighting board that can be used to play various fighting games on the PC console.' There is also a small 'INSIDE' logo at the bottom right.	<p>Brook Universal Fighting Board Fusion Modding Kit [pdf] User Guide</p> <p>UFB-UP5, Universal Fighting Board Fusion Modding Kit, Universal Fighting Board Fusion, Fusion, Universal Fighting Board, Fighting Board</p>
---	--