



BRILLIAN RFID BOX Multifunction System Instruction Manual

[Home](#) » [Brillian](#) » **BRILLIAN RFID BOX Multifunction System Instruction Manual** 



RFID BOX Multifunction System Instruction Manual

Contents

- [1 RFID BOX Multifunction System](#)
- [2 Brief introduction of equipment](#)
- [3 Description of safety rule of N2 BOX-08-01](#)
- [4 Description of starting steps](#)
- [5 Description of stopping steps](#)
- [6 Facility Requirement&SPEC](#)
- [7 FCC Rules](#)
- [8 N2 BOX-08-01 Module](#)
- [9 N2 BOX-08-01 Hardware](#)
- [10 N2 BOX-08-01 Operation Description](#)
- [11 Periodical Maintenance](#)
- [12 Documents / Resources](#)
 - [12.1 References](#)
- [13 Related Posts](#)

RFID BOX Multifunction System

Operation Manual Ver 1.0

Version N2 BOX-08-01

Manufacturer and publisher Brillian

Network & Automation Integrated System Co.,Ltd

Add: No.41, Keyi St., Zhunan Township, Miaoli County 350, Taiwan, R.O.C.

Tel: 886-37-580708

Fax: 886-37-580728

Email: services@brilliant.com.tw

Website: <http://www.brilliant.com.tw>

The reproduction of any part of this user manual, in any form (by photocopying, microfilming or any other process) or the processing and distribution of the contents by electronic means is prohibited without the expressed written consent of Brilliant. It is prohibited to copy the software or use it for other purposes. It is expressly prohibited to distribute copies of the software to third parties. Violators will be held liable for damage.

Brilliant Network & Automation Integrated System Co., Ltd.

Brief introduction of equipment

Brilliant Material Handling Solution(BMHS)

We provide a FAB semi-automatic material handling solution. Through a material storage devices, integrating the BMHS system and database, product locations and determine the transmission route, optimal throughput and increase productivity.

eRack management collects all eRack status information, exchanges information on behalf of all eRacks and MES. Provides admin search queries, work order inquiries, statistical analysis, etc.

The eRack shelf can read the RFID tag on the foup by RFID antenna, transfer the carrierID data to the background for unified management, and then receive the foup information from the background to the operator.

Feature of Product

- The BMHS system centrally monitoring shelves of N2 BOX-08-01.
- Integrate MES and BMHS real time management systems to control all products in the factory.
- Significantly improve productivity.
- Flexible system's configuration and higher utilization rate.
- Provide various statistical data to facilitate analysis and decision-making.
- RFID Reader helps to confirm whether the products and sites are correct before assisting production, which greatly reduce errors.

Description of safety rule of N2 BOX-08-01

2.1 Instruction for use

2.1.1 This manual is only written for Purge System Module

2.1.2 Non-qualified or non-professional personnel are not allowed to operate or maintain the machine

2.1.3 "Operator" should read carefully the software operation in advance

2.1.4 "Maintainer", in addition to getting familiar with software operation, should read carefully the maintenance manual and circuit diagram

2.1.5 Before careful reading of operation manual or before thorough understanding of machine function, it is not allowed to operate the machine singly, and it needs an experienced guy standing beside for instruction

2.2 Instruction for transport When transporting or moving a machine, it is suggested to use a cart for the transport, please also wear steel shoes for personal safety. The cart should be able to carry a load of more than 100Kg

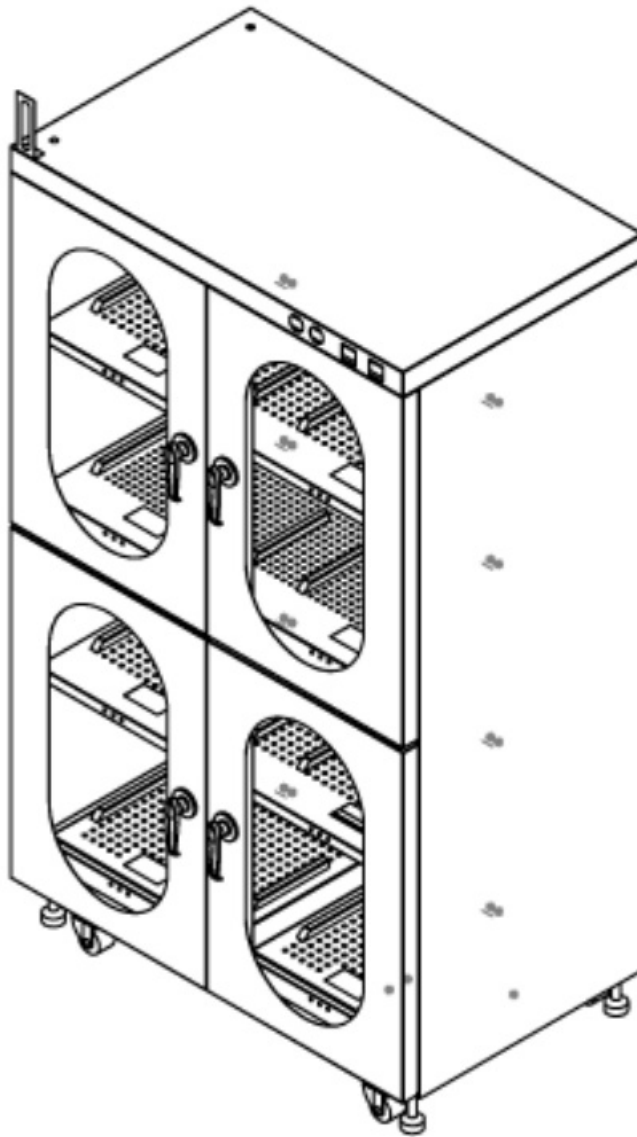
2.3 For scarping of equipment or disposal of waste, please follow the local regulations

2.4 Instruction for illuminance in the work area: Please follow the lighting environment provided by the plant of the client send.

2.5 The machine is not suitable to work in explosive circumstances

2.6 Before ex-factory, the level of noise should be less than 80dB (A).

2.7 About "Warnings and Cautions"



CAUTION

1)When breaker power is ON, please do not operate if you are not in-charge.
2)Always turn off the breaker before repair, checking the machine and maintenance.

1. When power is supplied, non-profess e it to avoid electric shock hazard.
2. Before checking, maintenance and re

Description of starting steps

- 3.1 Turn on breaker power.
- 3.2 Facility department is suggested to be AC 100~230V

Description of stopping steps

- 4.1 Please use externally connected screen or remote control program to confirm all the ports Purge program are all in idle states.
- 4.2 After log in into the program, please select Quit to end the program.
- 4.3 Turn off breaker power.
- 4.4 Install lock for breaker and lock it.

4.5 Close the gas source switch at the facility end.

Facility Requirement&SPEC

Product Name	RFID BOX Multifunction System
Model Type	N2 BOX-08-01
Rating	100~230VAC, 50/60Hz, 1 ϕ +PE
Length X Width X Height(mm)	2175 X 1160 X 710
Weight	130kg
Breaker electric current	5A
Breaking capacity according to UL	10KA
Frequency	134KHz

FCC Rules

This device complies with Part 15 of the FCC Rules. Operation is subject to the following two conditions:(1) this device may not cause harmful interference, and (2) this device must accept any interference received, including interference that may cause undesired operation

Warning: Changes or modifications to this unit not expressly approved by the party responsible for compliance could void the user authority to operate the equipment.

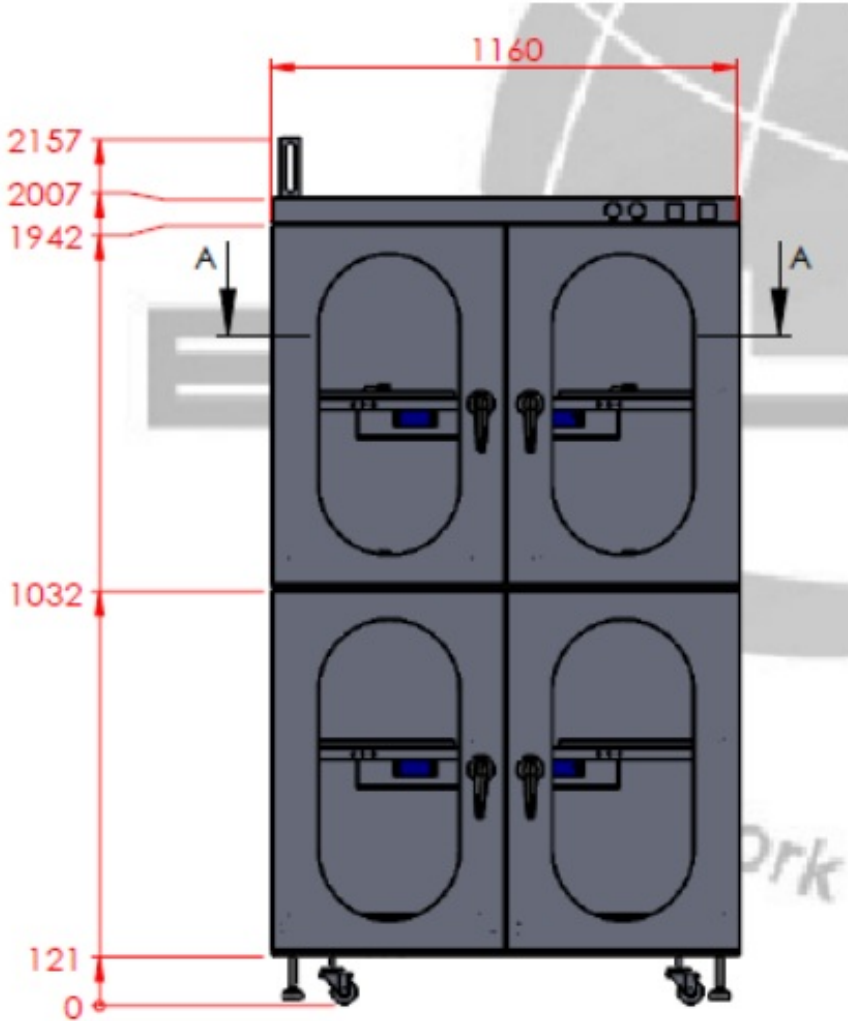
This Transmitter must not be co-located or operating in conjunction with any other antenna or transmitter. Warning: Changes or modifications to this unit not expressly approved by the party responsible for compliance could void the user authority to operate the equipment.

This equipment has been tested and found to comply with the limits for a Class A digital device, pursuant to part 15 of the FCC Rules.

These limits are designed to provide reasonable protection against harmful interference when the equipment is operated in a commercial environment. This equipment generates, uses, and can radiate radio frequency energy and, if not installed and used in accordance with the instruction manual, may cause harmful interference to radio communications.

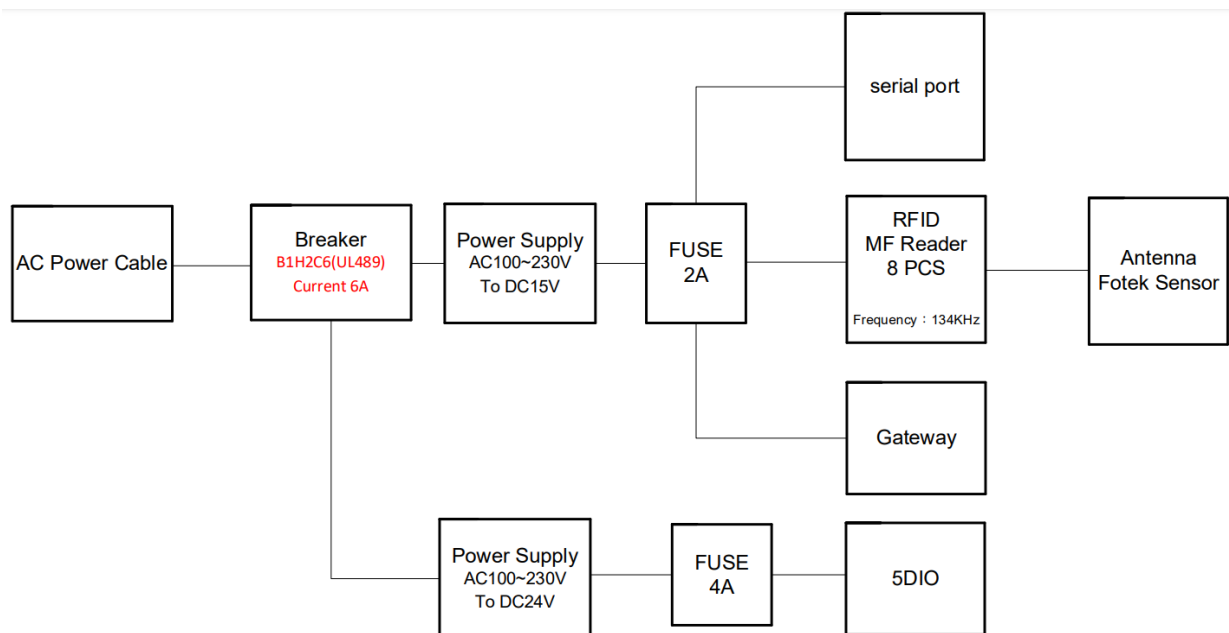
Operation of this equipment in a residential area is likely to cause harmful interference in which case the user will be required to correct the interference at his own expense.

N2 BOX-08-01 Module

Module	Illustration
Front-1	 <p>Technical drawing of a hardware unit (Front-1) showing dimensions and section lines. The unit is a dark gray cabinet with four doors, each featuring a large oval-shaped window and a handle. The unit is mounted on casters. Dimensions are indicated in red: 1160 (width), 2157 (total height), 2007 (height to top of doors), 1942 (height to top of unit), 1032 (height to bottom of doors), 121 (height to base), and 0 (base level). Section lines A-A are shown on the left and right sides of the unit.</p>

N2 BOX-08-01 Hardware

8.1 Hardware Method



N2 BOX-08-01 Operation Description

Put a POD fixed on the goods which you need to get goods information. The Transponder has a data record for the good. During the Host computer sent an order message to the CIDRW through RS232 or HSMS. The CIDRW will send back the goods information which read from the Transponder by radio frequency.

Periodical Maintenance

10.1 N2 BOX Maintenance Table

N2 BOX Maintenance Table					
Mach ine To ol :	Three months	Date :		Operator	
Item	Maintenance Content	Cycle	Action	Result	Remark
Plate Clean					
1	Clean Plate	Three months	Use DI Water & Cleanroom wiper Clean Plate	OK NG	
2	Reader Test	Three months	Put the POD on Plate use button Check Reader Function	OK NG	
Remark					

10.2 Cleaning Plate

10.2.1 Purpose Cleaning Plate Particle

Material: NA

Manual tool: Cleanroom wiper DI Water

Notice: Before action, please confirm whether the machine is down


PM Step: Cleanroom wiper cloth into the DI Water from inside to outside and from top to clean the Plate surface.



Brilliant Network & Automation Integrated System Co., Ltd.



Documents / Resources

	<p>BRILLIAN RFID BOX Multifunction System [pdf] Instruction Manual N2BOX0801, 2A583-N2BOX0801, 2A583N2BOX0801, RFID BOX Multifunction System, RFID BOX, BOX Multifunction System, RFID Multifunction System, N2 BOX-08-01, Multifunction System</p>
---	---

References

- [Brilliant Network & Automation Integrated System Co. Ltd.](#)