



Brilliant Network Automation Integrated System RW0004 RFID Multifunction System User Manual

[Home](#) » [Brilliant Network Automation Integrated System](#) » Brilliant Network Automation Integrated System
RW0004 RFID Multifunction System User Manual 

Brilliant Network Automation Integrated System RW0004 RFID Multifunction System



Manufacturer and publisher
Brilliant Network & Automation Integrated System Co.Ltd
Add: No.41, Keyi St., Zhunan Township, Miaoli County 350,
Taiwan, R.O.C.

Tel: 886-37-580708

Fax: 886-37-580728

Email services@brillian.com.tw

Flying, microfilming electronic means It is prohibited to copy the software or use it for other purposes. it is expressly prohibited to distribute copies of the software to third parties. Violators will be held liable for damage.

Brillian Network & Automation Integrated System Co., Ltd.

Contents

- 1 Brief introduction of equipment**
- 2 Description of safety rule of BR-RW-0004**
 - 2.1 Instruction for use**
- 3 Description of starting steps**
- 4 Description of stopping steps**
- 5 Facility Requirement & SPEC**
- 6 BR-RW-0004 Module**
- 7 BR-RW-0004 Hardware**
- 8 Operation Description**
- 9 Periodical M maintenance**
- 10 Documents / Resources**
 - 10.1 References**
- 11 Related Posts**

Brief introduction of equipment

Brillian Material Handling Solution(BMHS) We provide a FAB semi-automatic material handling solution. Through a material storage devices, integrating the BMHS system and database, product locations and determine the transmission route, optimal throughput and increase productivity.

eRack management collects all eRack status information, exchanges information on behalf of all eRacks and MES. Provides admin search queries, work order inquiries, statistical analysis, etc.

The eRack shelf can read the RFID tag on the foup by RFID antenna, transfer the carrierID data to the background for unified management, and then receive the foup information from the background to the operator.

Feature of Product

- The BMHS system centrally monitoring shelves of E-Rack.
- Integrate MES and BMHS real time management systems to control all products in the factory.
- Significantly improve productivity.
- Flexible system's configuration and higher utilization rate.
- Provide various statistical data to facilitate analysis and decision-making.
- RFID Reader helps to confirm whether the products and sites are correct before assisting production, which greatly reduce errors.

Description of safety rule of BR-RW-0004

Instruction for use

This manual is only written for Purge System Module

Non-qualified or non-professional personnel are not allowed to operate or maintain the machine
“Operator” should read carefully the software operation in advance |

“Maintainer”, in addition to getting familiar with software operation, should read carefully the maintenance manual and circuit diagram

Before careful reading of operation manual or before thorough understanding of machine function, it is not allowed to operate the machine singly, and it needs an experienced guy standing beside for instruction

Instruction for transport

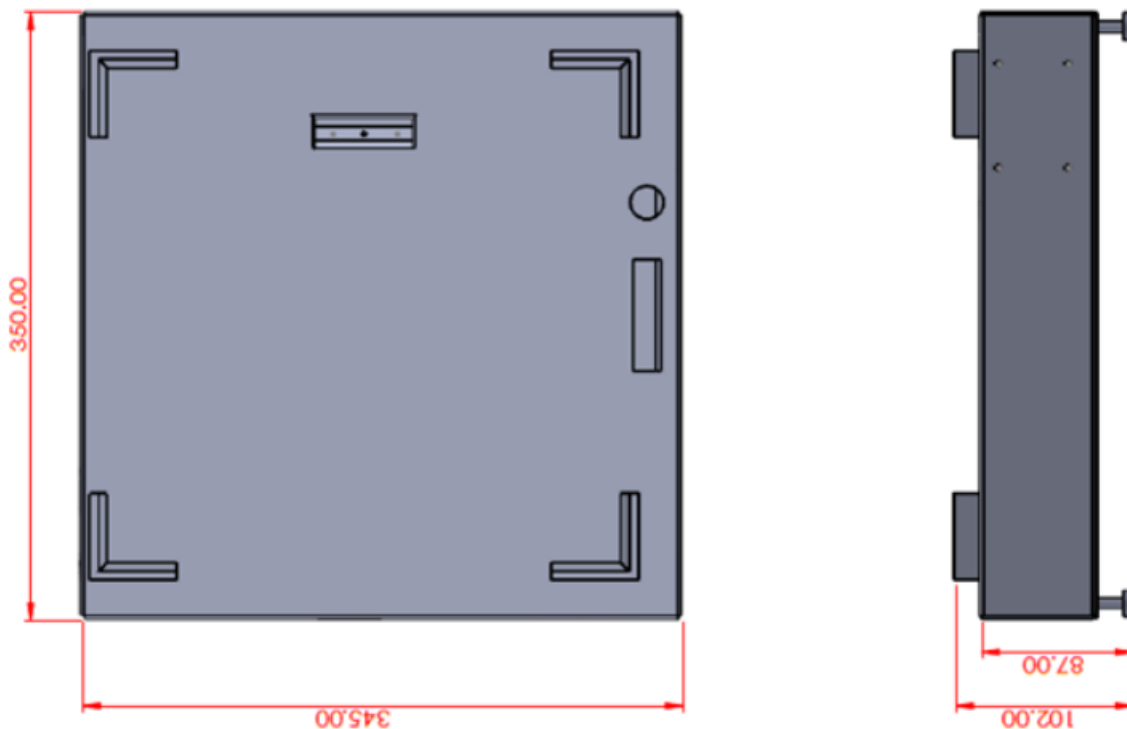
When transporting or moving a machine, it is suggested to use a cart for the transport, please also wear steel shoes for personal safety. The cart should be able to carry a load of more than 100Kg


For scarping of equipment or disposal of waste, please follow the local regulations

Instruction for illuminance in the work area: Please follow the lighting environment provided by the plant of the client send

The machine is not suitable to work in explosive circumstances 2.6 Before ex-factory, the level of noise should be less than 80dB (A).

About “Warnings and Cautions”



	<div data-bbox="635 199 823 257"> CAUTION</div> <div data-bbox="539 495 916 763"><ol style="list-style-type: none">1. When breaker power is ON, please do not operate if you are not in-charge.2. Always turn off the breaker before repair, checking the machine and maintenance.</div>	<div data-bbox="957 663 1468 887"><ol style="list-style-type: none">1. When power is supplied, non professional personnel should not operate it to a void electric shock hazard.2. Before checking, maintenance and repair, please turn off the power.</div>
---	---	---

Description of starting steps

Adapter to be AC 100~230V

1. When power is supplied, non-professional personnel should not operate it to avoid electric shock hazard.
2. Before checking, maintenance and repair, please turn off the power.

Description of stopping steps

Please remove Adapter

5 Facility Requirement & SPEC

Product Name	RFID Multifunction System
Model Type	BR-RW-0004
Rating(Adapter)	I/P: 100~240VAC,50/60Hz, 0.4A O/P : DC15V,1A
Length X Width X Height(mm)	350 X 87 X 345
Weight	kg
Frequency	134.2KHz

This device complies with Part 15 of the FCC Rules. Operation is subject to the following two **conditions**:

1. this device may not cause harmful interference, and
2. this device must accept any interference received, including interference that may cause undesired operation

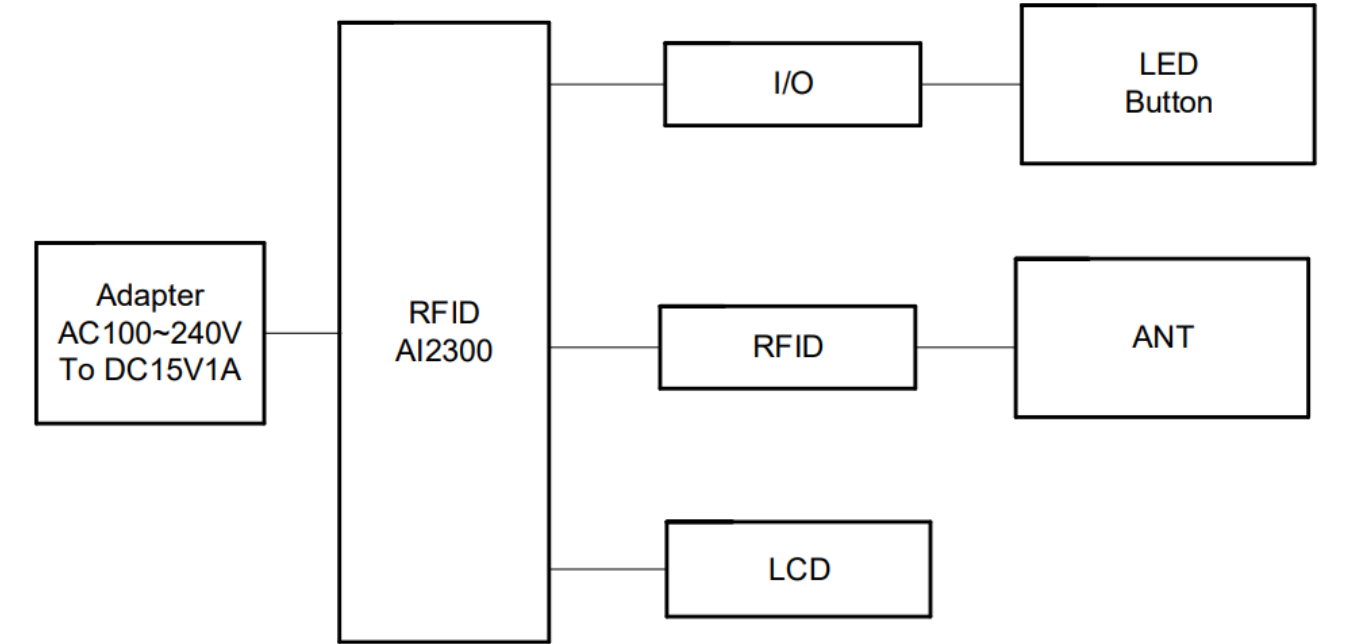
Warning: Changes or modifications to this unit not expressly approved by the party responsible for compliance could void the user authority to operate the equipment. This Transmitter must not be co-located or operating in conjunction with any other antenna or transmitter. Warning: Changes or modifications to this unit not expressly approved by the party responsible .for compliance could void the user authority to operate the equipment. This equipment has been tested and found to comply with the limits for a Class A digital device, pursuant to part 15 of the FCC Rules. These limits are designed to provide reasonable protection against harmful interference when the equipment is operated in a commercial environment. This equipment generates, uses, and can radiate radio frequency energy and, if not installed and used in accordance with the instruction manual, may cause harmful interference to radio communications. Operation of this equipment in a residential area is likely to cause harmful interference in which case the user will be required to correct the interference at his own expense.

BR-RW-0004 Module

Module	Illustration
Front-1	<p>The illustration shows the front view of a rectangular hardware unit. At the top, there is a circular 'Button' and a rectangular 'LCD' screen. On the left side, there is an 'ANT' (antenna) port. At the bottom, there is an 'RS232' port. On the right side, there are two small circular ports labeled 'LED' and 'Power'. The unit is mounted on four small feet.</p>

BR-RW-0004 Hardware

Hardware Method



Operation Description

Put a POD fixed on the goods which you need to get goods information. The Transponder has a data record for the good During the Host computer sent a order message to the CIDRW through RS232 or HSMS The CIDRW will sent back the goods information which read from the Transponder by radio frequency.

Periodical M maintenance

BR-RW0004 Maintenance Table					
Machine Tool :		D Three months Date :		Operator :	
Item	Mwntenance Content	Cycle	.Action	–Result	Remark
Plate Clean					
1	Clean Plate	Three months	Use DI Water &Cleanroom wiper Clean Plate	<input type="checkbox"/> OK <input type="checkbox"/> NG	
2	Reader Test	Three months	Put the POD on Plate use button Check Reader Function	<input type="checkbox"/> OK <input type="checkbox"/> NG	
Remark :					

Cleaning Plate


10.1.1Purpose Cleaning Plate Particle

Material NA


Manual tool Cleanroom wiper DI Water

Notice Before action, please confirm whether the machine is down

PM Step Cleanroom wiper cloth into the DI Water from inside to outside and from top to clean the Plate surface.



Documents / Resources

	<p>Brillian Network Automation Integrated System RW0004 RFID Multifunction System [pdf]</p> <p>User Manual RW0004, 2A583-RW0004, 2A583RW0004, RW0004 RFID Multifunction System, RFID Multifunction System</p>
---	---

References

-  [Brilliant Network & Automation Integrated System Co. Ltd.](#)

Manuals+.