



## BrightSign LS Player Demos Media Player User Manual

[Home](#) » [BrightSign](#) » BrightSign LS Player Demos Media Player User Manual 

BrightSign LS Player Demos Media Player



## Contents

- 1 BRIGHT BEACON™ BRIGHT PLEX CINEMA DEMO
- 2 REQUIRED HARDWARE
- 3 BRIGHT PLEX APP INITIAL SETUP
- 4 BRIGHT BEACON™ BRIGHT PLEX DEMO
- 5 GETTING FAMILIAR WITH THE BRIGHT PLEX APP
- 6 COMMON PROBLEMS
- 7 CREATE YOUR OWN DEMO USING THE APPLICATION TEMPLATE OFF GITHUB
- 8 THANK YOU!
- 9 Documents / Resources
  - 9.1 References
- 10 Related Posts

## BRIGHT BEACON™ BRIGHT PLEX CINEMA DEMO

### Overview

The Bright Plex Cinema demo is an example Bright Beacon presentation showcasing the features of:

1. Location-based beaconing: Bright Plex uses this technology to send distinct notifications to a mobile device based on its proximity to the digital sign
2. 2-way interactive BTLE control: Bright Plex uses this technology to allow a mobile device to control what plays on the digital sign.



### REQUIRED HARDWARE

1. BrightSign Series 3 player



2. MicroSD card with the published Bright Plex demo inserted into any Series 3 BrightSign player

Bright Plex demo downloads for any Series 3 player:



<https://www.brightsign.biz/support/demos/overview>

3. Primary Bluetooth/Beacon device:

Installed BrightSign Wi-Fi/Bluetooth module



or

USB BTLE dongle



3. Secondary beacon device of “puck”

Place near player or screen

Suggested beacon puck: radbeacon dot programmed to:

**UUID:** 775d1459-ac68-3064-f9c3-392dfa8d6b19

**Major:** 11 **Minor:** 103

Press middle of puck to turn on/off.

Green light = on. Red light = off. Do not click and hold.

4. iOS 9+ device running the Bright Plex app:

<https://itunes.apple.com/us/app/brightplex/id1242734005>

5. 1080p screen



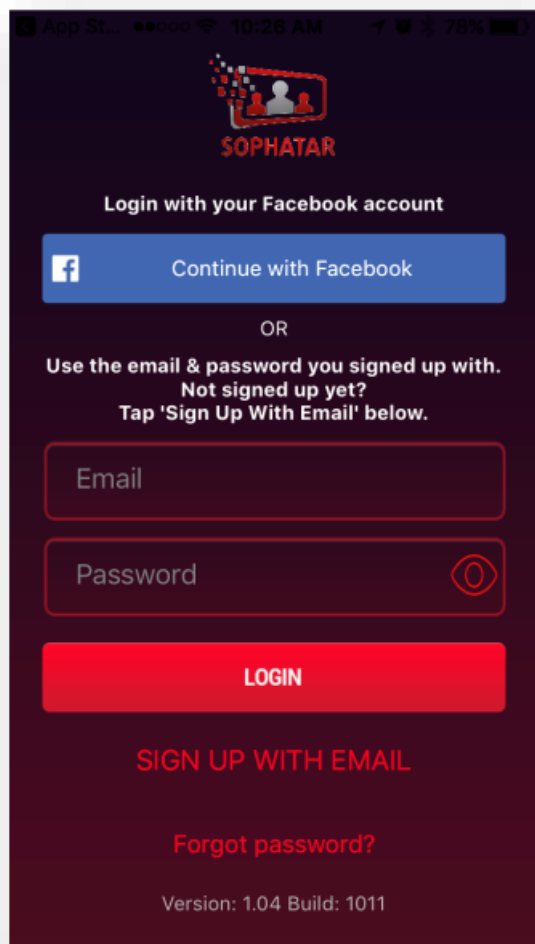
## BRIGHT PLEX APP INITIAL SETUP

1. Launch the BrightPlex App on your iOS9 device

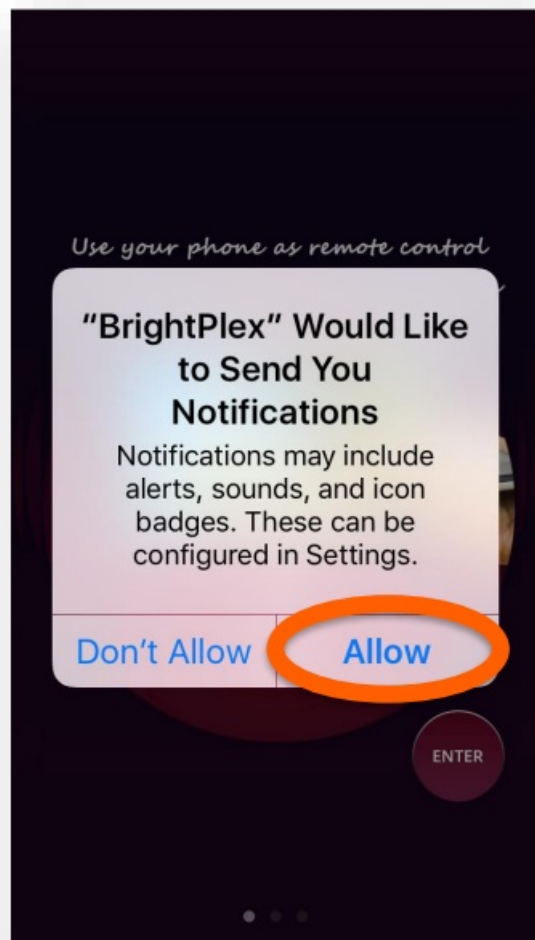


<https://itunes.apple.com/us/app/brightplex/id1242734005>

2. Sign up with a valid email address

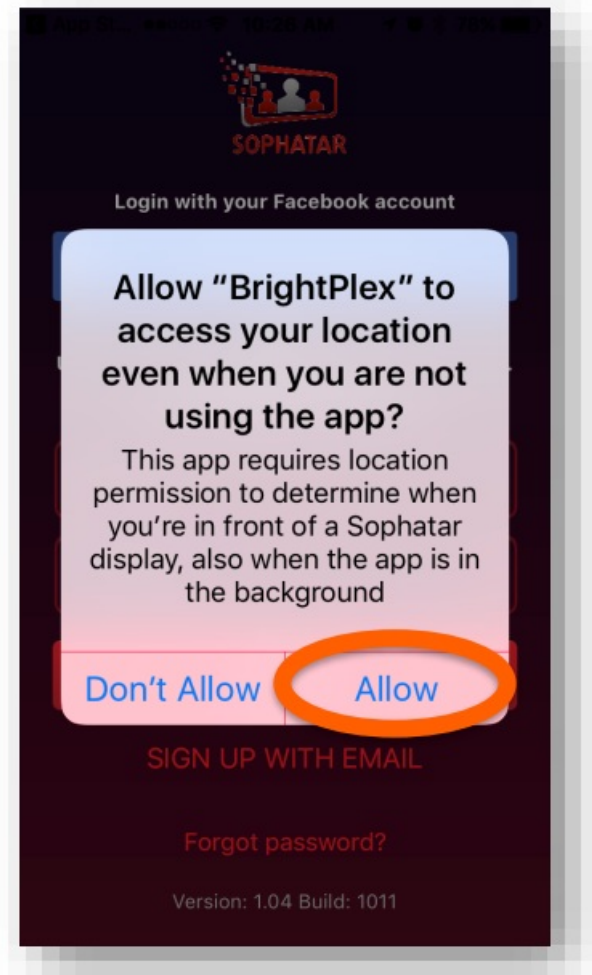


3. When asked to allow notifications, select **“Allow”**






4. When asked to allow location access, select **“Allow”**



## BRIGHT BEACON™ BRIGHT PLEX DEMO

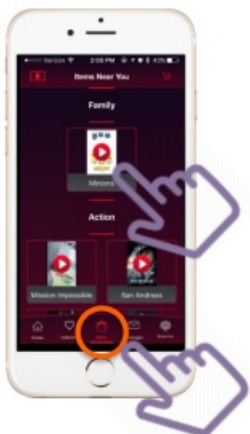
### Basic Operation

1. When in close proximity to the Bright Plex digital sign, the beacon triggers the “Bright Plex” iOS app with a notification and invites you to interact with the digital sign.



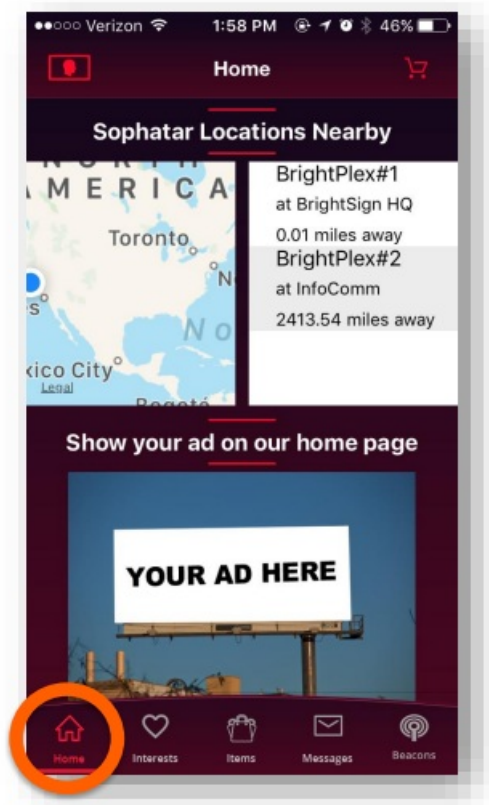
## Basic Operation

1. When in close proximity to the Bright Plex digital sign, the beacon triggers the "Bright Plex" iOS app with a notification and invites you to interact with the digital sign.
2. Use the Bright Plex iOS app to control what movie trailers to playback on the digital sign.




## GETTING FAMILIAR WITH THE BRIGHT PLEX APP

- HOME tab view when beacon NOT detected

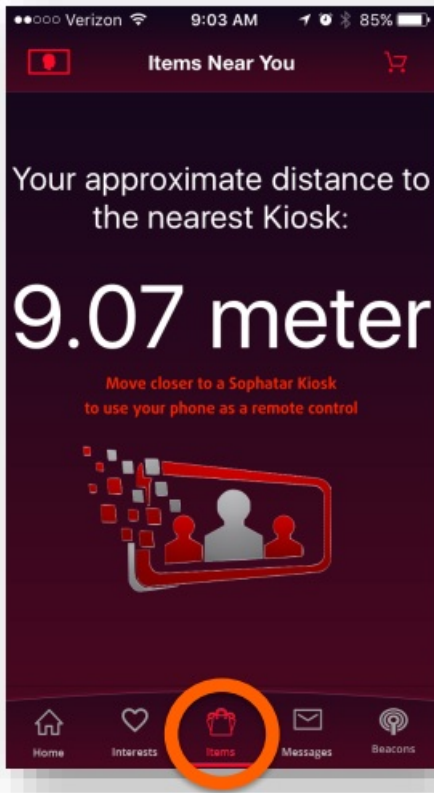


- HOME tab view when beacon detected

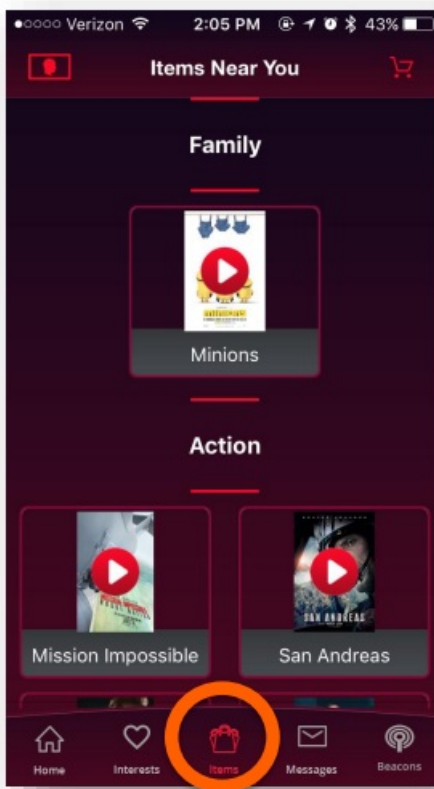


- ITEMS tab view “Far” proximity (>2-3 meters)





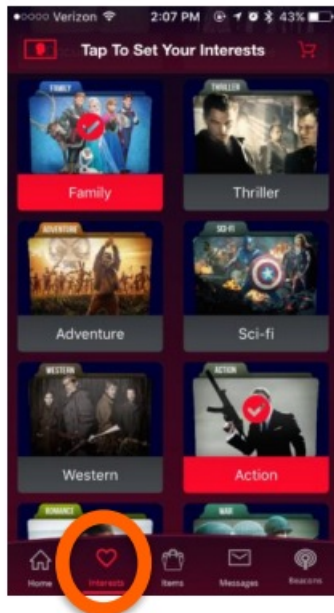
- ITEMS tab view "Near" proximity



## COMMON PROBLEMS

1. Don't see any movies under ITEMS.

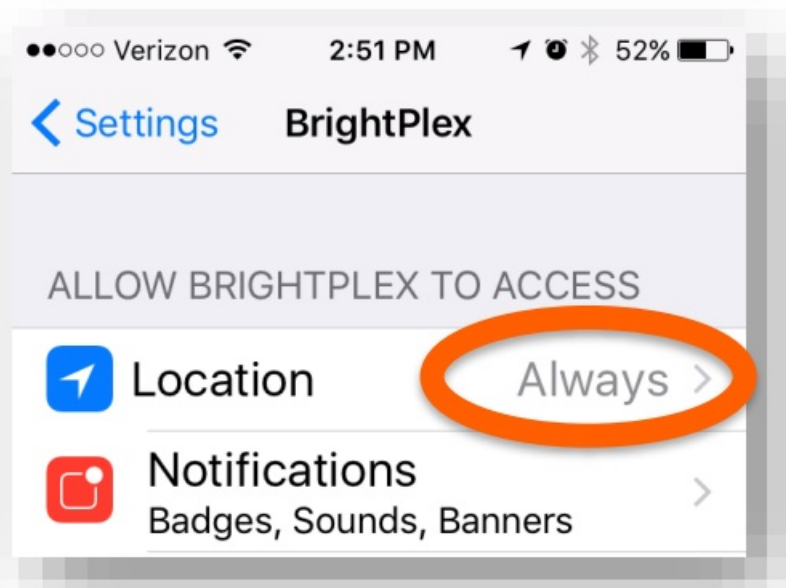
Make sure interests Action and Family are selected under INTERESTS.



2. App is not showing “play” icons for movies in ITEMS.

Ensure beacon puck is on (green light flashed)

Ensure location-based services are enabled for the app or reinstall app & make certain you select “**Allow**” when prompted.



3. Can't set up a new email account.

Fill out the form and press enter on the keyboard. When done, press “Sign up” button.


4. ITEMS tab displays message “Move closer to the Sophatar Kiosk”.

Make sure Beacon puck is on (green light flashed once)

Make sure iOS device has Bluetooth turned on

Stand at least 1-2 meters from demo

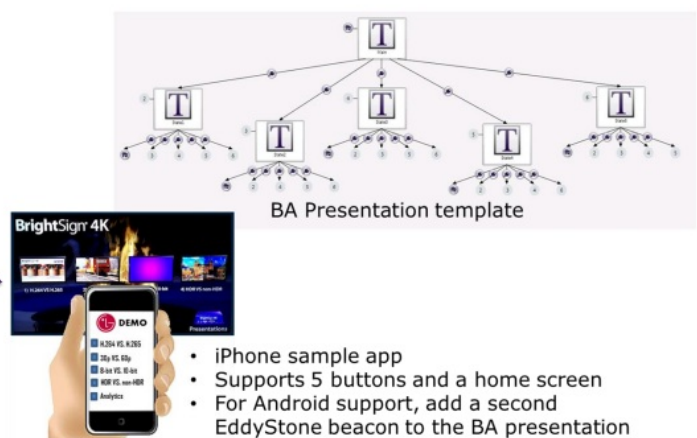
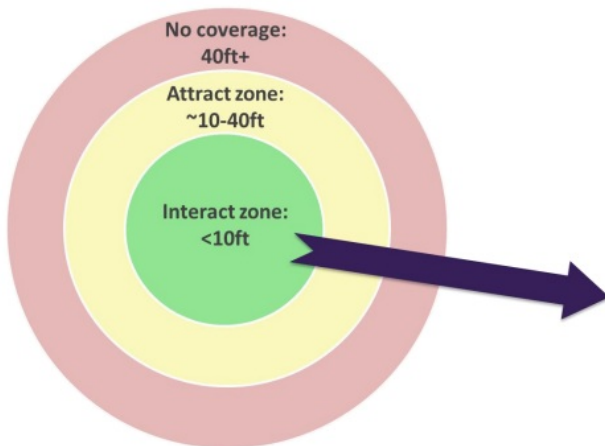
Select BEACONS in app to see if the beacon puck is detected. If so, you should see this screen:



## CREATE YOUR OWN DEMO USING THE APPLICATION TEMPLATE OFF GITHUB

What it does...

- Uses location-based beacon/BTLE technology to directs in-store customers to an interactive demo
- Allows mobile device to interact with the digital sign
- The Bright Plex demo was developed using the Bright Beacon application template which is available for download here: <https://github.com/brightsign/brightsign-ble-commands>



**THANK YOU!**


FOR MORE INFORMATION CONTACT:  
JORDAN DUVAL  
TECHNICAL PRODUCT MARKETING DIRECTOR

16780 LARK AVE., SUITE B  
LOS GATOS, CA ~5032  
**MOBILE:** 408.242.5469  
**SKYPE:** JORDAN.DUVAL  
**EMAIL:** [JDUVAL@BRIGHTSIGN.BIZ](mailto:JDUVAL@BRIGHTSIGN.BIZ)  
**WEB:** [WWW.BRIGHTSIGN.BIZ](http://WWW.BRIGHTSIGN.BIZ)







---

## Documents / Resources

|   |  |
|---|--|
|  | <a href="#">BrightSign LS Player Demos Media Player</a> [pdf] User Manual<br>LS Player Demos Media Player, LS Player, Demos Media Player, Media Player, Player |
|---|--|

## References

-  [GitHub - brightsign/brightsign-ble-commands: Demonstration BrightSign presentation with iOS app that can send commands to the presentation using Bluetooth Low Energy profile.](#)
-  [Connecting to App Store](#)
-  [RadBeacon Dot Proximity Beacon \(Configurable\) | Radius Networks Store – Flybuy Store](#)
-  [Player Demos | BrightSign®](#)
- [User Manual](#)