



BRAINLIT Lighting for Health and Wellbeing Instruction Manual

[Home](#) » [BRAINLIT](#) » BRAINLIT Lighting for Health and Wellbeing Instruction Manual 

Contents

- [1 BRAINLIT Lighting for Health and Wellbeing](#)
- [2 ASK & TYR Set](#)
- [3 Placement guide](#)
- [4 Documents / Resources](#)
 - [4.1 References](#)
- [5 Related Posts](#)



BRAINLIT Lighting for Health and Wellbeing



The BCL™ System by BrainLit – an intelligent lighting solution mimicking natural daylight indoors for human wellbeing

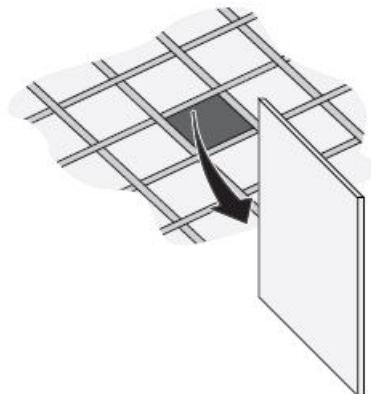
ASK & TYR Set

Mounting

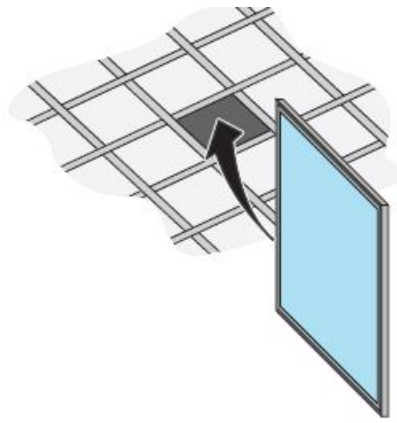
The ASK & TYR Set is designed to be mounted recessed in a suspended ceiling.

ASK installation

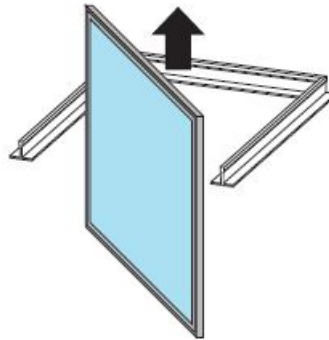
1. Remove the acoustic panel where the luminaire should be mounted. See placement guide on page #3.



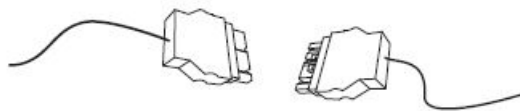
2. Lift the luminaire through the ceiling opening.



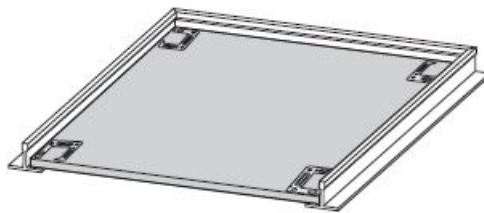
3. Make sure to angle the luminaire to get it through the ceiling opening.



4. Connect the power cable WAGO connector to the Biocentric light control box.

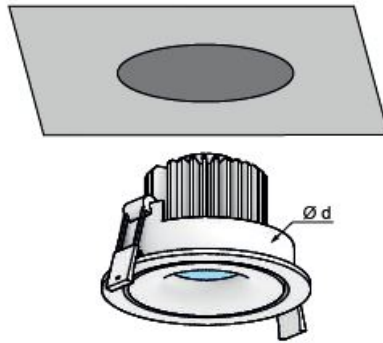


5. Make sure the driver and luminaire is not covered with thermally insulating material.
6. Place the luminaire flat in the ceiling framework.

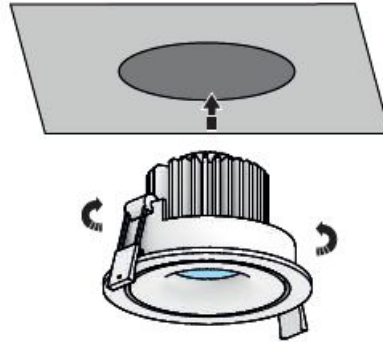


TYR installation

1. Remove the acoustic panel where the luminaire should be mounted. See placement guide on page #3.
2. Using a sharp knife, make a hole in the acoustic panel to fit the cut-out diameter (d) of the luminaire (93 mm).
You can print this page and use the cut-out template below.




3. Connect the power cable WAGO connector to the Biocentric light control box.



4. Fold up the retention clamps and press the luminaire through the hole. Make sure the clamps grip to the ceiling and that the luminaire or driver is not covered with thermally insulating material.

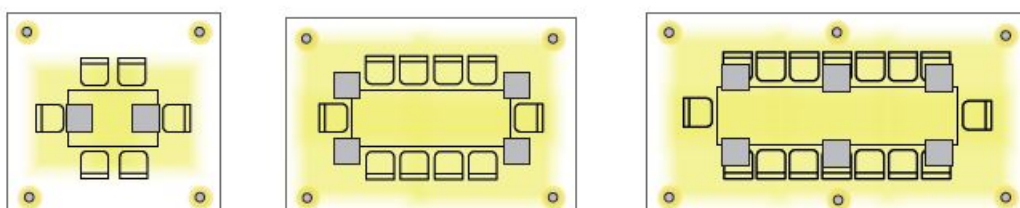
TYR cut-out template

Diameter: 93 mm



Placement guide

Place the luminaires according to the illustration.



Luminaire data

- Weight:
 - ASK: 3.7 kg
 - TYR: 0.8 kg
- Light source energy class:
 - ASK: F
 - TYR: E

User-replaceable light source: No


Do not cover luminaire and LED-driver with thermally insulating material

Warning

- Disconnect or turn power off before installation, maintenance or service.
- Installation requires knowledge of luminaire's electrical systems. If not qualified, do not attempt installation. Contact a qualified electrician.
- BrainLit's luminaires must be installed in compliance with international wiring regulations (EN, IEE, NEC etc.).
- Secure luminaire compatibility with input voltage and frequency.
- To prevent wiring damage or abrasion, do not expose wiring to edges of sheet metal or sharp objects.
- Risk of fire or electric shock. Keep combustible and other inflammable materials away from lamp/lens.
- The luminaire and driver is not suitable for covering with thermally insulating material.
- Do not operate in close proximity to persons, inflammable materials or substances affected by heat or drying.
- Wear gloves and safety glasses when removing luminaire from carton, installing, servicing or performing maintenance.
- Do not touch enclosure or light source.
- Allow lamp/luminaire to cool down before handling.
- The connecting cable is not waterproof.
- No user-serviceable parts inside of luminaire.
- Luminaire to be independently supported to building structure.
- Avoid direct eye exposure to light source when luminaire is on.

This document contains information that is subject to change without notice. This document is solely intended for, and may only be used for, the purpose of providing luminaire products to the BrainLit BioCentric Lighting System. The performance indications for BrainLit products set forth in this document are based on, and conditioned on, the products being used solely in the BrainLit BioCentric Lighting System. However, this document shall not be deemed a product warranty, whether express or implied. The BrainLit product warranty is solely contained in the purchase agreement with each customer. This document is subject to BrainLit AB's copyright. No part of this document may be reproduced or transmitted in any form or by any means, or shared with any third party, without the prior written approval of BrainLit AB. BrainLit products may be protected by one or more patents and by copyright and design rights. "BrainLit" and "BioCentric Lighting" are registered trade marks of BrainLit AB. This document does not confer upon the recipient a license to any of BrainLit intellectual property rights.

Documents / Resources

	<p>BRAINLIT Lighting for Health and Wellbeing [pdf] Instruction Manual Lighting for Health and Wellbeing, Health and Wellbeing, Wellbeing</p>
---	--

References

-  [BrainLit • Lighting for health and wellbeing](#)